

GENERAL CATALOGUE

2024 EDITION



PENTA
ELECTRICAL SAFETY PRODUCTS

Your life,
Our work.

pentaesp.com



**Dear customer
and partner,**

In over 90 years of innovation, acquisitions and growth, a significant number of brands have joined us, strengthening our expertise in electrical safety.

By adopting a single brand name that brings together our shared and complementary expertise, we are underlining our resolutely customer-focused strategy by making it easier for you to find what you're looking for.

We are delighted to announce that PENTA is our new brand. It now covers all our products and services.

**With PENTA, we want to assert our unique positioning as
"Expert Manufacturers".**





**Your life,
Our work.**

WE ARE PENTA

Multinational industrial leader, pioneer and expert manufacturer of electrical safety solutions, committed to ensuring your safety at every intervention!

We are the essential partner for linemen, maintenance technicians and electricians working on power generation, transmission and distribution networks all over the world, and in 9 other areas of activity.

Our work starts where your life might end.

Our brands



To **PROTECT** :

For the Personal Protective Equipment (PPE) and Personal Protective Clothing (PPC) required for personal safety, to protect oneself and the environment.

To **SECURE** your work environment :

For all the equipment required for lockout/tagout procedures (low, medium and high voltage). To provide you with the necessary equipment for working on live systems in medium and high voltage environments.

To **WORK** on your operations with total security :

For all precision and safety-oriented tools, as well as the necessary equipment for the construction and maintenance of networks.

Our aeras of activity

PRODUCTION

TRANSMISSION

SUBSTATION

INDUSTRY



Our values

We believe in the power of the collective.

/ COMMITMENT

The professionalism of our teams at your side to help you create value.

/ TRUST

Integrity in relationships, loyalty as a lever of our efficiency.

/ PERFORMANCE

Continuous and responsible innovation, in the service sustainability and protection of professionals.



DISTRIBUTION

ELECTRIC TRACTION



TERCIARY



ELECTRIC MOBILITY



CIVIL SECURITY



CABLE & CONNECTIONS

GENERAL CATALOGUE

TABLE OF CONTENTS



PENTA
ELECTRICAL SAFETY PRODUCTS

Your life,
Our work.



PERSONAL PROTECTIVE EQUIPMENT
& FALL PROTECTION 06



LOCKOUT
TAGOUT
TRYOUT 106



VOLTAGE DETECTORS 132



INSULATING POLES 172



EARTHING
& SHORT-CIRCUITING 204



IDENTIFICATION
& PHASING 262



1000V INSULATED
& INSULATING TOOLS 278



STORAGE
& TRANSPORT SOLUTIONS 364



TEMPORARY INSULATION 386



TEMPORARY INSULATION 398



CABLE PREPARATION TOOLS 422



SUBSTATION
& RESCUE EQUIPMENT 468



PERMANENT EARTHING
FOR SUBSTATION 488



SIGNAGE AND MARKING
THE WORK AREA 492



NETWORK CONSTRUCTION 528





ATPV 25 cal/cm²



PERSONAL PROTECTIVE EQUIPMENT & FALL PROTECTION

- 08 HEAD AND EYES PROTECTION
- 27 RESPIRATORY PROTECTION
- 30 HANDS PROTECTION
- 44 FEET PROTECTION
- 54 ARC FLASH PROTECTION

- 72 FALL PROTECTION

- 99 FIREFIGHTERS



HEAD PROTECTION

LIST OF STANDARDS FOR HELMETS

Standards	Description
EN 397	Safety helmets for industry
EN 50365	Electrically insulating helmets for use on low voltage installations
ANSI Z89.1	American National Standard for industrial head protection
AS/NZS 1801	Australian / New Zealand standard for occupational protective helmets

LIST OF STANDARDS FOR FACE SHIELDS

Standards	Description
EN 16321-1 / EN 166	Eye and face protection for occupational use - Part 1 : general requirements
EN 167	Personal eye-protection - Optical test methods
EN 168	Personal eye-protection - Non-optical test methods
EN 170	Personal eye-protection - UV filters, transmittance requirements and recommended use
GS-ET-29	Principles of testing and certification of face shield for electrical work
ASTM F2178	Standard specification for Arc Rated Eye or Face protective products



OVERVIEW OF OUR HELMET ACCESSORIES



S951SAFE
1 LED
headlamp 41 lm



S952SAFE
2 LEDs
headlamp 142 lm



S953SAFE
2 LEDs
rechargeable
headlamp 212 lm



S954SAFE
2 LEDs
headlamp 251 lm



S955SAFE
Rechargeable
headlamp 1000 lm



S956SAFE
ATEX
headlamp 90 lm

Headlamp



E22E
Face shield
with helmet holder



GREYARC12
Arc flash
grey face shield
ATPV 12 cal/cm²



GREYARC25
Arc flash
grey face shield
ATPV 25 cal/cm²



TC42AB
Ear protection
system for helmets
SNR 26 dB



CAB33
Ear protection
system for helmets
SNR 33 dB

Face shield

Ear protection



HOUTC42
Soft bag
for helmet



HTC42B
Anti-UV transport
bag for helmets

Transport bag



C279
Disposal hairnet
for helmet
(100 units pack)



CASADH
Mounting plate
for headlamp
on protective helmet



TC402LP
Lateral protection
for TC401B or
TC403B helmets

Miscellaneous accessories



CASADH-RB
Work supervisor
identification for
electrician helmets



CASADH-JB
Lockout supervisor
identification for
electrician helmets



TCID
Adhesive helmet
labels with
wearer identification



PBADH
Mounting plate
for headlamp on
protective helmet

Identification labels



PERSONAL PROTECTIVE EQUIPMENT

HEAD AND EYES PROTECTION

HELMETS WITH INTEGRATED OR FLIP-UP FACESHIELD

/ TC42ES / E-SHARK

OUR SELECTION

ELECTRICIAN HELMET WITH INTEGRATED ARC-FLASH FACE SHIELD – CLASS 1

- HELMET : EN 397 / EN 50365 (CLASS 0 – 1000 V AC)
- FACE SHIELD : EN 166 / EN 167 / EN 168 / EN 170 GS-ET-29 (APC 1 - 4KA/0,5 SEC)

Advantages

- Face shield far enough away from the face to allow the wearing of glasses.
- The face is fully protected against projections thanks to the size of the face shield.
- The crash box absorbs shocks up to 40 % of the kinetic energy, beyond the normative requirements to prevent cranial contusions.
- Easy to manipulate with insulated gloves, for adjusting the headband and manipulating the face shield.
- 4-point chinstrap, adjustable : excellent fit of the helmet, with automatic loop (opening/closing).
- Automatic release of the face shield by lateral pressure, no intermediate position possible.



/ USE

Intended for electricians (operation, industry, offices, etc.) for low voltage operation. The integrated face shield provides protection against arc flash, on electrical grid up to 1000 V AC (or 1500 V DC) and against thermal effect from an electric Arc (class 1).

/ TECHNICAL SPECIFICATIONS

Helmet :

- Shell in ABS material, for optimal mechanical protection and durability.
- Black textile harness with 6 attachment points for better weight distribution and comfort.
- Side and central inserts for fixing accessories (ear muffs, head lamps, etc.).
- Interchangeable absorbent antiperspirant headband.
- Head size adjustment (53-62 cm) made by turning the headband knob.

Face shield :

- Polycarbonate material.
- Protection against high-speed particles - medium impact energy : 120 m/s.
- Protection against liquid splashes.
- Protection against electric arc from short.
- Anti-fog treated.
- Marking : 2C-1, 2 SFE 1 B B-1-O-KN 3.

Lifespan : 5 years

Colour : white helmet with crash box.

Reference	Description	Weight
TC42ES8B	White E-Shark helmet with white crash box.	728 g
TC42ES8BL	White E-Shark helmet with blue crash box.	
TC42ES8J	White E-Shark helmet with yellow crash box.	
TC42ES8R	White E-Shark helmet with red crash box.	
TC42ES8V	White E-Shark helmet with green crash box.	
TC42ES8O	White E-Shark helmet with orange crash box.	

Other colours and side/front marking available on request.

/ Accessories

Reference	Description
HOUTC42	Soft bag for helmet
HTC42B	Anti-UV transport bag for helmet
ARCCAG10	Arc flash balaclava, ATPV 12 cal/cm ²
TC42ESCI	Multi-position flame retardant balaclava
TC42ESP-LP	Side and chin protection for e-Shark helmet
TC42AB	Ear protection system for helmet 26 dB

Reference	Description
S951SAFE	1 LED headlamp - 41 lm
S952SAFE	2 LEDs headlamp - 142 lm
S953SAFE	2 LEDs headlamp - 142 lm
S954SAFE	2 LEDs headlamp 261 lm
S955SAFE	Rechargeable headlamp 1000 lm
S956SAFE	ATEX headlamp 90 lm
CASADH-RB	Supervisor identification
CASADH-JB	Supervisor identification
PBADH	Adhesive badge holder
C279	Disposable hairnet restraint
TC46	Elastic identification band
TCID	Adhesive labels with wearer identification

/ Spare parts

Reference	Description
TC42ESE	Face shield
TC42ESBAS	Forehead band
TC42ESJ4	Four-point chin strap without chin protector
TC42ESMJ4	Four-point chin strap with chin protector
TC42ESH	Harness with forehead band

/ **TC401B**

ELECTRICIAN HELMET WITH INTEGRATED FACE SHIELD AND CHIN STRAP, CLASS 1, WHITE

HELMET : EN 397 / EN 50365 (CLASS 0) / ANSI Z89.1 (CLASS E)
FACE SHIELD : EN 166 / EN 170 / GS-ET-29 (APC 1 / BOX TEST)

Advantages

- Clear and easily retractable integrated face shield, with transparent chin protector that extends the face shield for optimum protection.
- Compact and lightweight, the helmet is well balanced on the head.
- Easy to wear with eyeglasses.
- Easy handling of face shield and chinstrap, even with electrician's latex gloves or one hand.

/ USE

Full face, chin and neck protection against thermal effect from an electric Arc : Class 1 / Box test (4kA for 0,5 sec at 30 cm).
Electrical maintenance, in LV environment.

/ TECHNICAL SPECIFICATIONS

- Helmet (with ABS material shell) - lifespan : 5 years
- Shock absorption after conditioning in temperatures of -40°C and +60 °C.
 - Protection against molten metal splash (MM).
 - Protection against lateral deformations (LD).
 - Protection against electric shock 1 000V (AC) or 1 500V (DC) according to EN 50365 (class 0), and tested up to 20 000V (AC) according to ANSI Z89.1 (class E).
 - Head size adjustment made by turning the headband knob : 53 - 63 cm.
- Faceshield (transparent polycarbonate with transparent chin protection)
- Optical class 1 : VLT > 75 %.
 - Protection against UV radiation (2 - 1,2).
 - Protection against high-speed particles (B).
 - Protection against droplets and splashes of liquids (3).
 - Protection against electric arc from short circuit (8).
 - Protection against molten metals and hot solids (9).
 - Resistance to fogging (N).
 - Surface resistance to external scratching (K).

/ Spare parts

Reference	Description
TC402-HH	Internal harness
TC402-FS	Forehead band
TC402-BS	Absorbent backband
TC402-CS	Four-point chin strap without chin protector
TC400-JUG-AM	Four-point chin strap with chin protector

/ Accessories

Reference	Description
TC402LP	Lateral protection for TC401B or TC403B helmets
TC42AB	Ear protection system for helmet 26 dB
CASADH	Mounting plate for headlamp on protective helmet
S951SAFE	1 LED headlamp - 41 lm
S952SAFE	2 LEDs headlamp - 142 lm
S953SAFE	2 LEDs headlamp - 142 lm
S954SAFE	2 LEDs headlamp 251 lm
S955SAFE	Rechargeable headlamp 1000 lm
S956SAFE	ATEX headlamp 90 lm
HOUTC42	Soft bag for helmet
HTC42B	Anti-UV transport bag for helmet
C279	Disposable hairnet restraint
CASADH-RB	« Work supervisor » identification - red and white
CASADH-JB	« Lockout supervisor » identification - yellow and white
TCID	Adhesive helmet labels with wearer identification
PBADH	Adhesive badge holder
TC400-RS	Retroreflective strips for helmet

Other colours and side/front marking available on request.



PERSONAL PROTECTIVE EQUIPMENT

HEAD AND EYES PROTECTION

HELMETS WITH INTEGRATED OR FLIP-UP FACESHIELD

/ TC403B OUR SELECTION

ELECTRICIAN HELMET WITH INTEGRATED ARC-FLASH FACE SHIELD, CLASS 2, AR LIM 25 CAL/CM², WHITE

- HELMET : EN 397 / EN 50385 (CLASS 0) / ANSI Z89.1 (CLASS E)
- FACE SHIELD : EN 188 / EN 170 / GS-ET-29 (APC 2) / ASTM F2178 (ATPV 38 CAL/CM²)

Advantages

- Highest level of Arc-Flash protection with integrated face shield, available on the market.
- Chin and neck protector, modular and easily retractable.
- Compact and lightweight.
- Light grey tinted face shield, for better color recognition, with antifog property.
- Easy to wear with eyeglasses.
- Quick clasp - easy operation with protective gloves.
- Improved visibility with reflective stickers.



/ USE

Full face protection against thermal effect from an electric Arc : class 2 / box test (7kA for 0,5 sec at 30 cm) and AR Lim 25 cal cm² (Arc Rating Limit according to ASTM F2178 & NFPA 70 E).

/ TECHNICAL SPECIFICATIONS

Helmet (made of ABS) - lifespan : 5 years

- Stroke absorption after conditioning in temperatures of -40°C and +60 °C.
- Protection against molten metal splash (MM).
- Protection against lateral deformations (LD).
- Protection against electric shock 1 000V (AC) or 1 500V (DC) according to EN 50365 (class 0), and tested up to 20 000V (AC) according to ANSI Z89.1 (class E).
- Head size adjustment made by turning the headband knob : 53 - 63 cm.

Faceshield (made of polycarbonate)

- Optical class 2 : VLT < 50 %.
- Protection against UV radiation (2C - 2).
- Stroke absorption of average energy (speed of stroke up to 120 m/s - mass of the ball 0,86 gr) (B).
- Protection against droplets and splashes of liquids (3).
- Protection against electric arc from short circuit (8).
- Protection against molten metals and hot solids (9).
- Resistance to fogging (N).

/ Accessories

Reference	Description
TC402LP	Lateral protection for TC401B or TC403B helmets
TC42AB	Ear protection system for helmet 26 dB
CASADH	Mounting plate for headlamp on protective helmet
S951SAFE	1 LED headlamp - 41 lm
S952SAFE	2 LEDs headlamp - 142 lm
S953SAFE	2 LEDs rechargeable headlamp - 212 lm
S954SAFE	2 LEDs headlamp - 251 lm
S955SAFE	Rechargeable headlamp - 1000 lm
S956SAFE	ATEX headlamp - 90 lm
HOUTC42	Soft bag for helmet
HTC42B	Anti-UV transport bag for helmet
C279	Disposable hairnet restraint
CASADH-RB	« Work supervisor » identification - red and white
CASADH-JB	« Lockout supervisor » identification - yellow and white
TCID	Adhesive helmet labels with wearer identification
PBADH	Adhesive badge holder
TC400-RS	Retroreflective strips for helmet



/ TC45N NEW

SAFETY HELMET FOR ELECTRICIANS WITH 4-POINT CHINSTRAP

EN 397, EN 50365 (CLASS 0) / ANSI Z89.1
(CLASS E - 20KV) / AS/NZS 1801

Advantages

- Lightweight and well balanced when worn.
- Ergonomic 2-position adjustment.
- Rack and pinion adjustment that folds into the harness for optimal helmet storage.
- Equipped with a push/pull button for use with insulating gloves.
- Dielectric properties up to 30 kV.
- Protection against molten metal splashes (MM).
- Protection against lateral deformation (LD).
- 4-point chinstrap included.



TC45BCN



TC45BLCN



TC45JCN



TC45OCN

/ USE

Safety helmet for industry.

Protects the user against the risk of accidental contact with an electrical conductor and against the risk of shock.

/ TECHNICAL SPECIFICATIONS

Helmet: With ABS material shell
(without ventilation)

- 6-point textile harness with rack and pinion adjustment : adjustment from 56 to 63 cm.
- Impact deformable Shell and 30 mm accessory slot.
- Absorbent antiperspirant headband made of soft material, with a height of 50 mm.

Lifespan: 7 years (from date of manufacture)

- According to EN 397 :
with low temperature test - 30 °C to +50 °C.
- According to EN 50365 :
1 000V AC (operating voltage).
- According to ANSI Z89.1 (Class E) :
20 000 V AC to 30 000 V (test voltage).

/ Accessories

Reference	Description
E22E	Face shield with helmet holder
GREYARC12	Arc-Flash light grey face shield - ATPV 12 cal/cm ²
GREYARC25	Arc-Flash light grey face shield - ATPV 25 cal/cm ²
S951SAFE	1 LED headlamp - 41 lm
S952SAFE	2 LEDs headlamp - 142 lm
S953SAFE	2 LEDs rechargeable headlamp - 212 lm
S954SAFE	2 LEDs headlamp - 251 lm
S955SAFE	Rechargeable headlamp - 1000 lm
S956SAFE	ATEX headlamp - 90 lm
CASADH	Mounting plate for headlamp on helmets
TC42AB	Ear protection system for helmets - SNR 26 decibels
CAB33	Ear protection system for helmets - SNR 33 decibels
PBADH	Adhesive badge holder for helmet
HOUTC42	Soft bag for helmets
HTC42B	Anti-UV transport bag for helmet
C279	Disposable hairnet restraint
CASADH-RB	« Work supervisor » identification - red and white
CASADH-JB	« Lockout supervisor » identification - yellow and white
TCID	Adhesive helmet labels with wearer identification
PBADH	Adhesive badge holder

**/ TC47N** **NEW****SAFETY HELMET FOR LINEMEN
WITH 4-POINT CHINSTRAP
AND CHIN PROTECTOR**EN 397, EN 50385 (CLASS D), ANSI Z89.1
(CLASS E - 20KV), AS/NZS 1801**Advantages**

- Robust, light and well balanced when worn.
- Comfortable and visorless for better visibility and less clutter.
- Dielectric properties up to 30 kV.
- 4-point chinstrap with soft rubber chin protector included.



TC47NCH



TC47JCH



TC47OCH



TC47BLCH

/ USE

Industrial safety helmet protects the wearer against accidental electrical contact.

Recommended for linemen, work at height, gallery work.

/ TECHNICAL SPECIFICATIONS

According to EN 397: with low temperature test -30°C to +50°C.

According to EN 50365: 1000V AC (operating voltage).

According to ANSI Z89.1 (Class E): 20 000V AC to 30 000V (test voltage).

Helmet: with ABS material shell (without ventilation)

6-point textile harness with rack and pinion adjustment : Adjustment from 56 to 63 cm. With 30 mm accessory slot. Absorbent antiperspirant headband made acrylic material.

Lifespan: 7 years (from date of manufacture).

/ Accessories

Reference	Description
E22E	Face shield with helmet holder
GREYARC12	Arc-Flash light grey face shield - ATPV 12 cal/cm ²
GREYARC25	Arc-Flash light grey face shield - ATPV 25 cal/cm ²
S951SAFE	1 LED headlamp - 41 lm
S952SAFE	2 LEDs rechargeable headlamp - 142 lm
S953SAFE	2 LEDs rechargeable headlamp - 212 lm
S954SAFE	2 LEDs headlamp - 251 lm
S955SAFE	Rechargeable headlamp - 1000 lm
S956SAFE	ATEX headlamp - 90 lm
CASADH	Mounting plate for headlamp on helmets
TC42AB	Ear protection system for helmets - SNR 26 decibels
CAB33	Ear protection system for helmets - SNR 33 decibels
PBADH	Adhesive badge holder for helmet
HOUTC42	Soft bag for helmets
HTC42B	Anti-UV transport bag for helmet
C279	Disposable hairnet restraint
CASADH-RB	« Work supervisor » identification - red and white
CASADH-JB	« Lockout supervisor » identification - yellow and white
TCID	Adhesive helmet labels with wearer identification
PBADH	Adhesive badge holder



VALUE

/ TC48N **NEW****SAFETY HELMET FOR LINEMEN
WITH CHINSTRAP**

EN 397 / EN 50365 (CLASS 0 / 1000V)

Advantages

- New design.
- Mountain type chin strap.
- Adjustment of the head circumference with one hand by ratchet and easy with the use of gloves.
- Lateral inserts – for positioning ear muffs.
- Protection against molten metal projections.

**/ USE**

Linemen's helmet, protection of the head against short term accidental contact with live electrical conductors.

/ TECHNICAL SPECIFICATIONS

ABS material with ventilation,
Short visor,
Textile harness with 6 attachment points,
Removable headband, adjustment made by ratchet knob,
Tested for use in extreme temperatures:
-30°C / +50°C,
Adjustable from 54-61 cm,
Lifespan : 5 years.

Reference	Description	Weight
TC48N-JUG	Chinstrap only with 4 fixing points for the TC48N helmet	360 g

**/ C45--CR****SAFETY HELMET FOR ELECTRICIAN**

EN 397 / EN 50365

/ USE

Protective helmet for industry. Protects the wearer against the accidental risk of contact with an electrical up to 1000 V AC or 1500 V OC.

/ TECHNICAL SPECIFICATIONS

High density polyethylene (HOPEI) cap, without ventilation. Cap deformable in case of impact, with gutter and 30 mm notch for accessories.
6-point headband, equipped with an antiperspiration band.
Adjustment of the headband size with a rack and pinion.
Head size: 54-61 cm, 2 position heights at the back of the back of the headband. Lifespan: 4 years Temperature of use : -10°C / +50°C

Reference	Colour	Weight
C45B-CR	White	318 g
C45BL-CR	Blue	318 g
C45R-CR	Red	318 g
C45J-CR	Yellow	318 g

/ Option

Reference	Colour
C45JUG	2-point chinstrap with elastic fabric, and chin guard

Other colours available on request (multiples of 50 units): orange, green and grey.



/ C43

SAFETY CAP

/ USE

Protection of the head against accidental bumps and scratches.

This is not a safety helmet.

/ TECHNICAL SPECIFICATIONS

Safety cap 35 % polyester 65 % cotton. Inner shell in polypropylene material with no metal part. Ventilation holes. Size adjustment: 56 - 61 cm with closure. Colour : blue. Logo marking on request.

Reference	Weight
C43	160 g



/ B107N

FLEECE BEANIE

Advantages

- Fleece fabric, anti-pilling treatment.
- Wide lapel.

/ USE

Protection of the head against cold.

/ TECHNICAL SPECIFICATIONS

100 % Polyester, 270 g/m². Colour : navy blue.

Reference	Size
B107N	One size fits all



/ B108

BEANIE

Advantages

- Protective beanie adapted for any type of helmet.

/ USE

To be placed under the helmet for the protection of ears, cheeks and nape of the neck against cold and bad weather.

/ TECHNICAL SPECIFICATIONS

Outside in poly cotton, inside in acrylic fur. The ear flaps fastener, made in Velcro, acts as a chinstrap.

Reference	Size	Weight
B108	One size fits all	92 g



/ C279

DISPOSABLE HAIRNET RESTRAINT FOR HELMET

/ USE

For a better hygiene of your helmets.

/ TECHNICAL SPECIFICATIONS

Round hairnet restraint, non woven, made in polyethylene.

Reference	Size
C279	One size fits all



VALUE

/ S951SAFE OUR SELECTION S952SAFE

LED HEADLAMP (1 OR 2 LEDS)
ANSI FL1 | IEC 62471

Advantages

- **Versatility:** easily clips onto E-Shark or other helmets equipped with a plate ref. CASADH, on a pocket or on any pocket or on any flat surface.
- **Practical:** it can be oriented vertically 180° thanks to a precise adjustment by notch.
- **Safety:** electronic protection of the LEDs (if polarity is reversed).



S951SAFE

S952SAFE

/ USE

Headlamp with 1 or 2 LEDs, which offers a homogeneous and panoramic light, 90° upwards and 90° downwards.

Reference	Light output	Lighting distance	Battery life	Weight
S951SAFE	10 - 25 - 50 lumens	12 - 18 - 25 m	89 h - 18 h	89 g
S952SAFE	71 - 212 lumens	25 - 91 m	24 h - 8 h	96 g

/ TECHNICAL SPECIFICATIONS

Wide and uniform beam with 2 or 3 light levels.
Shock-proof and equipped with an anti-ignition device with on/off locking.
Resistant to hydrocarbon splashes and corrosive liquids.
Protection: IP 54, weatherproof (rain, snow...) and dustproof.
Adjustable, hypoallergenic elastic headband.
Supplied with 3 round Alkaline batteries LRO3AAA 1.5 V.
Delivered with 4 hooks to fix the headband to fix the headband on the helmets.
Made in France.



/ CADASH

MOUNTING PLATE FOR HEADLAMP ON PROTECTIVE HELMET

Advantages

- **Alternative solution for fixing headlamps.**
- **Solvent-free adhesive, compatible with all types of industry helmets.**
- **The headlamp can be clipped on or off the bracket as required.**

/ USE

Allows you to hold on to a helmet, headlamps without headband, from the PENTA range ref.S951SAFE, S952SAFE, S953SAFE, S954SAFE, S955SAFE or S956SAFE.

/ TECHNICAL SPECIFICATIONS

Adhesive with solvent-free glue.
Abrasion and UV resistant.

Reference	Dimensions	Weight
CADASH	70 x 42 mm	8 g



PERSONAL PROTECTIVE EQUIPMENT

HEAD AND EYES PROTECTION HEAD ACCESSORIES



/ HOUTC42

PROTECTIVE COVER FOR HELMET

/ USE

To protect and transport a helmet with integrated face shield or a face shield with support.

/ TECHNICAL SPECIFICATIONS

Nylon fabric cover, black colour, closure and with drawstrings.

Reference	Description	Dimensions
HOUTC42	Protective cover for helmet	450 x 360 mm

VALUE

/ HOUTC25

OUR SELECTION

ANTI-UV PROTECTIVE COVER
FOR HELMET WITH FLIP-UP FACE SHIELD

Advantages

- Larger volume.

/ TECHNICAL SPECIFICATIONS

Black PVC coated polyamide cover, closure and carrying by cords.

Reference	Description	Dimensions
HOUTC25	UV Protective cover for helmet with flip-up face shield	350 x 260 cm



/ HTC42B

ANTI-UV TRANSPORT COVER FOR HELMET

/ USE

Transport cover for helmets.

/ TECHNICAL SPECIFICATIONS

Black and orange carrying cover, Drawstring, Velcro label holder on front, Zip pocket on back.

Reference	Description	Dimensions
HTC42B	Anti-UV transport cover for helmet	30 x 26cm



/ TC46

ELASTIC IDENTIFICATION BAND FOR HELMETS

/ USE

To identify the work supervisor.

/ TECHNICAL SPECIFICATIONS

Red woven nylon elastic band adaptable to helmets thanks to its 4 hooks delivered in a plastic bag.

Reference	Description
TC46	Elastic identification band for helmets



/ PBD4H

ADHESIVE BADGE HOLDER FOR HELMET

/ TECHNICAL SPECIFICATIONS

Business card format.

Reference	Description	Dimensions
PBD4H	Adhesive badge holder for helmet	60 x 30 mm



/ CASADH-RB CASADH-JB

ELASTIC IDENTIFICATION BAND FOR HELMETS

/ USE

Red/white identification tape on double-sided 50 mm self adhesive base.

Reference	Description	Colour	Weight
CASADH-RB	Supervisor identification for electrician helmet	Red	610 g
CASADH-JB		Yellow	



VALUE

/ E24
E24K

OUR SELECTION

ELECTRICIAN FACE SHIELD
WITH HEADBAND AND BROW-GUARD

EN 168 / EN 187 / EN 168 / EN 170

Advantages

- Compact, rugged and sustainable.
- Optimal protection of the face.
- Excellent panoramic view.
- Sweatband on foam support for greater comfort.



/ USE

Protection of eyes, face and top of the head against electrical short circuit arc. For operations on or near low voltage installations.

/ TECHNICAL SPECIFICATIONS

Set including a face shield holder and a faceshield Face shield support = Polypropylene front shell, blue color, with adjustable headband with rack system (53 to 61 cm) using a setting wheel, and comfort sweat headband made of foam.

Lifting face shield function, with tightening by 2 side wheels

Colorless polycarbonate face shield, with marking:

- 2C = 100% UV filtration
- 1,2 = colorless eyepiece passing 91,2% of the visible light
- 1 = optical quality / Class 1, without deformation during permanent wear
- AT = Strong impact resistance speed: 190 m/sec between -5 °C and + 55 °C
- 8 = Short circuit arc protection
- 9 = Resistance to molten metal and hot particles

Fixing the face shield on the support is provided by cleats that come to block and maintain face shield.

Reference	Description
E24	Electrician face shield with headband and brow-guard
E24K	Electrician face shield with headband and brow-guard, with anti-scratch treatment



/ E22E

ADJUSTABLE ELECTRICIAN FACE SHIELD
WITH SUPPORT FOR HELMET
EN 166 / EN 170 / GS-ET-29 (APC 1)

Advantages

- Fits helmets TC45BCN and TC47BCN.
- Face shield with good optical quality that avoids visual distortions.
- Metal free.

/ USE

Face protection against liquid and solid projections, and against arc flash.

/ TECHNICAL SPECIFICATIONS

Face shield : colourless anti-UV polycarbonate.
Delivered with the flip-up support for helmet.
Delivered without helmet.

Reference	Description	Weight
E22E	Adjustable electrician face shield with support for helmet	265 g

/ Spare parts

Reference	Description
E22ES	Adjustable electrician face shield with support for helmet
E22P	Support for helmet

/ **TC42ESCI**

MULTI-POSITION FLAME RETARDANT BALACLAVA

EN 340 / EN ISO 11612-08 / EN 1149-5/08

Advantages

- *Very comfortable (extensible, returns to its original shape, seamless).*
- *High versatility in terms of position on the head or on the face.*
- *Quick drying.*

/ **USE**

Protects against thermal effects from an arc flash. Can be worn under all helmets.

/ **TECHNICAL SPECIFICATIONS**

Seamless multi-position balaclava : balaclava, scarf, mask, forehead band, beanie, pirate.
Material : breathable flame retardant technical fabric 180 g/m², 87 % Meta-Aramide Nomex, 5% Para-Aramide Kevlar, 4% antistatic fibres P-140 and 4% Elastolefine. One size fits all.
Colour : navy blue.

Reference	Description
TC42ESCI	Multi-position flame retardant balaclava

/ **ARCCAG10 – ARCCAG24**FLAME RESISTANT AND ARC FLASH RESISTANT BALACLAVA,
ATPV 12,1 CAL/CM² OR 24 CAL/CM²

EN ISO 11612 (A1 AND A2 B1 C1 F1) / IEC 61482- 2 / EN 61482-1-2 (CLASS 1 ACCORDING TO BOX TEST), ASTM F19

Advantages

- *Very comfortable, ergonomic shape with flatlock seams.*
- *Possibility to wear corrective glasses.*

/ **USE**

Provides protection of the face and the neck against thermal hazards, especially against burn hazards from an arc flash. To be used in addition of electrician helmet E-shark (ref : TC42ESBB) or with an helmet + face shield with protection level lower or equal to class 2 or lower or equal to 12 cal/cm². It does not spread the flame when accidentally it comes in contact.

/ **TECHNICAL SPECIFICATIONS**

Single layer fabric : 88% cotton and 22% nylon Aramid thread, flatlock seams. Ergonomic shape, length to shoulders with only one opening for the eyes.
Colour : navy blue
One size fits all.
Supplied in individual bag with user's instructions.

Reference	Description	Size
ARCCAG10	Arc flash balaclava, ATPV 12,1 cal/cm ²	One size fits all
ARCCAG24	Arc flash balaclava, ATPV 24,7 cal/cm ²	



Reference	Description	Weight
TL19	Clear anti-UV safety glasses	19 g
TL19S	Solar tinted safety glasses	

/ TL19

CLEAR ANTI-UV SAFETY GLASSES

TL19 : EN 166 / EN 170
TL19S : EN 166 / EN 170 / EN 172

Advantages

- Temples with reduced section designed for a perfect interaction with ear muffs.
- Wrap around model, guarantees optimal lateral protection.
- Ultralight and handy.

/ TECHNICAL SPECIFICATIONS

Lens : anti-scratch and anti-fogging Polycarbonate (PC). Optical class : 1.
Visible light transmittance : 91,20 %, field of view 180°
Sidearms in clear PC with lateral protection. Colour : transparent.
Soft nose pad. Marking = 2C-1,2 U1 FT K



Reference	Description	Weight
TP05A	Mono-lens safety glasses, anti-UV	24 g

/ TP05A

MONO-LENS SAFETY GLASSES ANTI UV

EN 166 / EN 170

Advantages

- Very light-weight.
- Comfortable and adjustable temple length.
- Large panoramic lenses.
- Soft nose pads

/ USE

Protection of the eyes against low energy impacts.
Ideal protection from particles.

/ TECHNICAL SPECIFICATIONS

Lens : clear PC, resistant to UV, scratches, impacts and small chemical splashes.
Optical quality : class 1
Impact resistance : 6 mm ball at 45 m/sec.
Light transmittance : 99.5% UV absorption up to 385 nm.



Reference	Description	Weight
TL20	Clear anti-UV safety glasses	28 g

/ TL20

WRAP-AROUND SAFETY GLASSES

EN 166 / EN 170

Advantages

- Sportive design.
- Adjustable and comfortable soft nose pads.
- Wrap-around design for good protection from all sides.
- Adjustable temples in length and height.

/ USE

Protection of the eyes against low energy impacts (45m/sec).

/ TECHNICAL SPECIFICATIONS

Lens : anti-fogging polycarbonate, resistant to UV, scratches, impacts and small chemical splashes.
Impact resistance : 6 mm ball at 45 m/sec.
Light transmittance : 99.5% UV absorption up to 370 nm.
Visible light transmittance : above 95%.

/ **TP05B**

WRAP-AROUND MONO-LENS SAFETY GLASSES

EN 166 / EN 169

Advantages

- Ultra-light glasses.
- Wrap-around shape for a side protection.

/ **USE**

Protection of the eyes against low energy impacts.

Applications : welding works, live working.

/ **TECHNICAL SPECIFICATIONS**

Lens : green PC, welding level 2, anti-UV and anti-scratch. Impact resistance : 6 mm ball at 45 m/s. Heat resistance : up to 80°C. Optical class : 1.

Reference	Size	Weight
TP05B	One size fits all	25 g

/ **TP05B3**

SAFETY GLASSES FOR LIVE WORKING

EN 166 / EN 169 / EN 175

Advantages

- Anti-slip tips for a better support
- Welding filters grade 3
- Adjust itself to all face shapes

/ **USE**

Live line working, welding or brazing. Can be combined with helmets and balaclava ARCCAGIO.

/ **TECHNICAL SPECIFICATIONS**

Protection against UV, bright light, flying particles and infrared light. Polycarbonate lens, UV protection, anti-scratch and anti-fog. Impact resistant 5m/s and resistant to extreme temperatures -5°C to +55°C. Optical quality: class 1

Reference	Size	Weight
TP05B3	One size fits all	25 g

/ **TS51B**

MONO-LENS SAFETY OVERSPECTACLE

EN 166 / EN 170

Advantages

- Wide field of view
- Lateral protection
- Ideal for spectacle wearer

/ **USE**

Protection of the eyes against low energy impacts. Eye protection for visitors or overspectacles for glasses wearers.

/ **TECHNICAL SPECIFICATIONS**

Lens : clear anti-scratch and anti-UV PC. Adjustable temples with soft tips. Impact resistance : 6 mm ball at 45m/sec. Light transmittance: 99.5% UV absorption up to 370 nm. Visible light transmittance : above 95%.

Reference	Weight
TS51B	42 g

/ **L5500**

SAFETY ANTI-FOGGING MASK

EN 166 / EN 170

Advantages

- Panoramic mask
- Allows to wear corrective glasses.

/ **USE**

Protection against liquids, coarse dust, gas and fine dust as well as molten metal.

/ **TECHNICAL SPECIFICATIONS**

Lens : clear anti-UV PC, anti-fogging with lateral protection. Frame : soft PVC with ventilation. Large elastic band. Impact resistance : 120 m/s. Light transmittance : 99.5% UV absorption up to 385 nm. Visible light transmittance : above 95%. Heat resistance : up to 60°C.

Reference	Weight
L5500	130 g

**/ E62**

TEXTILE GLASSES CASE

/ TECHNICAL SPECIFICATIONS

Canvas case with velcro closure and belt loop on the back.

Reference	Dimensions	Weight
E62	270 × 80 × 70 mm	62 g

**/ TE4300
TE4400U**

PROTECTIVE CASES FOR GLASSES

Reference	Description	Dimensions
TE4400U	Soft case with a zipper with PENTA REGELTEX marking	195 × 95 × 85 mm
TE4400UN	Soft case with a zipper unmarked	

**/ LAB300XS X5**

PACK OF 5 REUSABLE ANTI-FOG WIPES

Advantages

- Hydrophilic solution that absorbs water particles (fog) instantly.
- From 8 to 12 hours of efficiency for each use.
- Reusable up to 300 times.
- High quality thanks to its non-abrasive formula and very gentle on different surfaces.

/ TECHNICAL SPECIFICATIONSZipper pouch for optimal storage up to 3 years.
Supplied in packs of 5.

Reference	Dimensions
LAB300XS X5	150 × 180 mm



/ **C4000N**EARMUFFS SNR 26 DB
EN 352**Advantages**

- Fully non-metallic,
- Soft, foam padding with PVC membrane for maximum comfort,
- Easy adjustment,
- Very lightweight.

/ **USE**

For occasional use against harmful noise. Made of durable, non-conductive materials, suitable for use in the electrical industry.

/ **TECHNICAL SPECIFICATIONS**

Earmuffs with non-metallic headband (ABS).
Attenuation : 26 dB (SNR).
Colour : Black.

Reference	Weight
C4000N	190 g

/ **C4500N**EAR MUFFS SNR 36 DB
EN 352-1 (SNR 36DB) / ANSI S3.19 (NRR 30DB)**Advantages**

- Adjustable shells for a better fit, thanks to a double pin system.
- Reflective edgings for more visibility and greater safety.

/ **TECHNICAL SPECIFICATIONS**

Adjustable headband.
Elastomer cushions with ABS material cups.
Noise reduction : 36 dB (SNR).

Reference	Height	Length	Width
C4500N	18.5cm (headband in lowest position) 20cm (headband extended)	17 cm	10 cm

/ **CAB33**EAR PROTECTION SYSTEM FOR HELMETS SNR 33 DB
EN 352-3 SNR 33DB**Advantages**

- Soft foam padding for maximum comfort
- Excellent attenuation rate
- Easy to clip on and easy adjustment
- Very light

/ **USE**

For occasional use against harmful noise. Fits most helmets on the market, including our TC401B, TC403B, TC45N, TC47N references.

/ **TECHNICAL SPECIFICATIONS**

It is adapted to different working environments and provides the right protection against noise without isolating workers.
Compatible with helmet filters equipped with 30 mm universal side slot.
Adjustable double pin system offering multiple positioning for a better fit.

Reference	Height	Length	Width
CAB33	18.5cm (headband in lowest position) 20cm (headband extended)	17 cm	10 cm



PERSONAL PROTECTIVE EQUIPMENT

HEAD AND EYES PROTECTION HEARING PROTECTION



/ TC42AB

EAR PROTECTION SYSTEM FOR HELMET 26 DB
EN 352-3

/ USE

Protection against noise in places where a safety helmet is required. Designed to be worn on ear muffs compatible safety helmet like the E-shark helmet.

/ TECHNICAL SPECIFICATIONS

Plastic headband, PVC cushions, black and yellow plastic cups.
Noise reduction: 26 dB ISNRL.
Pressure on ears: 10,2 N.

Reference	Size	Weight
TC42AB	One size fits all	210 g



/ AB127N

EARPLUGS 36 DB
EN 352-2 / ANSI S3,19

Advantages

- Excellent level of attenuation.

/ USE

Disposable earplugs for protection against noise.

/ TECHNICAL SPECIFICATIONS

PU foam plugs
Average noise attenuation = SNR 36dB
High frequency attenuation = H 34
Mid frequency attenuation = M 34
Low frequency attenuation = L 31
Diameter: 7 - 12 mm; Colour: Red
Packaging = Dispenser box of 200 pairs of disposable noise cancelling earplugs, individual bags of 2 plugs.

Reference	Size	Weight
AB127N	One size fits all	Box of 200 pairs : 215 g.



/ AB126N

REUSABLE EARPLUGS 34 DB WITH CORD
EN 352-2 / ANSI S3,19 NNR 26DB

Advantages

- Excellent level of attenuation.
- Use with or without cord.
- 3 finned profile design.

/ USE

Reusable earplugs for protection against noise with nylon rope.

/ TECHNICAL SPECIFICATIONS

Thermoplastic plugs
Average noise attenuation = SNR 34dB
High frequency attenuation = H 33
Mid frequency attenuation = M 32
Low frequency attenuation = L 31
Diameter : 8 - 12 mm
Colour : Grey
Packaging = Box of 50 pairs of reusable earplugs, in individual bags.

Reference	Size	Weight
TPO5B	One size fits all	25 g



/ AB129

SEMI-AURAL BANDED EARPLUGS 33 DB
EN 352-2

Advantages

- Lightweight with no discomfort for non-intensive use.

/ USE

Protection against noise for repeated non-intensive use.

/ TECHNICAL SPECIFICATIONS

Adjustable headband with reusable silicone plugs. Noise reduction : 33 dB.

Ref.	Weight
AB129	10 g

/ **MRP355**

SINGLE USE, FOLDABLE DUST PROOF MASK FFP2 D

EN 149 : 2001 +A: 2009 / EN 14683 : 2006 FFP2 - MINIMUM
FILTRATION LEVEL: 94%**Advantages**

- **Patented innovation: better wearing comfort (greatly reduced breathing efforts) and optimal protection at inhalation as well as exhalation.**
- **Ultra lightweight and ergonomics thanks to the adjustable nose piece.**
- **Hypoallergenic, latex-free and PVC-free.**
- **Environmentally friendly: 80% recyclable.**

/ **USE**

Respiratory protection against fine particles such as dust from concrete, cement, plaster (demolition, structural works, sanding), fine paint and resin particles, plastics (sandblasting, sanding), etc. For intensive use, for prolonged activities. Anti-virus, pollution-proof and hypoallergenic.

/ **TECHNICAL SPECIFICATIONS**

- Single use polypropylene mask fitted with 2 elastic holding straps, metal-free.
- Valve-less technology: provides optimal breathing ease for mask wearers.
- Colour : white, colour coded according to filtration level.
- Hygiene guaranteed by individual packaging.
- Made in France.

Reference	Description
MRP355	Single use, foldable dust proof mask FFP2 D

Minimum order : box of 25 masks.

/ **MRP352**

SINGLE USE, FOLDABLE DUST PROOF MASK FFP3 D

EN 149 : 2001 + A1 : 2009 / EN 14683 : 2006 / FFP3 - MINIMUM
FILTRATION LEVEL: 99%**Advantages**

- **Patented innovation: better wearing comfort (greatly reduced breathing efforts) and optimal protection at inhalation as well as exhalation.**
- **Ultra lightweight and ergonomics thanks to the adjustable nose piece.**
- **Hypoallergenic, latex-free and PVC-free.**
- **Environmentally friendly: 80% recyclable.**

/ **USE**

Respiratory protection against the finest particles such as asbestos fibres, mineral wool, fibreglass dust, wood and hardwood dust, lead, metal welding fumes, etc. For intensive use, for prolonged activities. Anti-virus, pollution-proof and hypoallergenic.

/ **TECHNICAL SPECIFICATIONS**

- Single use polypropylene mask fitted with 2 elastic holding straps, metal-free.
- Valve-less technology : provides optimal breathing ease for mask wearers.
- Colour : white, colour coded according to filtration level.
- Hygiene guaranteed by individual packaging.
- Made in France.

Reference	Description
MRP352	Single use, foldable dust proof mask FFP3 D

Minimum order : box of 25 masks.

**/ MRP353**

SINGLE USE, SOFT CUP DUST PROOF MASK FFP3 D
EN 149 : 2001 + A1 : 2009 / EN 14683 : 2006 / FFP3 - MINIMUM
FILTRATION LEVEL: 99%

Advantages

- Patented innovation: better wearing comfort (greatly reduced breathing efforts) and optimal protection at inhalation as well as exhalation.
- Ultra lightweight and ergonomics thanks to the adjustable nose piece.
- Hypoallergenic, latex-free and PVC-free.
- Environmentally friendly: 80% recyclable.

/ USE

Respiratory protection against the finest particles such as asbestos fibres, mineral wool, fibreglass dust, wood and hardwood dust, lead, metal welding fumes, etc. For intensive use, for prolonged activities. Anti-virus, pollution-proof and hypoallergenic.

/ TECHNICAL SPECIFICATIONS

- Single use polypropylene mask fitted with 2 elastic holding straps, metal-free.
- Valve-less technology : provides optimal breathing ease for mask wearers.
- Colour : white, colour coded according to filtration level.
- Hygiene guaranteed by individual packaging.
- Made in France.

Reference	Description
MRP232	Single use, soft cup dust proof mask FFP3 D

Minimum order : box of 10 masks.

**/ DM171N**

HALF MASK KIT AGAINST GASES, VAPOURS AND DUSTS
EN 140:1998 / EN 14387:2004+A1:2008 (ABEK)

Advantages

- Design and the material used allow it to adjust to the face in an airtight manner, preventing air from leaking into the interior through the face/mask join.
- Easier for exhaled air to escape.
- Easily adjusted to the right length.
- Hang the mask a round your neck comfortably for times when protection is not required.

/ USE

Designed to provide maximum protection against gases, vapours, and particles such as dust, mist and smoke. Protection against static electricity. To use in a potentially explosive atmospheres (ATEX) The equipment must not be used in environments where the level of oxygen is lower than 19.5%.

/ TECHNICAL SPECIFICATIONS

The main body of the half mask is made from soft natural rubber. The main body houses the two filter connectors and the exhaling valve. Fitted with an exhaling valve made up of a valve-holder and a membrane, It has a comfortable neck strap and head strap. The filters are secured to the half mask with a thread system.

/ Individual parts

Reference	Description
DM171N-ABEK	Box of 10 filter cartridges for DM171N half mask
DM171N-FFP2	Pack of 10 P2 pre-filters for DM171N half mask

Reference	Weight
DM171N-HALFMASK	600 g



/ DM171N-ABEK

BOX OF 10 FILTER CARTRIDGES FOR HALF MASK
EN 14387:2004+A1:2008 – EN 143:2000/A1:2006 (P3 R)

/ USE

Precaution for use :
change the filter regularly
before the filter becomes
clogged.

/ TECHNICAL SPECIFICATIONS

Filter against gases and vapors of chemical
compounds formed by a cylindrical body
made of black ABS that fits with a lid made of
the same material.
The connection of the filter to the mask is
done using a non-standardized thread.

Reference	Description
DM171N-ABEK	Box of 10 filter cartridges for DM171N half mask

Minimum order : box of 25 masks.



/ DM171N-FFP2

PACK OF 10 P2 PRE-FILTERS FOR DM171N HALF MASK
TYPE: AP / CLASS: 1, P2 / EN 14387:2004+A1:2008

/ USE

The DM171N-FFP2 combination
filter is intended for use against
certain organic gases and
vapours with a boiling point > 65
°C. It incorporates a non-reusable
(NR) filter against liquid or solid
aerosols which is attached to
the gas filter by means of a
retaining ring. This particulate
filter is removable so that it can
be replaced at the end of its
service life.

/ TECHNICAL SPECIFICATIONS

Filter against particles consists of
several layers of non-woven fabric
specially designed to provide
maximum filtration efficiency for
both solid and liquid particles.
The particulate filter is positioned
on top of the gas filter cover and
secured with the retaining ring.

Reference	Description
DM171N-ABEK	Box of 10 filter cartridges for DM171N half mask

Minimum order : box of 25 masks.



RANGE OF INSULATING GLOVES

Our range of insulating gloves for live working is manufactured in France on a site with ISO 9001 : 2015 certification.

Control over the entire manufacturing operation guarantees very high quality standards.



MADE IN
FRANCE

General information

According to applicable standards EN 60903 and IEC 60903.

Class	Max. operating voltage	
	Alternating current	Direct current
00	500 V	750 V
0	1 000 V	1 500V
1	7 500 V	11 250 V
2	17 000 V	25 500 V
3	26 500 V	39 750 V
4	36 000 V	54 000 V

Meaning of the normative marking on each glove

Here is an example of a composite glove, with the hammer pictogram in addition.

Special properties

Category	Resists
A	Acid
H	Oil
Z	Ozone
R	Acid, Oil, Ozone
	Mechanical protection
C	Very low temperature
F	Leakage current

Note 1 : the R category combines the characteristics of categories A, H and Z.

Note 2 : any combination of categories may be used.

Mechanical resistance of the glove

Inspection body no./CE marking

Date of the periodic inspection



Trademark logo

Range

Reference

Size

Class / category

Date of manufacture

Validation batch

Max. operating voltage

TOUCH-E

A SECOND SKIN FOR BETTER

DEXTERITY
SENSITIVITY

3-IN-1

A standardized approach



Class
0

1000 V AC / 1500 V DC
protection for high voltage vehicles



CHLORINATION
easy donning



THICKNESS
30% thinner than traditional gloves



GRIP
better grip on tools and small parts



ORANGE
the colour of electrical risk



SHAPE
respects the anatomy of the hand
at rest, limiting fatigue and ensuring
excellent dexterity



EN 60 903
class 0

Electrical hazard
EN 60 903 class 0



EN 388

Mechanical hazard
EN 388 : abrasion 2, cut 1, tear 2,
puncture 1



IEC 61 482-1-2

Arc flash hazard
IEC 61 482-1-2
Class 1 – 4kA

Recommended size	7	8	9	10	11
Hand outline (cm)	16 cm	18 cm	21 cm	24 cm	26 cm

Reference	Class	Max operating voltage	Length	Size
JFO36-O/07				7
JFO36-O/08				8
JFO36-O/09	0	1000 V AC / 1500 V DC	36 cm	9
JFO36-O/10				10
JFO36-O/11				11



Meaning of the references

GLE41-4/10Natural rubber
insulating gloves

Length : 41 cm

Size 10

Class 4

/ GLE**NATURAL RUBBER INSULATING GLOVES**

EN 60903 / CEI 60903

Advantages

- Wide range of sizes from 6 to 12, depending on the class
- Ergonomically shaped glove with lightly powdered interior for easy donning and doffing
- The natural rubber structure provides high dielectric properties; its thickness protects while ensuring excellent dexterity.

/ USE

Hand insulation according to class and nominal mains voltage. To be used with a leather overglove for mechanical protection.

/ TECHNICAL SPECIFICATIONS

Natural rubber gloves beige, insulating, cut edges.

Reference	Size	Max. operating voltage	Length	Size	Category
GLE36 00	00	500 V AC	36 cm	6 to 12	AZC*
GLE36 0	0	1 000 V AC		7 to 12	
GLE36 1	1	7 500V AC		41 cm	8 to 12
GLE36 2	2	17 000 V AC			
GLE36 3	3	26 500 V AC			
GLE36 4	4	36 000 V AC			

Complete the reference with the desired size.

* RC available on request.

**/ GICN****COMPOSITE INSULATING GLOVES**

EN 60903 / IEC 60903

Advantages

- Reinforced mechanical protection.
- Specially formulated outer coating ensures exceptional grip, even in wet or greasy conditions.
- Complete range with all classes up to class 4.

/ USE

Composite insulating gloves for safe working without leather overgloves. High mechanical risk maintenance operations.

/ TECHNICAL SPECIFICATIONS

Latex gloves with orange-red elastomer outer layer, black inner layer, cut edges. Special properties (category) RC, with mechanical protection.

Reference	Size	Max. operating voltage	Length	Size	Category
GICN36 00	00	500 V AC	36 cm	7 to 12	RC
GICN-0T*	0	1 000 V AC	41 cm		
GICN-1*	1	7 500V AC			
GICN-2*	2	17 000 V AC		8 to 12	
GICN-3*	3	26 500 V AC			
GICN-4*	4	36 000 V AC			

Complete the reference with the desired size.

* RC available on request.

/ **GICN80**

COMPOSITE INSULATING GLOVES

EN 60903 / IE C60903

Reference	Class	Max. operating voltage	Description
GICN80-3*	3	500 V AC	Long composite insulating gloves class 3
GICN80-2*	2	1 000 V AC	Long composite insulating gloves class 2

/ **GLFR**

INSULATING NATURAL RUBBER GLOVES

IEC 60903:2014 / EN 60903:2003 / 13E001 AS PER EN61482-1-2
EQUIVALENT TO IEC61482-1-2:2014 / ASTM F2675:2021/ **USE**Live working
(1000 V AC max)/ **TECHNICAL SPECIFICATIONS**Insulating natural rubber gloves, available in insulating class 0. Additional arc flash protection APC 2 (EN61482-1-2) and ATPV 4,8 cal/cm² (ASTM F2675). All protective values were achieved without any under- or overglove.

Reference	Length	Sizes	Colour	Packaging unit
GLFR	41 cm	8 ; 9 ; 10 ; 11	Rot	35 pair/carton box (1 size)

/ **AFG**COMPOSITE INSULATING GLOVES
WITH ARC FLASH PROTECTIONEN 60903 / CEI 60903 TEST REPORT REGARDING IEC 61482-1-2
(CLASS 2 / 7kA - 0,5 SEC) TEST REPORT REGARDING ASTM F2675
(ATPV = 71,6 CAL/CM²)**Advantages**

- 3 protections in 1 glove : dielectric, mechanical and thermal protection.
- Special formula outer coating provides an exceptional grip even in wet conditions.

/ **USE**

Composite insulating gloves with dielectric and arc flash protection for working in full safety without leather protectors.

/ **TECHNICAL SPECIFICATIONS**

Latex glove with a reddish orange outer coating of special high performance elastomer formula, black inner coating, cut edges, length 36 cm. Special properties (RC category) with mechanical protection. To reduce the effects of sweating, each pair is sold with a pairs of cotton liner. Separated, the cotton liners may be replaced, thus limiting bacteriological problems associated with residual humidity caused by sweating.

Reference	Class	Max. operating voltage	Length	Size	Category	CEI 61482-1-2	ARC 4 > 40 (cal/cm ²) ASTM F2675
AFG36-00*	00	500 V AC	36 cm	6 - 12	RC	Class 2 (0,5s - 7kA)	26,3 cal/cm ²
AFG36-0*	0	1 000 V AC	36 cm	6 - 12	RC		71,6 cal/cm ²
AFG36-1*	1	7 500 v AC	36 cm	7 - 12	RC		42,2 cal/cm ²
AFG36-2*	2	17 000 V AC	36 cm	7 - 12	RC		74,5 cal/cm ²
AFG36-3*	3	26 500 V AC	36 cm	8 - 12	RC		73,2 cal/cm ²
AFG41-4*	4	36 000 V AC	41 cm	8 - 12	RC		87,7 cal/cm ²

* Complete the reference with the desired size, example : GICN0-41-10 for a pair of gloves class 0 size 10.

**/ EOS** **NEW****PNEUMATIC TESTER FOR INSULATING GLOVES****Advantages**

- Several diameters available
- Ultra simple fixing : By simply winding the elastic cord and blocking it with a slot.
- Magnet option : for fixing on metal surface.
- Space-saving storage position.
- Infographed instruction sheet.

**/ USE**

Recommended for field inspection before/after each use, but also for periodic visual inspection. It allows to check the entire surface of a glove, including the sleeve (according to the recommendations of EN 60903* and IEC 60903). The visual and meticulous inspection of the entire surface of the glove then makes it possible to detect any perforations or other defects (holes, cuts, important stains, burns, material alterations).

* for Class 00 and 0 gloves, air leakage verification and visual inspection may also be considered suitable for periodic inspection (EN 60903)

/ TECHNICAL SPECIFICATIONS

Anti-UV treated ABS material body
Bellows in NBR
Depressurization button : For a controlled deflation
Removable ring Ø 150mm in EPDM
Delivered with fabric bag in cardboard box
210 x 160 x 160 mm.

Reference	Version	With magnet	Weight
EOSE9030	Diameter 100 mm for Touch-E gloves	No	290 g
EOSEM9030	Diameter 100 mm for Touch-E gloves	Yes	
EOS9030	Diameter 130 mm (EN/CEI 60903 gloves)	No	345 g
EOSM9030	Diameter 130 mm (EN/CEI 60903 gloves)	Yes	
EOSXMO	Diameter 130mm + removable ring 150 mm (ASTM type gloves)	No	575 g

Legislation: Neodymium magnets are not intended for distribution/export to the USA, Canada or Japan. It is therefore strictly forbidden to export, directly or indirectly, the «With magnets» versions of this tester to the countries mentioned above. «With magnet» versions subject to IATA regulations

**/ RGX-SGT** **NEW****OVERGLOVES FOR INSULATING GLOVES TOUCH-E**

EN 388 + A1 : 2018 / EN 407 : 2004 / EN ISO21420 / IEC 81482-1-2
ABRASION 1 – TEAR 4 – CUT ISO F – DEXTERITY 5
ARC FLASH APC 1 – HRC (HAZARD RISK CATEGORY) : 1

Advantages

- Safety : exceptional resistance to cutting with Kevlar® technology
- Productivity : good dexterity
- Manufacturing in France, traceability of raw materials in accordance with Reach.

**/ USE**

Designed to fit an electrician glove (Touch-e) and ensure a perfect dexterity.

Reference	Weight (UC)
RGX-SGT/size (B,C)	0,85 kg

/ TECHNICAL SPECIFICATIONS

Gauge 10 seamless Knitting glove
- Kevlar® fiber thread, mineral and cotton composite
- Reinforcement in leather goat flower on thumb-index-middle finger and palm
- Black/yellow color
- Packaging : 10 pairs.

/ SIZE FITTING RECOMMENDATION

JFO	RGX-SGT	Reference
8	B	RGX-SGT/B
9		
10	C	RGX-SGT/C



/ RGX-SG NEW

LEATHER OVERGLOVES

EN 420 : PROTECTIVE GLOVES
GENERAL REQUIREMENTS

DEXTERITY LEVEL = 5

EN 388 : PROTECTIVE GLOVES
AGAINST MECHANICAL RISKS.
LEVELS = 2122



Advantages

- Specifically designed to fit over the Electrovolt gloves in order to ensure a good level of dexterity.
- Water repellent and silicone treated to provide an increased flame resistance.

/ TECHNICAL SPECIFICATIONS

Cowhide grain leather gloves with split leather cuff, adjustable straps; designed to perfectly fit over the Electrovolt gloves.

Leather protectors are recommended to be worn over insulating rubber gloves to ensure mechanical protection (local regulations, work practices and risk analysis apply). Bundle of 10 pairs in a size with a user instruction sheet.

		Class of the latex gloves (GLE)						Size	Total length*	Cuff length*
		00	0	1	2	3	4			
Size (rubber glove)	6	A	A	N/A	N/A	N/A	N/A	A	28 cm	10 cm
	7	A	A	B	B	N/A	N/A	B	29 cm	
	8	B	B	C	C	E	E	C	30 cm	
	9	B	B	C	C	E	E	D	31 cm	
	10	C	C	D	E	F	F	E	33 cm	
	11	D	D	E	F	G	G	F	34 cm	
	12	E	E	F	G	G	G	G	35 cm	

* +/- 1cm

/ RGX-MC NEW

**COTTON FINGERLESS
INNER GLOVES**



Advantages

- Good fitting regarding our insulating gloves, with large range of sizes in accordance with the whole class of linemen gloves.

/ USE

To be worn under insulating gloves.

/ TECHNICAL SPECIFICATIONS

Knitted cotton fingerless gloves, flat cut. edge coasts. Ambidextrous gloves. Packaged per 12 pairs.

Reference	Size	Weight
RGX-MC	One size fits all	290 g



ESSENTIAL



/ G86SP

FLAME RESISTANT INNER LEATHER GLOVE

EN 420 / EN 407 / EN 388

Advantages

- **Comfortable** : the knitted process provides good dexterity and comfort.
- **Resistant** : Nomex fibres have a low tendency to fluff and provides great heat resistance up to 250°C.

/ USE

Protection against thermal hazards up to 250°C. Ideal for handling sharp edged components in hot and dry work spaces.

/ TECHNICAL SPECIFICATIONS

Knitted Nomex gloves, knitted cuff, ambidextrous, size 9.

Reference	Description
G86SP	Thermal protective gloves



/ RGX-BGT

STORAGE BOX FOR INSULATING GLOVES

Advantages

- **Transparent window (with UV filtration)** to check the presence of gloves in the box.
- **Large interior volume** suitable for storing gloves, overgloves and a bottle of talcum powder.
- **Integrated and retractable handle**.

/ USE

This storage and protection box for insulating gloves can be used either :
 - as a wall-mounted box (electrical substations, technical rooms),
 - as a portable box (thanks to its retractable handle).

/ TECHNICAL SPECIFICATIONS

Made entirely from plastic. Can hold 1 pair insulating gloves from class 00 to 4, 1 pair leather overgloves and a bottle of talcum powder. Equipped with 4+4 pre-drilled holes for wall mounting (drilling dimensions indicated).

Reference	Talc	Dimensions	Weight
RGX-BG	No	500 x 250 x 100 mm	1100 g
RGX-BGT	Yes	500 x 250 x 100 mm	1100 g



/ TS10T

POWDER FLASK

/ TECHNICAL SPECIFICATIONS

Powder flask with removable nozzle and cap, filled with talcum powder. Specially designed for boxes TC10B and bags TS10.

Reference	Capacity	Weight
TS10T	50 g	70 g



/ RGX-SAC **NEW**

SACOCHÉ DE TRANSPORT
EN381 / EN358



Reference	Weight
RGX-SAC	290 g

/ RGX-SGL **NEW**

SACOCHÉ DE TRANSPORT
EN381 / EN358



Reference	Weight
RGX-SGL	290 g



/ RGX-1704/200
RUBBER CLEANER

/ USE

Professional rubber cleaner for dirty rubber surfaces, quick drying.
Product developed for the rubber insulating material.

/ TECHNICAL SPECIFICATIONS

Product ready to use in 750 ml spray bottle.
Specifically developed to properly clean rubber from dirt and dust.
It is recommended to wipe using a microfiber or disposable cloth.

Reference	Capacity	Weight
RGX-1704/200	200 ml	245 g



ESSENTIAL

/ GLV-CUTF **NEW**TACTILE CUT-RESISTANT HANDLING GLOVES
(LEVEL F)

EN 21420 / EN 388 : 4X43F / EN 407 : XIXXXX

**/ USE**

Gloves specially designed for handling slightly sharp, dry or greasy parts (industry, mechanics...).
Not suitable for handling chemicals, liquids or objects at temperatures above 100°C.

/ TECHNICAL SPECIFICATIONS

• Mechanical protection (EN 388) :

- Abrasion : 4/4
- Cutting by slicing (to EN 388) : X/5
- Tearing : 4/4
- Perforation : 3/4
- Cutting (to EN ISO 13997) : F/F

• Heat protection (EN 407) :

- Behavior in fire : X/4
- Contact heat : 1/4
- Convective heat : X/4
- Radiant heat : X/4
- Small liquid metal splashes : X/4
- Large liquid metal splashes : X/4

Product :

- High-density polyethylene 5-finger gloves,
- Stainless steel fiber,
- Nitrile foam coating,
- Tactile gloves,
- Elasticated cuff with colored overlock to indicate size,
- Nitrile reinforcement between thumb and forefinger,
- Length from 21 to 26 cm depending the size,
- Dexterity level 5, Gauge 13
- The glove contains no known allergens. Its design does not cause irritation or discomfort to the wearer.

Reference	Size
GLV-CUTF	5 to 13

**/ G115N**

CUT RESISTANT GLOVES WITH PU COATED PALM

EN 420 / EN 388 (MECHANICAL PROTECTION : ABRASION 4/4 - CUTTING BY SLICING X/5 - TEAR 4/4 - PERFORATION 3/4 - CUTTING (TDM) : D/F)

Advantages

- **Seamless knitting : the seamless liner provides exceptional comfort and reduces hand fatigue.**
- **Elasticated knitted wrist for a snug fit.**

/ USE

Thanks to its technical characteristics, this glove is suitable for all major work requiring dexterity and a significant protection against mechanical risks including cut (level 5).

/ TECHNICAL SPECIFICATIONS

Construction : seamless knitted pattern.
Liner made up of high density polyethylene fibres (HDPE) mixed with other technical fibers (such as polyamide, wrapped glass fibres).
Elasticated knitted wrist.
Open back.

Reference	Size
G115N	6 to 11

Complete the reference with the desired size, example : G115N09 for a pair of gloves size 9.

/ **G116N****PU COATED HANDLING GLOVES**

EN 420 / EN 388 (MECHANICAL PROTECTION : ABRASION 3/4 - CUTTING BY SLICING 1/5 - TEAR 2/4 - PERFORATION 1/4 - CUTTING (TDM) : X/F)

Advantages

- Tight fitting construction to give maximum dexterity.
- The soft seamless liner provides exceptional comfort, reduces hand fatigue and will not irritate hand even during long periods of wear.
- Elasticated knitted wrist for a snug fit.
- The back of the glove uncoated allowing the hand to breathe.

/ **USE**

Thanks to its technical characteristics, this glove is particularly suitable for all major works requiring dexterity and an high touch as well.

/ **TECHNICAL SPECIFICATIONS**

Seamless knitted liner. Polyamid fibres. PU coated palm. Open back (ventilated). Elasticated knitted wrist. Grey colour.

Reference	Size
G116N	7 to 11

Complete the reference with the desired size, example : G116N9 for a pair of gloves size 9.

/ **GDM-HV** **NEW****TACTILE CUT-RESISTANT HANDLING GLOVES (LEVEL F), HIGH VISIBILITY**

EN 420 / EN 388 : 4X43F / EN 407 : XTXXXX

ANSI/ISEA 105 : A8 (LEVEL CUT) / OEKO-TEX LABEL

/ **USE**

Gloves specially designed for handling sharp, dry or greasy parts (industry, mechanics...).
Not suitable for handling chemicals, liquids or objects at temperatures above 100°C.

/ **TECHNICAL SPECIFICATIONS**

Mechanical protection (EN 388) :

- Abrasion : 4/4
- Cutting by slicing (to EN 388) : X/5
- Tearing : 4/4
- Perforation : 3/4
- Cutting (to EN ISO 13997) : F/F

• Heat protection (EN 407) :

- Behavior in fire : X/4
- Contact heat : 1/4
- Convective heat : X/4
- Radiant heat : X/4
- Small liquid metal splashes : X/4
- Large liquid metal splashes : X/4

Product :

- 5-Finger gloves in HPPE polyethylene fiber,
- Stainless steel wire, elastane,
- Orange nitrile foam coating,
- High visibility yellow back,
- Tactile gloves,
- Elasticated cuff with colored overlock to indicate size,
- Length from 21 to 26 cm depending the size,
- Dexterity level 5

The glove contains no known allergens. Its design does not cause irritation or discomfort to the wearer.

Reference	Size
GDM-HV	7 to 12

**/ GDM-COLD** **NEW**TACTILE CUT-RESISTANT HANDLING GLOVES
(LEVEL F), HIGH VISIBILITY

EN 420 / EN 388 : 4X43F / EN 407 : XTXXXX

ANSI/ISEA 105 : A8 (LEVEL CUT) / OEKO-TEX LABEL

**/ USE**

Gloves specially designed for handling sharp, in cold weather. Not suitable for handling chemicals, liquids or objects at temperatures above 50°C.

/ TECHNICAL SPECIFICATIONS

- Mechanical protection (EN 388) :
 - Abrasion : 4/4
 - Cutting by slicing (to EN 388) : X/5
 - Tearing : 4/4
 - Perforation : 3/4
 - Cutting (to EN ISO 13997) : F/F

• Cold protection (EN 511) :

- Convective cold : 0/4
- Contact cold : 2/4
- Waterproofing : X/4

Product :

- 5-Finger gloves in HPPE knit, brushed acrylic & Lycra.
- Palm and back fully coated with latex foam.
- Elasticated cuff with colored overlock to indicate size.
- Dexterity level 5, Gauge 13
- The glove contains no known allergens. Its design does not cause irritation or discomfort to the wearer.

Reference	Size
GDM-COLD	7 to 12

**/ G86**

COTTON INNER GLOVES

EN 420

Advantages

- Excellent dexterity, sweat absorbent, lint-free.

/ USE

May be efficiently used under
Latex gloves.

/ TECHNICAL SPECIFICATIONS

Made in cotton.

Reference	Size
G86	One size fits all



/ GLV-IMP-NIT NEW

ANTI-IMPACT NITRILE GLOVES

EN 388 (MECHANICAL PROTECTION : ABRASION 4/4, CUTTING BY SLICING X/5, TEARING 4/4, PUNCTURE 2/4, CUTTING (TDM) C/F) / EN 511 (CONVECTIVE COLD X, CONTACT COLD 2, WATERPROOFING X) / ANSI/ISEA 105: 2018 (CUT LEVEL A4) / ANSI/ISEA 138:2019 (LEVEL 2).

Advantages

- Gloves designed to protect against impacts and shocks,
- Specially designed for use in cold conditions,
- Ergonomic design for optimised comfort,
- Reinforced thumb crotch for extra protection and durability,
- Nitrile foam coating for excellent grip in wet and dry conditions,
- Wrist strap for secure fitting,
- Double dipped coating for durability.



/ USE

For environments and tasks that require a higher degree of protection, but also optimal comfort and dexterity. Ideal for tough jobs in oil and gas, construction, logistics, transportation and many other industries...

Reference	Size
GL-IMP-NIT	S to 3XL

/ TECHNICAL SPECIFICATIONS

- Glass Fibre, and Para-Aramid materials.
- Nitrile foam coating (protection against liquids and water penetration),
 - Reinforced thumb crotch,
 - 13 gauge liner for a perfect fit,
 - Level C cut resistance,
 - ANSI cut level A4,

/ GL-IMP-HV NEW

IMPACT RESISTANT HANDLING GLOVES, HIGH VISIBILITY

EN 21420 / EN 388 : 4241XP /
ANSI/ISEA 105 (CUTTING LEVEL A1 / ABRASION LEVEL 6)
ANSI/ISEA 138 (LEVEL 2)

/ USE

Gloves specially designed for high impact resistance on the back of the hand. Exceptional grip in dry environments as well as in the presence of moisture, grease or oil.

/ TECHNICAL SPECIFICATIONS

- Mechanical protection (EN 388) :
- Abrasion : 4/4
 - Cutting by slicing (to EN 388) : 2/5
 - Tearing : 4/4
 - Perforation : 1/4
 - Cutting (to EN ISO 13997) : X/F
 - Impact protection : P (test method in accordance with EN 13594)

Product :

- 5-finger gloves with nitrile foam coating (increased resistance to abrasion),
- Double-dip coating for greater durability,
- Lightweight, breathable, seamless lining,
- Hook-and-loop fastening for a secure fit all day long,
- Reinforced thumb and index finger for extra strength,
- Anti-impact reinforcement on the back of the hand thanks to thermo-propylene rubber technology for a compact, hard-wearing glove,
- Dexterity level 5, Gauge 13 for a perfect fit

Reference	Size
GL-IMP-NIT	7 (S) to 12 (XXXL)



**/ GLV-ETN** **NEW**DOUBLE-LAYER NITRILE HANDLING GLOVES,
FULLY COATED AND WATERTIGHTEN 21420 / EN 388 : 4X43D /
ANSI/ISEA 105 (CUTTING LEVEL A8)**/ USE**

Gloves specially designed for high resistance to water, liquids and non-aggressive substances.

/ TECHNICAL SPECIFICATIONS

Mechanical protection (EN 388) :

- Abrasion : 4/4
- Cutting by slicing (to EN 388) : X/5
- Tearing : 4/4
- Perforation : 3/4
- Cutting (to EN ISO 13997) : D/F

Product (HPPE, Polyester, Nylon, Elastane, Nitrile) :

- 5-finger gloves in double nitrile layer (1st layer: smooth nitrile / 2nd layer: foam nitrile) offering a secure grip and a barrier against contaminants,
- Seamless, breathable gloves,
- Double dipped for maximum watertightness,
- Sandblasted finish for adhesion in water, grease or oil, preventing penetration,
- Protection against cuts (symbol D according to TDM test (EN 388) + ANSI A4 cutting level) and abrasion,
- Dexterity level 5, Gauge 13 for a perfect fit.

Reference	Size
GLV-ETN	7 (S) to 12 (XXXL)

**/ TG73 TO TG76**

HANDLING LEATHER GLOVES

EN 420 / EN 388

(MECHANICAL PROTECTION : ABRASION 3/4 - CUTTING BY SLICING 1/5 - TEAR 2/4 - PERFORATION 1/4 - CUTTING (TDM) B/F)

/ USEFor small and medium handling, inside or outside works.
Designed to protect against mechanical risks (and prevention of wrist light cuts).**/ TECHNICAL SPECIFICATIONS**

5 finger glove, water-repellent cowhide full grain leather, American cut, wing thumb, elastic wrist with arterial protection.

Ref.	Size
TG73 08	8
TG74 09	9
TG75 10	10
TG76 11	11

**/ TG40 TO TG48**

SILICONE-COATED LEATHER OVERLAY FOR MECHANICAL PROTECTION OF LATEX GLOVES

EN 420 / EN 388 (MECHANICAL PROTECTION : ABRASION 3/4 - CUTTING BY SLICING 1/5 - TEAR 2/4 - PERFORATION 2/4 - CUTTING (TDM) A/F)

/ USE

They provide mechanical protection for Latex gloves.

/ TECHNICAL SPECIFICATIONS5 finger glove, full natural grain. American cut, wing thumb, wrist strap with self-grip tape, 100 mm crust sleeve positioned under glove entrance.
Sewn with polyester/cotton tex-theoretical 75 thread.
Level 5 safety, comfort and dexterity.

Ref.	Size
TG47 08	8
TG40 09	9
TG45 10	10
TG48 11	11

/ **TG55 TO TG68****HANDLING LEATHER GLOVES**

EN 420 / EN 388 (MECHANICAL PROTECTION : ABRASION 3/4 - CUTTING BY SLICING 1/5 - TEAR 3/4 - PERFORATION 1/4 - CUTTING (TDM) A/F)

/ **USE**

For small and medium handling, inside or outside works. To protect against mechanical risks.

/ **TECHNICAL SPECIFICATIONS**

5 finger glove, cowhide full grain leather, American cut, wing thumb, elastic wrist. Sewed with polyester/cotton thread.

Reference	Description	Size
TG55 08	Handling leather gloves size 8	8
TG56 09	Handling leather gloves size 9	9
TG57 10	Handling leather gloves size 10	10
TG58 11	Handling leather gloves size 11	11
TG65 08	Handling leather gloves with aeration size 8	8
TG66 09	Handling leather gloves with aeration size 9	9
TG67 10	Handling leather gloves with aeration size 10	10
TG68 11	Handling leather gloves with aeration size 11	11

/ **G02****WELDING GLOVES**

EN 420 / EN 407 / EN 388 (MECHANICAL PROTECTION : ABRASION 3/4 - CUTTING BY SLICING 1/5 - TEAR 4/4 - PERFORATION 4/4 - CUTTING (TDM) : A/F)

/ **TECHNICAL SPECIFICATIONS**

5 finger glove, premium quality fireproof red cowhide full grain leather, American cut, wing thumb and one-piece index finger, 150 mm split leather cuff with arterial protection. Sewed with aramid thread.

Reference	Overall length	Size
G02	355 mm	One size fits all

/ **TG05****HANDLING LEATHER GLOVES WITH CUFF**

EN 420 / EN 407 / EN 388 (MECHANICAL PROTECTION : ABRASION 3/4 - CUTTING BY SLICING 1/5 - TEAR 3/4 - PERFORATION 1/4 - CUTTING (TDM) : A/F)

/ **USE**

For medium handling. Designed to protect against mechanical risks (prevention of wrist cuts).

/ **TECHNICAL SPECIFICATIONS**

5 finger glove, cowhide full grain leather palm, split leather back, American cut, wing thumb and one-piece index finger, 150 mm split leather cuff. Sewed with polyamide thread. One size (9-10)

Ref.	Description	Overall length
TG05	Handling leather gloves with 15 cm cuff	330 mm
TG05B	Handling leather gloves with 21 cm cuff	335 mm



FEET PROTECTION

/ EN ISO 20345

Marking	Description	Qualification		
		S1	S1P	S3
MANDATORY TO BE QUALIFIED				
P/PL	Anti-puncture sole	X	✓	✓
E	Shock-absorbent	✓	✓	✓
A	Anti-static	✓	✓	✓
Fo	Hydrocarbon-resistant	✓	✓	✓
WRU/WPA	Water-repellent upper	X	X	✓
NON MANDATORY TO BE QUALIFIED				
CI	Insulating sole (against cold)			
HI	Insulating sole (against heat)			
SRC / SRA	Non-slip sole			

/ C975N OUR SELECTION

SAFETY BOOTS S3 HR0 FOR LINEMEN

EN ISO 20345 : 2011 / MARKING : S3 HR0 SRC

Advantages

- Metal free.
- No side seams on the upper to avoid risk of tearing while wearing pole climbers.
- Optimal comfort in all types of weather.
- Improved grip on all types of floors.



/ USE

Especially designed for linemen and recommended for wearing pole climbers.

Reference	Size	Weight
C975N	One size fits all	1 500 g
C974	39 to 47	700 g

Complete the reference with the desired size, example : C974 45 for a pair size 45.
Minimum of order for C974 : 240 pairs

/ TECHNICAL SPECIFICATIONS

Upper features:
Water-repellent full-grain leather, top of the upper in Cordura®.
Inner lining with Sympatex® breathable-waterproof membrane for ankle boots only.
Cushioned and gusseted tongue.
Sole : polyurethane/ Vibram® rubber with cleats.
Protection: non metallic toecap (200 j) and anti-puncture non metallic mid sole.



/ C80BSN C80HSN

SAFETY SHOES, S1 P SRC

EN ISO 20345:2022 / MARKING S1 P SRC.

/ USE

Ideal for industrial floors and environments.

/ TECHNICAL SPECIFICATIONS

Upper grained leather
Antistatic mid sole
PU injected out sole
Padded tongue with gussets
Anti-perforation insert steel
Stainless steel protective toe cap 200 J resistance
Colour black, grey stitching

Reference	Description	Size	Weight
C80BSN	Low ankle shoes	37 to 47	580 g (size 42)
C80HSN	High ankle shoes		



/ C90B C90H

FULLY NON-METALLIC SAFETY SHOES S3,
PU DUAL DENSITY OUT SOLE

EN ISO 20345:2011 S3 A E FO P WRU SRC

Advantages

- 100% non metallic footwear.
- Great resistance to hydrolysis (heat and humidity).
- Open studs to better evacuate solids and liquids.

/ USE

Recommended for inside and outside works, in electrical industry. But this is not an insulating outsole.

/ TECHNICAL SPECIFICATIONS

- Upper: water repellent full grained leather, with collar protection, 2.2 mm thickness leather for better resistance to abrasion and tearing, and longer durability. Breathable lining to improve comfort and hygiene. In-sock antistatic with antibacterial treatment.
- Mid and out soles: dual density PU injected sole with a good grip and good shock absorption.
- Non-metallic protection device:
 - 200J safety toe cap made in injected polycarbonate: ergonomic and light (50% lighter than a steel toe cap), thermic insulating.
 - Anti-puncture midsole, 1100 N, with high tenacity textile for flexibility and more safety: protect 100% of the foot.

Reference	Description	Size	Weight
C90B	Low ankle shoes	35 to 48	1150 g (size 42)
C90H	High ankle shoes		

**/ C91HN****C91H**

SAFETY SHOES S3

C91HN : EN ISO 20345:2011 S3 HI CI HRO SRC

C91H : A E FO P WRU HRO SRC

Advantages

- C91HN : entirely non-metallic : thermal insulation and non-magnetic, lightweight.
- Wide fit.
- Great sole resistance to hydrolysis (heat and moist).
- PU/Nitrile sole for a better heat resistance to heat, hydrocarbons and hydrolysis.

/ USE

Electrical and industrial maintenance.

/ TECHNICAL SPECIFICATIONS

Water repellent full grain leather, thickness : 2,2 mm for improved mechanical resistance and durability
 Three-dimensional micro-porous textile : excellent breathability and sweat absorption.
 PU/2D sole resistant to hydrocarbons
 Shock cushion system on the heel.
 Protection :
 Non-metallic toecap 200 J.

Reference	Description
C91HN	Low ankle non-metallic safety shoes, S3
C91H	Low ankle safety shoes, S3

**/ C99B-ISOL
C99H-ISOL**

OUR SELECTION

SAFETY SHOES WITH INSULATING SOLES
UP TO 20 KV

EN ISO 20345:2011 (MARKING : SB P E WRU FO HRO SRC)

ASTM F2413-11 (OUTSOLE TESTED UP TO 20 KV)

Advantages

- HRO = heat resistance of the sole (300 °C during 1 min).
- EH = Dielectric resistance of the sole : up to 20 kV (regarding ASTM F2412).
- SRA = antislip profile.

**/ USE**

Recommended for applications in the electrical industry in dry conditions.

Reference	Description	Size
C99B-ISOL-45	Safety low cut safety boots with insulating soles up to 20 kV	37 to 47
C99H-ISOL	Safety ankle boots with insulating soles up to 20 kV	

Complete the reference with the desired size, example : C99B-ISOL45 for a pair of shoes model C99B-ISOL size 45

/ TECHNICAL SPECIFICATIONS

Entirely non-metallic.
 Low upper : water repellent full grain leather, derby-type, thickness : 2 mm.
 Breathable micro-aerated inner lining. Fastened with laces.
 Removable antistatic and antibacterial insole.
 PU/Nitrile sole, resistant to oil and hydrocarbons, insulated up to 20 kV in dry conditions
 Protection :
 • Non-metallic toecap : 200 J, non-magnetic, lightweight
 • Non-metallic flexible mid sole.



/ C92LADY **NEW** C92BLADY

HIGH SAFETY BOOTS FOR WOMEN, S3 CI,
NON-METALLIC

EN ISO 20345:2011 S3 SRC

Advantages

- Natural supple and resistant material.
- Highly breathable and pleasant feeling of comfort.
- Numerous flexion notches; flexible sole, suitable for kneeling work.
- Specific proportions for the morphology of the female foot: comfortable fit.
- Metal free.



/ USE

Indoor or outdoor use, for industry and electrical maintenance.

Reference	Description	Weight
C92LADY	High ankle safety boots for women, S3 CI, non-metallic	390 g (Size 37)

Complete the reference with the desired size, example : C92LADY-42 for a pair of shoes model C92LADY size 42.

/ TECHNICAL SPECIFICATIONS

Upper : Water-repellent full-grain leather, Impact reinforcement, protection of the malleolus
 Lining : micro-ventilated 3D textile
 Sole : PU2D — antistatic sole
 Anti-puncture sole : textile high tenacity
 Toecap : composite toecap - Anti-abrasion toecap, additional resistance of the upper on the forefoot ensuring a long product life
 Colour : black with pink seams.
 Available sizes : from 35 to 42

/ C800 **NEW** C801

BLACK SAFETY SHOES S3 CI,
NON METALLIC, FULL GRAIN LEATHER

EN ISO 20345:2011 S3 SRC CI HI

Advantages

- Non-magnetic.
- Suspended arch support technologies, which provide greater flexibility and comfort when walking.
- Wide fit.



/ USE

Recommended for inside and outside works, for industry and electrical maintenance.
Ideal for construction and logistics professionals working on uneven or slippery surfaces.

Reference	Description	Weight
C800	Safety low cut safety shoes with insulating soles up to 20 kV	660 g
C801	Safety ankle boots with insulating soles up to 20 kV	690 g

Complete the reference with the desired size.

/ TECHNICAL SPECIFICATIONS

- Description: stitched eyelets and internal gusset, hygiene sock, padded ankle and tongue, offset heel. High ankle for C801 and low ankle for C800.
- Upper: pull-up leather 7hr damp resistance
- Lining: 3D mesh
- Insole: mesh over PU foam, removable.
- Anti-puncture sole: non metallic
- Sole: dual density polyurethane
- Toe cap: composite (up to 200J resistance)
- Colour: black
- Available sizes: from 36 to 48



/ C100H

HIGH SAFETY SHOES, S3 CI HI HIRO

EN ISO 20345:2012 S3 CI HI HRO SRC

/ USE

Indoor or outdoor use, for industry and electrical maintenance.

/ TECHNICAL SPECIFICATIONS

- Upper:
 - High safety shoe, WRU back leather thickness 1,8-2,0 mm
 - Perspiring and abrasion resistant fabric lining
 - Soft, lined and padded tongue
- Insole:
 - Comfort insole
 - Perspiring
 - Removable, anatomic, absorbing, antistatic and antibacterial
- Toecap: 200J polymeric composite non-thermic
- Midsole: flexible antiperforation composite fabric
- Sole: double density sole, polyurethane (PU) and antistatic rubber

Reference	Weight
C100H	585 g



/ TC52 **OUR SELECTION**

LIVE WORKING BOOTS
WITH INSULATING SOLES

EN ISO 20345:2011 SBP HTA 70 A

Advantages

- Very sturdy and comfortable.
- Made in France.
- Individually tested regarding the Technical Specification HTA70A from EDF, but up to 10kV instead of 8kV



/ USE

Safety boots with insulating soles for live working, protection against step voltage in dry conditions.

/ TECHNICAL SPECIFICATIONS

Sole :
Norwegian stitch : sturdy and waterproof shoes.
Nitrile sole resistant to hydrocarbons with cleats.
Dielectric rubber mid sole, thickness : 2,5 mm.
Dielectric resistance of the insole : up to 10 kV.
leather half insoles.

Upper :
Water repellent full leather, thickness : 2,5 / 2,7 mm.
Leather inner lining, thickness : 1 / 1,2 mm.
Quilted fold-down collar.
Leather inner mid sole.
Rustproof eyelets.
Steel toecap 200 joules with protective foam.
Stainless steel anti-puncture mid sole.

Reference	Description	Size
TC52	Live working boots with insulating soles.	38 to 48

Complete the reference with the desired size, example : TC52-45 for a pair of boots size 45.

/ TC55

LIVE WORKING BOOTS WITH INSULATED SOLES
EN ISO 20345 : 2011 / MARKING SB PL WPA E FO LG SR

Advantages

- Side zip : quick slip on/off.
- Perfect ankle support and very comfortable boot.
- Cap protection and reinforced stitches.
- Stiffened sole for work on scales and poles.

/ USE

Safety boots with insulated soles for live working, protection against step voltage in dry conditions.

/ TECHNICAL SPECIFICATIONS

Sole :
- Textile antiperforation midsole 1430 N
- PU/PU sole
- High resistance to extreme heat (> 300°C)
- Heel grip : 18 mm / 0,71 inch
- Tested up to 6KV regarding Technical Specification HTA 70A from EDF.

Upper :
- Composite toe cap 240 J
- Full grain leather, water & oil resistant
- Waterproof tongue
- Thinsulate lining : breathable and great insulation fabric.



Reference	Overall length	Size
TC55	355 mm	39 to 48

Complete the reference with the desired size.

**/ TBOB****DIELECTRIC OVERBOOTS**

EN ISO 20347 | E HRO SRA FO / EN 50321 CLASS 0 / ASTM F1117

/ USE

TBOB dielectric overboots provide protection of up to 20kV over the complete boot for 3 minutes.

To be worn over shoes or boots.

Ideal for personnel who have to continually enter and exit hazardous areas.

/ TECHNICAL SPECIFICATIONS**Boot Shaft**

- Ingenious rear entry design ensures the boot is quick and easy to fit and remove
- Yellow dielectric compound shaft
- Seamless construction
- Kick off lug
- REACH Compliant

Boot Sole

- Vulcanized rubber sole for maximum grip
- Two to three times the wear resistance of conventional soles
- Fuel and oil resistant
- Resistance to hot contact 60 seconds 300° C

Machine washable at up to 40°C
Shelf life of over 10 years.

Reference	Size	FR size	UK size	US size
TBOB-M	M	39 - 42	6 - 8	7 - 9
TBOB-XL	XL	46 - 49	12 - 14	13 - 15
TBOB-L	L	43 - 45	9 - 11	10 - 12

/ TB20K-AF**NEW****DIELECTRIC SAFETY RUBBER BOOTS 20KV & ARC-FLASH PROTECTION**

EN ISO 20345 – MARKING SB E HRO FO SRC / EN 50321-1 : 2018 (CLASS 2)
ASTM F 1117 (20KV) – ASTM F 2413 (EH) / ASTM F 2621 – IEC 81482-1-1 METHOD B
(RESULT WITH NO IGNITION, NO DRIPPING OR MELTING AT 40 CAL/CM²)

Advantages

- Improved comfort and better fit than moulded boots
- Better re-test pass rates compared to competitors, heavy duty.
- Improved foot health and better heel stability
- Fully Waterproof.
- Multi standards compliant.

**/ USE**

Protection against step voltage on electrical network, up to 20 KV AC (proof test for 3 minutes), withstand test to 30kV. Added Arc-Flash protection.

Reference	Description
TB20K-AF	Dielectric safety Rubber Boots 20KV & Arc-Flash protection

/ TECHNICAL SPECIFICATION

Knee length dielectric safety boots, flex and resistant natural rubber upper, ergonomically designed to secure the foot and enhance stability.

- Revolutionary outsole, resistant to oil, acid and heat.
- Comfort form steel toe cap.
- Lining : quick dry Polyester.
- Comfort and ergonomical system insole

/ **TB19**

LIVE WORKING SAFETY BOOTS 20 000 V
EN ISO 20345 / MARKING SB P E CI SRC

Advantages

- Anti-puncture midsole made of high-tenacity fibres.
- Non-metallic toecap.

/ **USE**

Insulating boots that protect workers from risks of step voltage during live working operations with a maximum nominal voltage of 20 000V AC.

/ **TECHNICAL SPECIFICATIONS**

Made of dielectric rubber.
Hydrocarbons-resistant sole.
Individually tested at 13 000V.
Maximum leakage current : 7mA.

Reference	Size	Average height	Average weight
TB19 --	36 to 48	370 mm	1,95kg

Complete the reference with the desired size, example: TB1945 for a pair of boots size 45.

/ **TB19BT
TB19BTE**

LV DIELECTRIC SAFETY BOOTS 1000 V
EN 50321 CLASS 0 / EN ISO 20347 / MARKING OBE SRA

/ **USE**

Insulating boots that protect workers from risks of step voltage during live working operations with a maximum nominal voltage of 1000V AC.

/ **TECHNICAL SPECIFICATIONS**

Made of dielectric rubber.
Individually tested.

Reference	Protect elements	Average weight (size 42)
TB19BT	Sans embout et avec semelle anti-perforation	1,85 kg
TB19BTE	Avec embout et semelle anti-perforation	1,95 kg

Complete the reference with the desired size, example : TB19BT45 for a pair of boots size 45.

/ **TB30KV
TB30KV-LG**

DIELECTRIC SAFETY RUBBER BOOTS 30KV
EN ISO 20345 – MARKING SB E HRO FO SRA / EN 50321-1 : 2018
(CLASS 3 – FOR INSTALLATIONS WITH NOMINAL VOLTAGE UP TO 26 500V AC) / ASTM F 1117 (20KV) / ASTM F 2413 / CSA Z195-14

Advantages

- High-Visibility green compound shaft
- Seamless construction
- Lightweight design for increased wearer comfort,
- Kick off lug,
- Adjustable height,
- Ankle guard

/ **USE**

Protection against step voltage on electrical network, up to 30 KV AC. For working environment with high voltage hazards. Power station operations. Substation operations. Electrical hazards with wet conditions / water exposure. High current leakage current. Electrical installations. Tested individual boots at 30kV under wet condition.

/ **TECHNICAL SPECIFICATIONS**

- Type of construction : Vulcanized Rubber Upper and sole.
- Lining Material : Polyester grade lining with extra comfort and durability.
- Upper construction : Leak-proof (Electrically verified), Reinforced rubber upper, High visibility with orange and green contrast, Easy for cleaning.
- Finishing : Lacquer coating for weather protection
- Sole : Electrical shock resistant sole suitable for high voltage / current environment, Slip resistant vulcanized rubber outsole, Good abrasion resistant for extra durability, Heel energy absorption design to minimize the heel impact;
- Steel toe cap : Epoxy coated toe caps for anti-corrosion, Meets CSA Z195 impact and ASTM F2413 compression tests;

Reference	Description	Size
TB30KV	Dielectric safety rubber boots 30 kV	EU 36-50
TB30KV-LG	Dielectric safety rubber boots 30 kV with wider calf	

Complete the reference with the desired shoe size.



/ I-MAT RANGE

INSULATING MAT



/ USE

In addition to the Personal Protective Equipment, the mat isolates the operator from the ground so that he is not crossed by an electric current in case of direct contact or step voltage.
Permanently vulcanized marking tape.

/ TECHNICAL SPECIFICATIONS

Non-slip on both sides.
Material: Elastomer.

/ I-MAT0

CLASS 0 INSULATING MAT

Reference	Dimensions	Max. operating voltage	Test voltage	Resistance voltage	Thickness	Weight
I-MAT006X1	1 x 0,6 m	1 000 V	5 000 V	10 000 V	3 mm	3,3 kg/m ²
I-MAT001X10	1 x 10 m					
I-MAT001X1	1 x 1 m					



/ I-MAT2

CLASS 2 INSULATING MAT

Reference	Dimensions	Max. operating voltage	Test voltage	Resistance voltage	Thickness	Weight
I-MAT206X1	1 x 0,6 m	17 000 V	20 000 V	30 000 V	3 mm	3,4 kg/m ²
I-MAT201X10	1 x 10 m					
I-MAT201X1	1 x 1 m					



/ I-MAT3

CLASS 3 INSULATING MAT

Reference	Dimensions	Max. operating voltage	Test voltage	Resistance voltage	Thickness	Weight
I-MAT306X1	1 x 0,6 m	26 500 V	30 000 V	40 000 V	3 mm	4,6 kg/m ²
I-MAT301X10	1 x 10 m					
I-MAT301X1	1 x 1 m					



/ I-MAT4

CLASS 4 INSULATING MAT

Reference	Dimensions	Max. operating voltage	Test voltage	Resistance voltage	Thickness	Weight
I-MAT406X1	1 x 0,6 m	36 000 V	40 000 V	50 000 V	4 mm	6,1 kg/m ²
I-MAT401X10	1 x 10 m					
I-MAT401X1	1 x 1 m					





/ HTISAFE

TRANSPORT COVER FOR INSULATING MATS

/ USE

Carrying bag with removable shoulder strap for insulating mats.

/ TECHNICAL SPECIFICATIONS

PVC-coated polyamide canvas with removable polypropylene strap. Zipper opening/closing along the entire length of the bag. Label holder for identification of the mat. Sides of the bag closed with a flexible grid, for ventilation of the mat. Carrying : by fixed handle, or by adjustable, removable and adjustable shoulder strap.

Reference	Strap total length	Strap width	Max diameter	Weight
HTISAFE	112 cm	4 cm	13 cm	150 g



/ STISAFE

CARRYING STRAP FOR INSULATING MATS

Advantages

- Allows to carry more than one mat.
- Very light (150 g), does not take up any space.

/ USE

Light adjustable carrying strap for insulating mats.

/ TECHNICAL SPECIFICATIONS

Made of high resistance polypropylene strap. Fastening with automatic plastic buckles. Carrying : adjustable strap.

Reference	Strap total length	Strap width	Max diameter	Weight
STISAFE	112 cm	4 cm	13 cm	150 g



/ H125D

LARGE CARRYING BAG FOR INSULATING MATS

/ USE

Bag for the transport of insulating mats.

/ TECHNICAL SPECIFICATIONS

PVC-coated polyester bag with zip closure. Carried by strap handles.

Reference	Dimensions
TS618	125 x 30 x 20 cm



/ TS707 - TS711

CANVAS TRANSPORT BAG FOR INSULATING MATS

Advantages

- Water-resistant PVC-coated polyester fabric.

/ USE

Carrying bag for insulating mats.

/ TECHNICAL SPECIFICATIONS

Black polyamide canvas. Carry handle and drawstring closure.

Reference	Length	Diameter	Weight
TS707	700 mm	110 mm	290 g
TS711	1100 mm	110 mm	450 g



WORK CLOTHING AGAINST ARC FLASH

ARC FLASH HAZARD

An arc-flash, or an electric arc, is the result of an electric short circuit conducted by the air. It is a violent eruption of thermal energy from a source of electricity, which can lead to serious or even irreversible burns and injuries, depending on the seriousness of the incident. Electric arc or arc flash hazards become an essential concern when the rated voltage of the installation is greater than 220 V.

Thermal energy generated by an arc-flash

- It is expressed in calories/cm².
- 1 cal/cm² is equivalent to exposing a finger to a lighter flame for a second.
- With only 1.2 cal/cm², individuals can suffer from second-degree burns.
- Standard non fire-retardant work clothing can ignite from energy levels of 2 calories.

Thermal radiation can reach 19 000 °C, or four times the heat of the sun.

LEGISLATION AND TEST METHODS

Our range meets the requirements of protective clothing against the thermal hazards of an electric arc according to the current international standards.

The international standard IEC 61482-2 for protective clothing against the thermal hazards of an electric arc defines two test methods for measuring a clothing's performance with a short-circuit electric arc.

/ IEC 61482-1-1 Open arc method



Determination of the ATPV and ELOM values of clothing expressed in cal/cm² (American principle)

/ IEC 61482-1-2 Box test method



Determination of the clothing protection class according to the intensity of the electrical installation, in 2 classes :
APC 1 (Arc Protection Class 1)
(for 4 kA over 0.5 s at 30 cm)
APC 2 (Arc Protection Class 2)
(for 7 kA over 0.5 s at 30 cm)
(European principle)

DEFINE YOUR NEEDS

/ 1st STEP

Measure the incidence of thermal energy of each installation.



It is up to the authorized bodies to perform a risk analysis by measuring the energy impact of electrical installations and works. Our role is to propose protective solutions according to the type of intervention and the level of energy impact defined in the preliminary phase.



Once the risk analysis has been carried out, the employer will know the energy incidence of the installation and we will be able to guide them in selecting the appropriate equipment.

/ 2nd STEP

Define the use of protective clothing.



Long-term or occasional use :
We offer a range of arc flash clothing organized according to the use that will be made of it. The Daily Wear range, where you will find workwear for prolonged use, and the Switching Wear range for occasional use, which requires ATPV efficiency levels above 40 cal/cm².



Indoor or outdoor use :
Working in outdoor environments may require additional needs, such as a high visibility clothing, in order to warn about the presence of an operator in difficult conditions. Operating in outdoor environments may require arc flash clothing that also protect against cold and rain.



PERSONALIZED CLOTHING

TO FIT YOUR CORPORATE IDENTITY

To reinforce your company's brand image, we offer several customization options :

- Addition of your company logo by flame retardant transfer or embroidery.
- Choice of fabric color, number of pockets, addition or removal of retro-reflective tapes.

Contact us for more information on customization options.

OVERVIEW OF OUR CLOTHING RANGE

/ Daily Wear range

This family covers workwear for daily use for prolonged use with ATPV levels from 8 cal/cm² to 41 cal/cm² (APC 1 and APC 2).



/ All weather conditions range

In this family, you will find workwear for prolonged outdoor use to protect against harsh weather conditions, in addition to flash arc protection.



/ Switching Wear range

Integral protection ensemb designed for occasional use in operations involving a significant flash arc risk with an ATPV level greater than 40 cal/cm².



**/ AFSIB-12** **OUR SELECTION****ARC FLASH JACKET, TROUSERS AND OVERALLS,
APC 1, ATPV 15 CAL/CM², ELIM 13 CAL/CM²**

EN ISO 11612:2015 / EN ISO 11611:2015 / EN 1149-5:2018 / EN 13034:2005 + A1:2009 / IEC 61482-2:2020 / IEC 61482-1-1: (METHOD A): ATPV 15 CAL/CM², ELIM 13 CAL/CM² / (METHOD B): ATPV 13,5 CAL/CM² - HAF 80% / IEC 61482-1-2: APC1

Advantages

- Metal free garments – Suitable for ATEX zone.
- Long lasting : strong and abrasion resistant thanks to polyester fibres.
- Treated FR fabric tested after 50 washing cycles according to standard EN ISO 11612.
- Soft, supple and breathable fabric thanks to cotton fibres.

**/ USE**

Protection against thermal effects of an electric arc.
Protection for electricians against risks associated with operation of electricity networks.

/ TECHNICAL SPECIFICATIONS

Fabric : 79% cotton, 20% polyester,
1 % antistatic fibers, 300g/m²,
Flame resistant and antistatic.

Reference	Description	Size
AFSIB-VES12	Arc flash jacket, APC 1, ATPV 15 cal/cm ² , ELIM 13 cal/cm ²	XS to 4XL
AFSIB-PAN12	Arc flash trousers, APC 1, ATPV 15 cal/cm ² , ELIM 13 cal/cm ²	
AFSIB-PAN-12-POCK	Arc flash trousers with knee-pad pockets, APC 1, ATPV 15 cal/cm ² , ELIM 13 cal/cm ²	
AFSIB-COM12	Arc flash overalls, APC 1, ATPV 15 cal/cm ² , ELIM 13 cal/cm ²	

Complete the reference with the desired size, example: AFSIB-PAN12-2XL for a pair of trousers size 2XL.

/ Accessories

Reference	Description
GENPOLY*	Pair of knee pads

* Compatible with the AFSIB-PAN-12-POCK.

/ AFSIB-12-BR **NEW****ARC FLASH JACKET, TROUSERS AND OVERALLS
WITH RETROREFLECTIVE TAPES, APC 1, ATPV
15 CAL/CM², ELIM 13 CAL/CM²**

EN 17353 TYPE B2 / EN ISO 11612:2015 / EN ISO 11611:2015 / EN 1149-5:2018 / EN 13034:2005 + A1:2009 / IEC 61482-2:2020 / IEC 61482-1-1: (METHOD A): ATPV 15 CAL/CM², ELIM 13 CAL/CM² / (METHOD B): ATPV 13,5 CAL/CM² - HAF 80% / IEC 61482-1-2: APC1

Advantages

- Easy to clean.
- Durable and solide : tear and wear resistance.
- For more convenience, this jacket and trousers set is also available as a overall.

**/ USE**

Protection against thermal effects of an electric arc.
Protection for electricians against risks associated with operation of electricity networks.

/ TECHNICAL SPECIFICATIONS

Fabric : 79% cotton, 20% polyester,
1 % antistatic fibers, 300g/m²,
Flame resistant and antistatic.

Reference	Description	Size
AFSIB-VES12-BR	Arc flash jacket with retroreflective tapes, APC 1, ATPV 15 cal/cm ² , ELIM 13 cal/cm ²	XS to 4XL
AFSIB-PAN12-BR	Arc flash trousers with retroreflective tapes, APC 1, ATPV 15 cal/cm ² , ELIM 13 cal/cm ²	
AFSIB-COM12-BR	Arc flash overalls with retroreflective tapes, APC 1, ATPV 15 cal/cm ² , ELIM 13 cal/cm ²	

Minimum order quantity : 100 pieces.



/ AFPRO-POLO-BL

ARC FLASH POLO, APC 1, ELIM 5 CAL/CM²EN ISO 11612 / EN 1149-5 / IEC 61482-2 IEC 61482-1-2 APC 1 IEC 61482-1-1
ELIM 5 CAL/CM²

Advantages

- Soft knitwear that can be worn with or without undergarment.
- Breathable and comfortable knitwear, without allergens.
- Great for hot climates.
- Suitable for ATEX zones.

/ USE

Protection against thermal effects of electric arcs. For electricians, against risks associated with maintenance works and operating of electrical networks. Energy and industrial sectors. The polo can be worn under our arc flash jackets.

/ TECHNICAL SPECIFICATIONS

- Description : navy blue polo, long sleeves, collar with two buttons, one chest pocket
- Composition : 60% modacrylic, 38% cotton, 2% antistatic fiber
- FR (Flamme Retardant) knitwear - 210 g/m²

Reference	Size
AFPRO-POLO-BL	XS to 5XL



/ AFPRO-SWEAT17-BL

ARC FLASH SWEAT, APC 1, ATPV 17 CAL/CM²EN ISO 11612:2015 A1 A2 B1 C2 F2 / EN 1149-5:2018 / IEC 61482-2:2020 IEC 61482-1-2 APC1 IEC 61482-1-1 ATPV 17 CAL/CM²

Advantages

- Soft knitwear that can be worn with or without undergarment.
- Breathable and comfortable knitwear, without allergens.
- Suitable for temperate climates, and protection against the cold.
- Suitable for ATEX zones.

/ USE

Protection against thermal effects of electric arcs. For electricians, against risks associated with maintenance works and operating of electrical networks. Energy and industrial sectors. The sweatshirt can be worn under our arc flash jackets.

/ TECHNICAL SPECIFICATIONS

- Description : navy blue sweat, long sleeves, zipped high collar
- Composition : 60% modacrylic, 38% cotton, 2% antistatic fiber
- FR (Flamme Retardant) knitwear — 350 g/m²

Reference	Size
AFPRO-SWEAT17-BL	S to 4XL

**/ AFPRO-8**

INNOVATION

ARC FLASH JACKET, TROUSERS AND OVERALLS WITH
RETROREFLECTIVE TAPES, APC 1, ATPV 8.8 CAL/CM²,
ELIM 7.6 CAL/CM²

EN 1149-5 / EN ISO 11611 / EN ISO 11612 / IEC 61482-2 / IEC 61482-1-1
(ATPV 8,8 CAL/CM²) / IEC 61482-1-2 (CLASS 1) / EN 13034 / EN 14404 LEVEL 1
(WITH ADDITIONAL KNEEPADS) / ATEX AREA COMPLIANCE
WITH REQUIREMENTS OF INERIS

Advantages

- Metal free garments.
- Suitable for ATEX areas.
- Inherent fabric FR (Flame retardant), the garment keeps FR properties for its lifetime.
- Comfortable, soft and supple thanks to Lyocell fibres.
- Great color fastness thanks to Lyocell fibres.

**/ USE**

Protection against thermal effects of an electric arc up to 8 cal/cm².
Protection for electricians against risks associated with operation of electricity
networks. Electrical maintenance, Oil and gas industries.

Reference	Description
AFPRO-VES8	Arc Flash jacket with retro-reflectives tapes 8,8 cal
AFPRO-PAN8	Arc Flash coverall with retro-reflectives tapes 8,8 cal
AFPRO-COM8	Arc Flash overall with retro reflectives tapes 8,8 cal
CTI-125	Non metallic belt 80/125 cm

/ TECHNICAL SPECIFICATIONS

Inherent FR fabric, 300g/m², navy blue.
Composition : 54% modacrylic, 45% lyocell, 1% antistatic,
combined the cooling properties of eucalyptus fibers and the
high performance of modacrylic for FR properties with duration.
Description : Belt closed with a snap, elasticated waist, zip fly,
2 italian pockets, 1 thigh pocket, 1 ruler pocket with flap, high
back, 2 knee pockets, 1 back pocket with flap, retro-reflective
tapes of 50 mm retroreflective tapes, standard pictograms visible
on the garment. Available size : XS to 4XL FR fabric tested up to
50 washing cycles.

**/ AFHVO-7
AFHVJ-10**

ORANGE / NAVY BLUE ARC FLASH GARMENT, APC 1, ATPV8,8CAL/CM²
YELLOW / NAVY BLUE ARC FLASH GARMENT, APC 1, ATPV 10 CAL/CM²

- **AFHVO-7** : EN ISO 20471:2013+A1:2016 CLASS 2/ EN ISO 11612:2015 A1 B1 C1 E3 F1
/ EN ISO 11611:2015 A1 CLASS 1 / EN 1149-5:2018 / EN 13034:2005+A1:2009 TYPE
PB(6) / IEC 61482-2:2018 IEC 61482-1-2 APC 1 IEC 61482-1-1 (METHOD A) ATPV
10 CAL/CM² ELIM 9 CAL/CM²
- **AFHVJ-10**: EN ISO 20471:2013+A1:2016 CLASS 2/ EN ISO 11612:2015 A1 B1 C1 E3 F1
/ EN ISO 11611:2015 A1 CLASS 1 / EN 1149-5:2018 / EN 13034:2005+A1:2009 TYPE
PB(6) / IEC 61482-2:2018 IEC 61482-1-2 APC 1 IEC 61482-1-1 (METHOD A) ATPV
10 CAL/CM² ELIM 9 CAL/CM²

/ USE

Protection against thermal effects of electric arcs.
For electricians, against risks associated with working
on electricity networks.
Areas of activity : production, transmission and
distribution of electricity industries.

/ TECHNICAL SPECIFICATIONS

Available sizes: from S to 4XL

Reference	Description	Weight
AFHVO-VES7	Orange / navy blue Arc Flash jacket, APC 1, ATPV 8,8 cal/cm ²	850 g
AFHVO-PAN7	Orange / navy blue Arc Flash trousers, APC 1, ATPV 8,8 cal/cm ²	945 g
AFHVO-COM7	Orange / navy blue Arc Flash overalls, APC 1, ATPV 8,8 cal/cm ²	1 700 g
AFHVJ-VES10	Yellow / navy blue Arc Flash jacket, APC 1, ATPV 10 cal/cm ²	850 g
AFHVJ-PAN10	Yellow / navy blue Arc Flash trousers, APC 1, ATPV 10 cal/cm ²	945 g
AFHVJ-COM10	Yellow / navy blue Arc Flash overalls, APC 1, ATPV 10 cal/cm ²	1 700 g
GENPOLY	Pair of kneepads	45 g



/ AFPRO-COM9G AFPRO-COM9B

OUR SELECTION

ARC FLASH OVERALLS WITH RETROREFLECTIVE TAPES
AND A DOUBLE ZIPPER, APC 1, ATPV 9,4 CAL/CM²

EN 17353 TYPE B3 / EN 13034 / EN1149-5 / EN 2150 11611 / EN ISO 11612
IEC 61482-2 / IEC 61482-1-1 (ATPV 9,4 CAUCM) / IEC 61482-1-2
(GLASS 1 -APC1) ATEX AREA COMPLIANCE WITH REQUIREMENTS OF INERIS

Advantages

- High durability, even after repeated industrial washing.
- Wear resistance, tearing strength and abrasion resistance.
- 2 non-metallic zippers.
- Retro-reflective strips : for viewing in all conditions by day or by night.
- ATEX area : for use in explosive environments.



/ USE

Protection against thermal effects of an electric arc. Protection for electricians against risks associated with operation of electricity networks. Chemical industries, electricity and gas industries, refineries, automobile industries.

/ TECHNICAL SPECIFICATIONS

Fabric composition : 79% cotton, 20% polyester, 1% antistatic fibres, Flame retardant, 260 g/m²
Description: 2 non metallic zippers with flap, high collar, 1 chest pocket with flap, 2 bottom pockets, 2 thigh pockets and 1 ruler pocket with flap, 1 back pocket with flap, retro-reflective stripes of 50 mm, adjustable cuffs, standard pictograms visible on the garment.

Reference	Description	Colour	Size
AFRPRO-COM9B	Arc flash coverall, ATPV 9,4 cal/cm ² , APC 1 with retro-reflective stripes	Blue	XS to 3XL
AFRPRO-COM9G	Arc flash coverall, ATPV 9,4 cal/cm ² , APC 1 with retro-reflective stripes	Grey	XS to 3XL



/ AFPRO-COM10B AFPRO-COM10G

ARC FLASH COVERALL, ATPV 10 CAL/CM², CLASS 1
WITH RETRO-REFLECTIVE TAPES, 1 ZIPPER AND KNEES POCKETS

EN 17353 TYPE B3 / EN 13034 A1 TYPE 6 / EN 1149-5 / EN ISO 11611 A1 CLASS 1 /
EN ISO 11612 A1 B1 C1 E3 F1 / EN 14404 +A1 NEVEL 1 TYPE 2 / IEC 61482-2 /
IEC 61482-1-1 (ATPV 10 CAL/CM² - ELIM 9 CAL/CM²) / IEC 61482-1-2 (CLASS 1 -
APC1) ATEX AREA COMPLIANCE WITH REQUIREMENTS OF INERIS

Advantages

- Wear resistance, tearing strength and abrasion resistance
- 1 non metallic zippers
- ATEX area : for use in explosive environments

/ USE

Protection against thermal effects of electric arcs. For electricians, against risks associated with operation of electricity networks. Chemical industries, electricity and gas industries, refineries, automobile industries.

/ TECHNICAL SPECIFICATIONS

Fabric composition : 74% cotton 25% polyester, 1% antistatic fibres, Flame retardant, 320 g/m²
Description: 1 non metallic zipper with flap, high collar, 1 chest pocket with flap, 2 bottom pockets, knees pockets, 2 thigh pockets and 1 ruler pocket with flap, 1 back pocket with flap, retro-reflective tapes of 50 mm, adjustable cuffs, standard pictograms visible on the garment.
Available size : XS to 3XL (consult us for other sizes).

Reference	Description
AFPRO-COM10B	Blue Arc flash coverall, ATPV 10 cal/cm ² , class 1 with retro-reflective tapes, 1 zipper and knees pockets
AFPRO-COM10G	Grey Arc flash coverall, ATPV 10 cal/cm ² , class 1 with retro-reflective tapes, 1 zipper and knees pockets



Reference	Size
ARCBLOUSE11-B-BR	Arc Flash Blue Coat, Class 1, ATPV 11 cal/cm ² , with reflectives tapes
ARCBLOUSE11-G-BR	Arc Flash Grey Coat, Class 1, ATPV 11 cal/cm ² , with reflectives tapes

/ ARCBLOUSE11-BR

ARC-FLASH COAT, CLASS 1, ATPV 11 CAL/CM²,
WITH REFLECTIVES TAPES

EN 1149-5 / EN ISO 11611 A1 + A2 CLASS 1 / EN ISO 11612 A1 A2 B1 C1
E1 F1 / EN 13034 TYPE PB6 / IEC 61482-2 / IEC 61482-1-2 CLASS 1 /
IEC61482-1-1 (METHOD A : ATPV 11 CAL/CM² FOR THE FABRIC)

Advantages

- Resistant to electrostatic charges, flame, heat, molten metal splashes, splashes of liquid chemicals, thermal hazards of an electric arc (class 1)
- ATEX area compliance

/ USE

Protection against thermal effects of an electric arc.
Protection for electricians against risks associated with operation of electricity networks
Only short term use.
This article must be completed with a trousers and a safety helmet with face-shield for Arc-flash protection.

/ TECHNICAL SPECIFICATIONS

Composition : Flame retardant (FR) - 64% cotton, 35% polyester, 1% antistatic fiber — 350 gr/m²
Description : High collar, snap closure, 2 closable chest pockets, 1 inside pocket, 2 closed lower pockets, closed gusset cuffs, Pictograms visible outside, on the left pocket of the garment, with reflectives tapes 50 mm.
Available sizes : S to 4XL



Reference	Color	Size
AFPRO-SS-HVJ16	Yellow / Navy Blue	S to 4XL
AFPRO-SS-HV016	Orange / Navy Blue	S to 4XL
AFPRO-SS-M16	Navy Blue	S to 4XL

/ AFPRO-SS

ARC FLASH SOFTSHELL, APC 1, ATPV 16 CAL/CM²,
HIGH VISIBILITY WITH RETRO REFLECTIVES STRIPES

EN ISO 11612 CLASS A1 B1 C2 / EN ISO 20471 A1 (CLASS 2) / EN 1149 5 / EN 11611 A1 (CLASS 2) / EN 13034 A1 (TYPE PB (6)) / IEC 61482 2 / IEC 61482-1-2 APC 1 / IEC 61482-1-1 ATPV 16 CAL CM² / ELIM 11 CAL/CM²

Advantages

- Resistant to electrostatic charges, flame, heat, molten metal splashes, splashes of liquid chemicals, thermal hazards of a APC 1 electric arc and cold
- Windproof and breathable.
- High visibility signal clothing class 2.
- Anti panic zip for emergency opening.

/ USE

Protection against the thermal effects of an electric arc.
Optimal protection for electricians against risks related to work on electrical installations, operation and management of electricity networks.
High visibility signage so that you can be seen in dangerous conditions in the dark.

/ TECHNICAL SPECIFICATIONS

Fabric: 3 layer laminate fabric, waterproof and water repellent outer layer, a windproof and breathable middle membrane and a fine fleece inner layer.
Outside Composition : 100% Polyester FR inner face 60% Modacrylic / 39% cotton / 1% antistatic 35Dg/m²
Description : high collar, 1 chest pocket with flap, 1 chest support on the right side, 1 inside pocket with flap, adjustable cuffs with self gripping bands, anti panic zipper with flap, 2 lower pockets inserted with zipper and flap, protects kidneys.



/ AFPRO-JEANS15 OUR SELECTION

ARC FLASH JEANS, APC 1, ATPV 15 CAL/CM²

EN ISO11612 : A1, B1, C1, F1 / IEC 61482-2 / IEC 61482-1-2 - APC 1
IEC 61482-1-1 (METHOD A - ATPV 15,7 CAL/CM²)
EN 1149-5 / EN 14404 + A1 LEVEL 1 TYPE 2

Advantages

- Resistant to electrostatic charges
- Resistant to flame, heat and molten metal splashes.
- Resistant to splashes of liquid chemicals
- Resistant to thermal hazards of a APC 1 electric arc
- Rise back and 2-position kneepad pockets for more ergonomics
- Innovative, modern, multi-protection look



/ USE

Protection against the thermal effects of an electric arc.
Optimal protection for electricians against risks related to work on electrical installations, operation and management of electricity networks.

/ TECHNICAL SPECIFICATIONS

Fabric composition: 58% Modacrylic, 36% Cotton, 4% Elastane, 2% Antistatic - 345 gr/m².
Description: Jeans closed with rivet button and zipper, 2 side pockets with flaps, 1 thigh pocket with gusset under flap, 1 ruler pocket with gusset under flap maintained by stitches, back riser, 2-position kneepad pockets.

/ Accessories

Reference	Size
AFPRO-JEANS15	XS to 3XL
AFPRO-JEANS15-BR	XS to 3XL

Reference	Description
CTI-125	Non-metallic textile belt 80/125 cm
GENPOLY	100% Polyethylene knee pads pair



/ VESROUGE PANTROUGE

RED JACKET AND TROUSERS
WITH RETRORÉFLECTIVE TAPES

EN 17353: 2020 TYPE B3 75 CYCLES MAX, EN ISO 11612: 2015 A1
B1 C1 E3 F1, EN 1149-5: 2019, EN ISO 11611: 2015 A1 CL1, EN 13034:
2005 + A1: 2009 TYPE 6, EN 61482-2: 2020 APC 1 4KA.

Advantages

- Compliant for ATEX areas - metal free garment.
- Ergonomical designs.
- Resistant to tear and abrasion thanks to polyester fibres.
- Comfortable; soft and supple thanks to cotton fibres.

/ USE

FR working garment.

/ TECHNICAL SPECIFICATIONS

- Fabric composition: 74% cotton, 25% polyester, 1% antistatic fibre
- Flame Retardant fabric - 320g/m²
- Sizes XS to 3XL
- Colour : Red



Reference	Description	Weight
VESROUGE	Red jacket with retroreflective tapes	625 g
PANTROUGE	Red trousers with retroreflective tapes	670 g

Minimum order quantity : 300 pieces for each reference.

**/ AFPRO-COM130R-BR**ORANGE ARC FLASH COVERALL WITH RETROREFLECTIVE TAPES, APC1, ATPV 13,6 CAL/CM² AND ELIM 8,6 CAL/CM²EN ISO 11612:2015 A1 +A2 B1 C1 E2 F1 / EN ISO 11611:2015 CLASS 2 A1 +A2 / EN 1149-5:2018 / IEC 61482-2:2020 IEC 61482-1-2 APC1 IEC 61482-1-1 ELIM 8,6 CAL/CM² / ASTM F 1959/F1959M-12 ATPV 13,6 CAL/CM² (HAF = 82 %)**Advantages**

- ATEX area compliant coverall.
- Stretch patches on key movement areas to provide comfort.
- Stretch crotch gusset to provide maximum flexibility and reduces fabric stress.
- Back vents on upper and lower back for breathability.
- Two-way zip for quick and easy access.

/ USE

Protection against thermal effects of an electric arc.
Protection for electricians against risks associated with operation of electricity networks.

/ TECHNICAL SPECIFICATIONS

Outer fabric composition: 99% cotton, 1% carbon fibre — 350 g/m²
Inner fabric composition: 97% cotton, 2% elastane, 1% carbon fibre — 350 g/m²
40+ UPF rated fabric to block 98% of UV rays
Description: Long sleeve coverall, metal free, high collar, sleeve pocket, 2 back patch pockets, hook and loop cuffs, radio loops, adjustable hem, retroreflective tapes on arms, legs and shoulders.
Available sizes: from S to 3XL

Reference	Description	Weight
AFPRO-COM130R-BR	Orange Arc Flash Coverall with Retroreflective Tapes, APC1, ATPV 13,6 cal /cm ² and ELIM 8,6 cal/cm ² .	1,7 kg

/ AFSIB-25 **OUR SELECTION****ARC FLASH JACKET AND TROUSERS**
25 CAL/CM², APC 2EN 13034 : 2005 / EN 1149-5 : 2008 / EN ISO 11611 : 2007 / EN ISO 11612 : 2008 / IEC 61482-2 : 2009 (APC 2 AND ATPV 25 CAL/CM²) / ATEX AREA COMPLIANCE WITH REQUIREMENTS OF INERIS**Advantages**

- Easy to clean.
 - Durable and solid : tear and wear resistance.
- For more convenience, the jacket and trousers set is also available as a coverall.

**/ USE**

Protection against thermal effects of an electric arc.
Protection for electricians against risks associated with operation of electricity networks.

/ TECHNICAL SPECIFICATIONS

Fabric : 54% modacrylic, 44% cotton, 2% antistatic fibers, 480g/m². Flame resistant and antistatic.
Colours : navy blue and orange.

Reference	Description	Size
AFSIB-VES25	Arc flash jacket 25 cal/cm ² , APC 2	XS to 3XL
AFSIB-PAN25	Arc flash trousers 25 cal/cm ² , APC 2	XS to 3XL
AFSIB-COM25	Arc flash coverall 25 cal/cm ² , APC 2	XS to 3XL

Complete the reference with the desired size, example : AFSIB-COM25 2XL for a coverall size 2XL.
Minimum order quantity for AFSIB-COM25 : 100 pieces.



/ AFPRO-41 INNOVATION

ARC FLASH JACKET AND TROUSERS, ATPV 41,3 CAL/CM², APC 2

EN 1149-5:2018 / EN ISO 11812:2015 A1 B2 C2 / IEC 61482-2:2018
IEC 61482-1-2 APC2 IEC 61482-1-1 / ATPV 41,3 CAL/CM²

Advantages

- Non metallic zipper.
- Modern and ergonomic design.
- Inherently flame resistant fibres Nomax®, meta-aramid fibres.
- Performance of the garment is guaranteed for its lifetime : up to 200 washes.



/ USE

Protection against thermal effects of electric arcs.

For electricians, against risks associated with working on electricity networks.

/ TECHNICAL SPECIFICATIONS

- Outer fabric composition: 75% aramid, 13% modacrylic, 10,5% cotton, 1,5% antistatic
 - Inner fabric composition: 100% aramid
 - Antistatic and Flame Retardant (FR) fabric, 410 g/m²
 - Colour: red and black
- Available sizes: from XS to 3XL

AFPRO-VES41

Description: high collar, metal-free zip with flap, 1 inside chest pocket, 2 front pockets with closed flaps, adjustable cuffs, additional fabric patches on the back and lower back, visible normative pictograms on the garment.

AFPRO-PAN41

Description: waist closed by button, elastic waist, metal-free fly, 2 side pockets, 2 thigh pockets with flaps, fabric patch up to the back, visible normative pictograms on the garment.

Reference	Description	Weight
AFPRO-VES41	Arc flash jacket, ATPV 41,3 cal/cm ² , APC 2	910 g
AFPRO-PAN41	Arc flash trousers, ATPV 41,3 cal/cm ² , APC 2	775 g

Contact us for other colors, front and/or side marking marking

/ AFPARKA-LEO20 AFOVERPAN-LEO20

ARC FLASH PANTS, CLASS 2, ATPV 20 CAL/CM², APC 2 ATPV 20 CAL/CM²
WEATHER CLOTHING, NAVY BLUE, WITH REFLECTIVES TAPES

EN 11612 A1 B1 C1 E1 F1 / EN 11611 A1 CLASS 2 / IEC 61482-2 / IEC 61482-1-2 (CLASS 2) / IEC 61482-1-1 (METHOD A-ATPV 20 CAL/CM²) / EN 1149-5 / EN 13034 + A1 TYPE PB(6) / EN 343 + A1 INDICES (3) (2) / EN ISO 14116 INDICE 3

Advantages

- Resistant to electrostatic charges, flame, heat, molten metal splashes, splashes of liquid chemicals, cold and rain.
- Waterproof and breathable

/ USE

Protection against the thermal effects of an electric arc. Optimal protection for electricians against risks related to work on electrical installations, operation and management of electricity networks. Suitable for explosive atmosphere areas (ATEX)

/ TECHNICAL SPECIFICATIONS

Composition :

Flame retardant (FR), 2 layers laminate fabric,
Outer layer : 50% Modacrylic , 41%
Cotton, 7% PU, 2% antistatic 270 gr/m².

Lining : 45% Modacrylic , 54 % Cotton , 1% antistatic
150gr/m²

Description : Elastic waistband closed by press stud , press stud fly , press stud opening at the bottom of the legs, 2 hand loops, 50 mm retro reflective tapes.

Colors : Navy Blue

Available sizes: (S to 3XL)

/ Accessories

Reference	Description
CTI-125	Non metallic textile belt 80/125 cm
AFBRE	Elastical and adjustable straps
AFPARKALEO20	Arc flash parka, APC 2, ATPV 20 cal/cm ² reflectives tapes



Reference	Description	Size
AFPARKA-LEO20	Arc flash parka APC 2, ATPV 20 cal/cm ² with reflectives tapes	S to 3XL
AFOVERPAN-LEO20	Arc flash overpan APC 2, ATPV 20 cal/cm ² with reflectives tapes	S to 3XL



Reference	Description
AFPARKA-HVO	Orange arc flash parka, class 2, ATPV 25 cal/cm ² with reflectives tapes
AFPARKA-HVJ	Yellow arc flash parka, class 2, ATPV 20 cal/cm ² with reflectives tapes



Reference	Description
AFPRO-OVERPAN-HVO	Orange and navy arc flash over-pants, class 2, ATPV 25 cal/cm ² with reflectives tapes
AFPRO-OVERPAN-HVJ	Yellow and navy arc flash over-pants, class 2, ATPV 20 cal/cm ² with reflectives tapes

/ AF-HVJ

ARC FLASH PARKA, CLASS 2, ATPV 20 CAL/CM²
(YELLOW), 25 CAL/CM² (ORANGE) HIGH VISIBILITY
ISO 20471 + A1 CLASS 2 / EN 343 + A1 CLASS 3.3 (YELLOW) / EN 343
+ A1 CLASS 3.2 (ORANGE) / EN 11612 A1, B1, C1, E1, F1 / EN1149-5 /
EN13034 + A1 TYPE PB (6) / EN 11611 A1 CLASS 2 / IEC 61482-2 /
IEC 61482-1-2 CLASS 2 / IEC 61482-1-1 ATPV 20 CAL/CM² (NAVY BLUE/
YELLOW) / IEC 61482-1-1 ATPV 25 CAL/CM² (NAVY BLUE/ORANGE)

Advantages

- Resistant to electrostatic charges, flame, heat, molten metal splashes, splashes of liquid chemicals, thermal hazards of a class 2 electric arc, cold and rain.
- Retro reflectives tapes.
- Anti-panic zip for emergency opening.
- High visibility signal clothing class 2 (orange color) class 3 (yellow color)

USE

Protection against the thermal effects of an electric arc.
Optimal protection for electricians against risks related to work on electrical installations, operation and management of electricity networks. Suitable for explosive atmosphere areas (ATEX). High visibility signage so that you can be seen in dangerous conditions in the dark.

TECHNICAL SPECIFICATIONS

Composition : Flame Retardant (FR), 2 layers laminate fabric, Outer layer : 50% modacrylic, 41% coton, 7% PU, 2% antistatic, 270 gr/m² (Navy Blue/Yellow) - Outer layer: 40% modacrylic, 30% coton, 18% polyester, 10% PU, 2% antistatic, 350 gr/m² (Navy Blue/Orange), Lining: 45% modacrylique, 54 % coton, 1 % antistatique, 150gr/m². Possibility of adapting a removable polar lining (optional below).

Description: High collar, hood (optional below) foldable in the collar, 2 lower pockets under flaps, 1 vertical chest pocket closed by zipper, 1 inside wallet pocket on the heart side, straps (for gas detectors), adjustable cuffs with hook-and-loop strips, double zipper slider, long back, side slits. Retro reflectives bands 50 mm, FR . Available sizes: (S to 3XL)

/ AF-HVO

ARC FLASH OVER PANTS, CLASS 2, ATPV 20 CAL/CM²
(YELLOW), 25 CAL/CM² (ORANGE) HIGH VISIBILITY
EN ISO 13688 / EN ISO 20471 A1 CLASS 2 / EN 343 A1 CLASS 3.2
EN ISO 11612 A1 B1 C1 E1 F1 / EN ISO 14116 INDICE 3 / EN 11611 A1
CLASS 2 / EN 1149-5 / EN 13034 A1 TYPE PB(6) / IEC 61482-2 /
IEC 61482-1-2 CLASS 2 / IEC 61482-1-1 ATPV 20 CAL/CM² (YELLOW/
NAVY BLUE) / IEC 61482-1-1 ATPV 25 CAL/CM² (ORANGE/NAVY BLUE)

Advantages

- Resistant to electrostatic charges, flame, heat, molten metal splashes, splashes of liquid chemicals, thermal hazards of a class 2 electric arc, cold and rain.

USE

Protection against the thermal effects of an electric arc. Optimal protection for electricians against risks related to work on electrical installations, operation and management of electricity networks. Suitable for explosive atmosphere areas (ATEX).

TECHNICAL SPECIFICATIONS

Composition outer fabric : 50% modacrylic, 41% coton, 7% PU, 2% antistatic fiber, 270 gr/m² for the color Yellow/Navly.
Composition outer fabric : 40% modacrylic, 30% coton, 18% polyester, 10% PU, 2% antistatic fiber, 350 gr/m² for the color Orange/Navly.
Composition Fabric liner: 45% modacrylic, 54% coton, 1% antistatic, 150gr/m². Flame retardant and antistatic.

Description : Elastic waistband closed by press stud, press stud fly, press stud opening at the bottom of the legs, 2 hand loops , 50 mm retro reflective tapes. Available sizes: (S to 3XL)



/ GENPOLY

PAIR OF POLYETHYLENE KNEE PADS
EN 14404/2004 + A1/2010 LEVEL 1

/ USE

Knee protection for pants with knee pockets.

/ TECHNICAL SPECIFICATIONS

Composition : 100 % polyethylene

Reference	Dimensions	Weight
GENPOLY	20 x 15 x 1,5 cm	45 g



/ DOUBLEFR

FLAME RETARDANT FLEECE LINING OF PARKA
EN ISO 11612 CLASS A1 B1 C1

/ USE

Can be worn under a parka for better protection against cold.

/ TECHNICAL SPECIFICATIONS

Fleece fabric: 60% modacrylic and 40% cotton, antistatic. Anti-pilling treated.

Reference	Color	Size
DOUBLEFR	Navy	S to 3XL



/ AFCAP

HOOKED PARKA ARC FLASH

Advantages

• Protection against electric arc, antistatic, flame retardant, resistant to chemical liquid splashes and welding.

/ USE

Waterproof lined hood for protection from cold and rain.

/ TECHNICAL SPECIFICATIONS

Exterior fabrics : 50% modacrylic , 41% cotton, 7% PU, and 2% antistatic.
Lining in fabric : 45% modacrylic , 54% cotton and 1% antistatic.

Reference	Color
AFCAP	Navy



/ CTI-125

FLAME-RETARDANT TEXTILE BELT

/ USE

Textile belt usable with our trousers.

/ TECHNICAL SPECIFICATIONS

Metal free textile belt. 40 mm width. Adjustment with a plastic buckle.

Reference	Length	Weight
CTI-125	80 to 125 cm	76 g

/ **AFPLUI-HVO**
AFPLUI-HVJ

OUR SELECTION

ARC-FLASH TROUSERS, HIGH VISIBILITY
WITH RETROREFLECTIVE TAPES, APC 1AFPLUI-PAN-HV : EN ISO 20471:2013 + A1:2018 CLASS 2 /
EN 343:2019 A3 B1 / EN ISO 11612:2015 A1 / B1 C1 / EN 1149-5:2018 /
IEC 61482-2:2020 / IEC 61482-1-1 APC1**Advantages**

- Higher visibility, protect from cold and rain.
- Can be worn over Arc-Flash trousers.

/ **USE**

Protection against thermal effects of an electric arc. Optimal protection for electricians against risks related to work on electrical installations, operations and management of electricity networks. High visibility trousers for users to be seen in dangerous conditions and in the dark.

/ **TECHNICAL SPECIFICATIONS**

- Fabric: Multinorms ATEX and ARCFLASH — Enduction 100 % PVC
- Composition: 67% polyester, 33% cotton FR, 1% antistatic, 390 grs/m²
- Description:
Trousers : elastic waistband closed by press stud, fly with a press stud, two hand loops, 50 mm retroreflective tapes, high-frequency welded seams
Jacket : high collar, adjustable hood, adjustable cuffs, non-metallic zip with flap, 2 pockets with flaps and press studs, 50 mm retroreflective tapes, high-frequency welded seams

Reference	Description	Weight
APLUI-VES-HVO	Arc-Flash jacket, high visibility with retroreflective tapes, in neon orange and navy blue, APC 1	1 270 g
APLUI-VES-HVJ	Arc-Flash jacket, high visibility with retroreflective tapes, in neon yellow and navy blue, APC 1	
AFPLUI-PAN-HVO	Arc-Flash trousers, high visibility with retroreflective tapes, in neon orange and navy blue, APC 1	1 080 g
AFPLUI-PAN-HVJ	Arc-Flash trousers, high visibility with retroreflective tapes, in neon yellow and navy blue, APC 1	
AFBRE	Adjustable and removable elastic suspenders	100 g

/ **ARC-40** **OUR SELECTION**ARC FLASH PROTECTION KIT 40 CAL/CM²

EN ISO 11612: 2008 / IEC 61-482-2 : 2009 / EN 1149-5:2008

Advantages

- Colour of garment allows application in warm areas without considering impact of sun.

/ **USE**

40 cal/cm² range is based on full protection of all body parts.

/ **TECHNICAL SPECIFICATIONS**

Jacket : elastic cuffs with Velcro closure, highcollar covering totality of neck
Overall. Hood provided with helmet. Face shield tested according to ASTM F2178.
Available size : M to 2XL.

Reference	Description	Size
ARCVE540	Arc Flash jacket, APC2, 40 cal/cm ²	M to 2XL
ARCSAL40	Arc Flash overalls, APC2, 40 cal/cm ²	
ARCGAN40	Arc Flash gloves, APC2, 40 cal/cm ²	
ARCCOI40	Arc Flash hood, APC2, 40 ca/cm ²	One size fits all

Complete the reference with the desired size, example : ARCVE540-2XL for a jacket size 2XL.

/ **ARC-53**ARC-FLASH PROTECTION KIT 53 CAL/CM²

EN ISO 11612: 2008 / IEC 61-482-2 : 2009 / EN 1149-5:2008

/ **USE**

53 cal/cm² range is based on full protection of allbody parts. Junctions between various garments are realised with recoveries. Even while moving, allparts of body are protected.

/ **TECHNICAL SPECIFICATIONS**

Jacket : elastic cuffs with Velcro closure, highcollar covering totality of neck
Overall
Hood provided with helmet
Face shield tested according to ASTM F2178

Reference	Description	Size
ARCVES53	Arc Flash jacket, APC 2, 53 cal/cm ²	M to 2XL
ARCSAL53	Arc Flash overalls, APC 2, 53 cal/cm	M to 2XL
ARCGAN53	Arc Flash gloves, APC 2, 53 cal/cm	M to 2XL
ARCCOI53	Arc Flash hood, APC 2, 53 cal/cm ²	One size fits all

Complete the reference with the desired size, example : ARCVES53-2XL for a jacket size 2XL.

/ **ARC-65**
ARC-100ARC-65 : ARC-FLASH GARMENT, ATPV 65 CAL/CM²ARC-100 : ARC-FLASH GARMENT, ATPV 100 CAL/CM²

ARC-65 :

ARC-65 FABRIC : IEC 61482-2:2020 IEC 61482-1-2 APC 2 / ASTM F1506 ATPV 65 CAL/CM² / ASTM F1959 /NFPA 70E / EN 1149-2 A

ARC-65 FACE SHIELD : ASTM F2178 / ANSI Z87.1 / EN 166 / EN 170 / GS ET 29 (CLASS 2)

ARC-100 :

ARC-100 FABRIC : IEC 61482-2:2020 IEC 61482-1-2 APC 2 / ASTM F1506 ATPV 100 CAL/CM² / ASTM F1959 /

NFPA 70E / EN 1149-2 A

ARC-100 FACE SHIELD : ASTM F2178 / ANSI Z87.1 / EN 166 / EN 170 / GS ET 29 (CLASS 2)

/ **USE**

Protection against thermal effects of an electric arc.
Designed for occasional use, this set is recommended for maneuvering operations that require only a few minutes work, and that present a very high intensity arc flash risk.

/ **TECHNICAL SPECIFICATIONS**

- Inherent FR (Flame Retardant) fabric :
ARC-65 424 g/m²
ARC-100 559 g/m²
- Composition: 100% aramid - multilayer
- Colour: black

Reference	Description	Weight
ARCCOI65	Arc Flash hood, ATPV 65 cal/cm ²	1 910 g
ARCGAN65	Arc Flash gloves, ATPV 65 cal/cm ²	205 g
ARCVES65	Arc Flash jacket, ATPV 65 cal/cm ²	1 002 g
ARCSAL65	Arc Flash overalls, ATPV 65 cal/cm ²	1 132 g
ARCCOI100	Arc Flash hood, ATPV 100 cal/cm ²	1 998 g
ARCGAN100	Arc Flash gloves, ATPV 100 cal/cm ²	635 g
ARCVES100	Arc Flash jacket, ATPV 100 cal/cm ²	1 422 g
ARCSAL100	Arc Flash overalls, ATPV 100 cal/cm ²	1 460 g



PERSONAL PROTECTIVE EQUIPMENT

ARC FLASH PROTECTION
ALL WEATHER CLOTHING

/ CRYOVEST INNOVATION

HIGH PERFORMANCE COOLING VEST

Advantages

- Maintain a constant level of heart rate and stabilize the water status
- Improve the heart rate and the thermic comfort
- Maintain and restore some cognitive functions
- Helpful for the safety and productivity (less loss of concentration so less risk of workplace injuries or risks of mistakes)



/ USE

High performance cooling vest for technicians working with physical effort in a thermal environment higher than 28°C.

Reference	Description	Weight
CRYOVEST	High performance cooling vest	1,9 kg
CRYOVEST-HV	High performance cooling vest - high visibility	

/ TECHNICAL SPECIFICATIONS

- Composition :
- Lightweight : Less than 2 kg
- Ergonomic and Comfort
- Not restrict or impede movement
 - Fire-resistant fabric (quality Bodyguard NOMEX)
 - Lumbar support (elastic strap)
 - High quality cold : a non aggressive cold over a long duration due to its unique patented snow cold technology used in medical.
 - Long lasting : Homogeneous and long cold diffusion (autonomy 90min)

/ PARKA-IG OUR SELECTION

FLAME RETARDANT PARKA,
RAIN PROTECTION AND HIGH VISIBILITY

EN ISO 20471: CLASS 3 / EN 343 + A1 : CLASS 3.3
EN ISO 14118 / EN 1149 5 / EN 13034 + A1

Advantages

- Flame retardant and waterproof clothing.
- Antistatic and high visibility.
- Retro reflective bands.



/ USE

Weathering work clothes as well as flame protection.
Use in outdoor environments.

Reference	Description
PARKA-IG-OR	High visibility orange/ navy blue flame retardant parka
PARKA-IG-J	High visibility yellow navy blue flame retardant parka

/ TECHNICAL SPECIFICATIONS

- Flame retardant outer fabric: breathable waterproof - antistatic & resistant to chemical liquid splashes. Water-repellent polyester on the outside and microporous PU coating on the inside.
- Composition 98% Polyester 2% Carbon weight +/- 240 gr/m².
- 2 waterproof lower pockets under press-stud flaps 1 vertical chest pocket closed by zipper on the right side under flap.
- 1 interior wallet pocket on the heart side lining closed by velcro.
- 2 straps on left and right torso.
- Elastic windproof cuffs on the inside of the cuffs.
- Front fastening with double slider zipper large injected mesh under large press stud flap.
- Adjustable hood stowable in the collar
- Sizes available : S to 3XL (Larger or custom sizes on request)

/ **COTON**

BUGATTI BLUE JACKET AND TROUSERS

Advantages

- Non-magnetic haberdashery.
- Very comfortable: supple and soft thanks to cotton fibres.

/ USE

Work jacket and trousers for industrial sectors.

/ TECHNICAL SPECIFICATIONS

- Composition: 100% cotton — 320 g/m²
 - Colour: Bugatti blue
- VESCOTON: three front pockets, inside chest pocket, cuffs closed by button.
PANCOTON: fly closed with buttons, nail button at the waistband, two italian pockets, one back pocket.

Reference	Description	Size	Weight
VESCOTON	Work jacket	from S to 3XL	624 g
PANCOTON	Work trousers	from 36 to 64	670 g

/ **VETPLUIE – VETPLUIE O**HIGH VISIBILITY RAIN JACKET AND PANTS
EN 343 (3-1)

/ TECHNICAL SPECIFICATIONS

- Retro-reflective stripes : 2 on chest, 2 on shoulder, 2 on each arm, 2 on legs
PU coated polyester
Sizes : L to 3XL

Reference	Main color	Workwear colour	Size
VETPLUIE	Yellow	Black, yellow	L to 3XL
VETPLUIE O	Orange	Black, orange	

/ **VPEJ – VPEV**JACKET AND TROUSERS FOR WORK IN THE RAIN
EN 343 (3-1)

/ TECHNICAL SPECIFICATIONS

- Description : Jacket: Attached hood and drawcords, front zipper under flap, 2 front pockets with flap, ventilated back, drawcords at waist.
Trousers: Elasticated waist, side access slit.
Composition : polyurethane / PVC coating.

Reference	Color	Size
VPEJ	Yellow	M to 3XL
VPEV	Green	

**/ HVGIL2** **OUR SELECTION****SAFETY FLUORESCENT WAISTCOAST
ANTISTATIC AND FLAME RETARDANT**

EN 471 CLASS 2:2 / EN 14116 / EN 1149-5

Advantages

- Bands positioning allows to be seen at night, even in leaning position.
- Flame retardant and antistatic properties.

**/ USE**

This product is for signaling the user's presence visually in order to detect him and see him clearly even in dangerous situations, in all light conditions, by day or by night in headlights.

/ TECHNICAL SPECIFICATIONS

High visibility polyester waistcoat.
Grey retro-reflective bands (1 horizontal and 2 vertical above the shoulders).
Light weight and comfortable, this product is ideal for working in hot temperatures.
Front self grip fastening.
Size available: S/M, L/XL, XXL/3XL.
100% polyester, flame retardant.

Reference	Description	Colour	Size
HVGIL2	Safety fluorescent waistcoat antistatic and flame retardant, yellow	Yellow	M to 2XL
HVGIL20	Safety fluorescent waistcoat antistatic and flame retardant, orange	Orange	M to 2XL

**/ HVGIL****HIGH VISIBILITY WAISTCOAT CLASS 2**

EN 340 / EN 471 CLASS 2

Advantages

- Lightweight, high quality product.

/ USE

This product is for signalling the user's presence visually in order to detect him and see him clearly even in dangerous situations, in all light conditions, by day or by night in headlights.

/ TECHNICAL SPECIFICATIONS

High visibility polyester waistcoat.
Grey retro-reflective bands (1 horizontal and 1 vertical above the shoulders).
Front velcro fastening.

Reference	Description	Colour	Size
HVGILJ	High visibility waistcoat class 2	Yellow	L to 2XL
HVGILO	High visibility waistcoat class 2	Orange	L to 2XL

Complete the reference with the desired size.



/ WELDER'S KIT

/ This kit contains :

Reference	Description
SPSF1774	Welding apron
L6200	Welding goggles
G02	Welding gloves



/ CHEMICAL PROTECTION KIT

/ This kit contains :

Reference	Description
G109	PVC petrol gloves to handle hydrocarbons and acids advised for battery handling
T03	Apron against chemicals, oil and grease



/ G109

PVC PETROL GLOVES

EN 420 / EN 388 : MECHANICAL PROTECTION : ABRASION : INDICE 4 / SLICING BY CUTTING 1 / TEARING INDICE 3 / PERFORATION INDICE 1 / SLICING BY CUTTING EN ISO 13997 INDICE X EN ISO 374-1 / EN ISO 374-5

/ USE

PVC petrol gloves to handle hydrocarbons and acids advised for battery handling

/ TECHNICAL SPECIFICATIONS

PVC coated, cotton support. Antistatic model. Color red. Length : 40 cm. Thickness : 1,20 - 1,40 mm

Reference	Length	Size
G109	40 cm	One fits all



PPE AGAINST FALLS FROM A HEIGHT

Device or means intended to be carried or held by a person to protect them against one or several risks that may threaten their safety or health.

It must comply with 2016/425 European Regulation which determines

- Essential health and safety requirements
- Commercialization of PPE
- The definition of PPE
- Conformity between member states and free intra-community circulation.
- Design according to the 3 categories of PPE
- PPE certification processes
- The scope of EU type examination
- Manufacturer's obligations



LIST OF EUROPEAN STANDARDS

Standards	Description
EN 341	Descenders devices
EN 353-1	Guided type fall arresters with a rigid anchor line
EN 353-2	Guided type fall arresters with a flexible anchor line
EN 354	Restraint lanyards with fixed length
EN 355	Energy absorbers
EN 358	Belts and lanyards for work positioning or restraint
EN 360	Self-retracting lifelines
EN 361	Safety harnesses
EN 362	Connectors
EN 363	Personal fall protection systems
EN 364	Test methods for materials, components and systems
EN 365	General requirements for instructions for use, maintenance, periodic examination, repair, marking and packaging
EN 795	Anchorage devices and their components
EN 813	Requirements, testing, marking and information
EN 1891	Low stretch textile ropes of kernmantel construction



LIST OF HARMONIZED EUROPEAN STANDARDS

PPE should only be used as a last resort when collective protection cannot be provided.

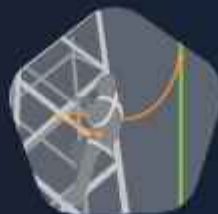
The fall arrest system allows a person to be connected to an anchorage point in such a way that the fall is safely arrested.



/ RETENTION SYSTEM



/ FALL ARREST SYSTEM



/ FASTENING SYSTEM
ON THE WORK ENVIRONMENT





POWER PLANTS

- EN 361 : Full body harnesses
- EN 795 : Single-user anchor devices
- EN 360 : Retractable type fall arresters
- EN 355 : Energy absorbers



TRANSFORMERS

- EN 361 : Full body harnesses
- EN 795 : Single-user anchor devices
- EN 360 : Retractable type fall arresters
- EN 355 : Energy absorbers





TRANSMISSION

- EN 361 : Full body harnesses
- EN 358 : Belts and lanyards for work positioning or restraint
- EN 795 : Anchorage devices
- EN 353-2 : Guided type fall arresters with a flexible anchor line
- EN 355 : Energy absorbers



MEDIA TENSION

- EN 361 : Full body harnesses
- EN 358 : Belts and lanyards for work positioning or restraint
- EN 795 : Anchorage devices
- EN 353-2 : Guided type fall arresters with a flexible anchor line
- EN 355 : Energy absorbers
- EN 360 : Self-retracting lifelines



**/ K310H1AC** **NEW****COMPLETE LINEMEN SET
(ELECTRICAL DISTRIBUTION)**

EN 381 / EN 355 / EN 358 / EN 795



/ This kit contains :

Reference	Description
H1A	Harness for linemen with moving belt 180° and automatic buckles
LT1400	Work positioning lanyard in twisted rope 4 meters with snap hook and fall arrester
ABD118200	Tear webbing energy absorber with fixed safety lanyard 2 m
ANS2120	Anchorage webbing sling 1,20 m
TS75	Equipment carrier bag, 42L

Reference	Description
K310H1ATM	Complete linemen set size M/XL
K310H1AGT	Complete linemen set size XXL

/ K310H1AL **NEW****COMPLETE LINEMEN SET
(ELECTRICAL DISTRIBUTION)**

EN 381 / EN 355 / EN 358 / EN 795



/ This kit contains :

Reference	Description
H1A	Harness for linemen with moving belt 180° and automatic buckles
LT1400	Work positioning lanyard in twisted rope 4 meters with snap hook and fall arrester
ABD118200	Tear webbing energy absorber with fixed safety lanyard 2 m
ANS2120	Anchorage webbing sling 1,20 m
TS75	Equipment carrier bag, 42L

Reference	Description
K310H1ATM	Complete linemen set size M/XL
K310H1AGT	Complete linemen set size XXL

/ **K630H3N**

SET FOR INDUSTRY
EN 361 / EN 360 / EN 795

/ This kit contains :

Reference	Description
H6	Harness for industry with 3 anchorage points (size M/XL or XXL)
ARS1	Webbing retractable fall arrester with energy absorber
ANS2080	Anchorage webbing sling 0,8 m
MP-15	Black plastic case

Reference	Description
K200H6TM	Set for industry size M/XL
K200H6GT	Set for industry size XXL

/ **C67N2**

WORK POSITIONING KIT

/ This kit contains :

Reference	Description
C65TM	Work positioning belt, medium size 950/1250 mm
LT1400	Work positioning lanyard in twisted rope 4 meters with snap hook and fall arrester

Reference	Description
C67N2	Work positioning kit

/ **C67N3**

WORK POSITIONING KIT

/ This kit contains :

Reference	Description
C65TM	Work positioning belt, medium size 950/1250 mm
C62A	Lanyard securing rope Ø 12 mm length 1,5 m with connector
LT1400	Work positioning lanyard in twisted rope 4 meters with snap hook and fall arrester

Reference	Description
C67N3	Work positioning kit

**/ KCT2D-1200**

WORK POSITIONING KIT – TEXTILE BELT

/ This kit contains :

Reference	Description
CT2D	Textile work positioning belt
LT200	Work positioning lanyard in twisted rope 2 meters

Reference	Description
KCT2DTM-1200	Work positioning kit - textile belt size M/XL
KCT2DGT-1200	Work positioning kit - textile belt size XXL

**/ LS1200**ADJUSTABLE WORK POSITIONING LANYARD 2 M
EN 358**/ USE**

Personal Protective Equipment against fall from a height.
Work positioning lanyard.

/ TECHNICAL SPECIFICATIONS

30 mm wide polyester webbing work positioning lanyard, adjustable length by steel buckle. At one end, a steel connector with manual locking by means of an 18 mm opening screw. At the other end of the lanyard, an integrated zinc-plated steel connector with automatic locking gate by double latch, opening 18 mm.

Reference	Length	Weight
LS1200	2 m	0,64 kg

**/ MP15**

PLASTIC CASE FOR CARRYING EQUIPMENT

/ TECHNICAL SPECIFICATIONS

Plastic case with two mechanical latches and a handle. Useful volume 9L.

Reference	Dimensions	Useful volume	Weight
MP15	34 x 31,5 x 12,5 cm	9L	0,76 Kg



/ K140RH6PROTM/GT NEW

FALL ARREST KIT
FOR AERIAL WORK PLATFORM

EN361 / EN358



/ This kit contains :

Reference	Description
H6PROTM or H6PROGT	Safety harness comfort size M/XL (H6PROTM) or XXL (H6PROGT)
ARS4	Retractable type fall arrester 2m
STEIR-16	Red Bag

Reference	Description
K140RH6PROTM	Fall arrest kit for aerial work platform size M/XL
K140RH6PROGT	Fall arrest kit for aerial work platform size XXL





FALL PROTECTION

KITS
KITS

/ K710H6PROTM NEW K710H6PROGT

FALL ARREST KIT WITH ADJUSTABLE
LANYARD FOR AERIAL WORK PLATFORM

EN361 / EN358



/ This kit contains :

Reference	Description
H6PROTM or H6PROGT	Safety harness comfort / size M/XL (H6PROTM) or XXL (H6PROGT)
LS1200	Adjustable strap work positioning lanyard 2 m
MP15	Carrying plastic case

Reference	Description
K100RH6PROTM	Climbing protection kit with absorber size M-XL
K100RH6PROGT	Climbing protection kit with absorber size XXL

/ K100RH6PROTM/GT NEW

CLIMBING PROTECTION KIT
WITH ABSORBER

EN361 / EN355



/ This kit contains :

Reference	Description
H6PROTM or H6PROGT	Safety harness comfort size M/XL (H6PROTM) or XXL (H6PROGT)
ABS160Y180	Energy absorber with elastic webbing fork lanyard and 2 wide-opening 60mm connectors, 1.8 m taut length
STEPIR-16	Carrying plastic case

Reference	Description
K710H6PROTM	Fall arrest kit for aerial work platform size M/XL
K710H6PROGT	Fall arrest kit for aerial work platform size XXL



/ K110RH6PROTM/GT NEW

CLIMBING PROTECTION KIT WITH RETRACTABLE FALL ARRESTER

EN361 / EN380



/ This kit contains :

Reference	Description
H6PROTM or H6PROGT	Safety harness comfort size M/XL (H6PROTM) or XXL (H6PROGT)
AR2S	Automatic fall arrester with double webbing max extended 2M
STEPIR-16	Carrying plastic case

Reference	Description
K110RH6PROTM	Climbing protection kit with retractable fall arrester size M-XL
K110RH6PROGT	Climbing protection kit with retractable fall arrester size XXL

/ K130RH6PROTM/GT NEW

FALL ARREST KIT FOR INDUSTRIAL MAINTENANCE

EN361 / EN360 / EN795-B



/ This kit contains :

Reference	Description
H6PROTM or H6PROGT	Safety harness with 3 fall arrest points size M/XL (H6TM) or XXL (H6GT)
ARS3	Retractable type fall arrester 6m
ANS2080	Anchorage sling 0,8m
STEPIR-16	Carrying plastic case

Reference	Description
K130RH6PROTM	Industrial maintenance kit size M/XL
K130RH6PROGT	Industrial maintenance kit size XXL

**/ H6**INDUSTRY 3-POINT FALL ARREST HARNESS
EN 361**Advantages**

- Dorsal extension

/ USE

Recommended for the industry.

/ TECHNICAL SPECIFICATIONS

Full body harness with three anchorage points (2 back and 1 front) :

- A first back attachment point by metal D-ring.
- A second one by webbing lanyard (to use exclusively for a very easy connection to aretractable type fall arrester EN 360).
- Front attachment point by two webbing buckles to link. Shoulder adjustment by metal buckles.
- Leg loops adjustment and fastening by male/female metal buckles.
- A sit strap linked to leg loops and a chest strap with adjustment and closing by automatic plastic buckle.

Polyamide/polyester straps.

Metallic buckles in zinc plated steel.

Reference	Size	Weight
H6TM	M-XL	1,05 kg
H6GT	XXL	1,10 kg

/ H6PRO **NEW**

FULL BODY HARNESS « PRO » MAINTENANCE

EN 361

Advantages

- Light harness integrating a dorsal pad with comfortable legs and shoulders.
- Easy and quick fastening/adjustment of harness by aluminium automatic buckles integrating locking indicator.
- Pocket for identification.
- Fall indicators on shoulders.
- Max user weight 140 Kg (including tools and equipment).
- Marking with tracking information and TAG NFC device in protective cover on back shoulders.

/ USE

Personal Protective Equipment against fall from height.
Full body harness. Suitable for maintenance works without work positioning (on facade/roof, in electricity source station...).
Equipment lifetime 10 years (from manufacturing date).

Reference	Size	Weight
H6PROPT	S	1,2 kg
H6PROTM	M - XL	1,3 kg
H6PROGT	XXL	1,4 kg

/ TECHNICAL SPECIFICATIONS

Full body harness with aluminium buckles and two fall arrest attachment points: 1 back by metal D-ring and 1 front by two webbing buckles to link.
Chest and leg loops adjustment and fastening by automatic buckles with locking indicator.

Fall indicators on back shoulders and transparent pocket for identification.
Under-gluteal strap linking the leg loops.
3D mesh Pad fabric on leg loops, shoulders and dorsal for better breathability.
Positioning loops for adjusting webbing ends.
Dorsal protective cover integrating the label information and identifying the place of NFC Tag (tracking device).





/ H6C PRO

FULL BODY HARNESS « PRO » MAINTENANCE
EN 361

Advantages

- Lightweight and very comfortable, incorporating quick-release buckles, fall indicators and an identification and checking system.

USE

Personal protective equipment against falls from a height.
Fall arrest harness with work positioning belt.

TECHNICAL SPECIFICATIONS

- Harness with aluminium buckle and two fall arrest attachment points:
- One dorsal point by metal thimble and one sternal point by two webbing loops to be connected.
 - Integrated belt with two work positioning points by metal thimble.
 - Adjustment and closure of the thigh, waist and sternum straps by automatic aluminium buckles.
 - Comfortable shoulder and thigh straps.
 - Fall indicators.

Reference	Size	Weight
H6C PRO-TM	M-XL	1,7 kg
H6C PRO-GT	XXL	1,8 kg



/ H1A L

FULL BODY HARNESS 180° FOR ELECTRICIAN WORKS
EN 361 / EN 358

Advantages

- Light harness with comfortable legs and elastic shoulders for free movement. Integrating a rotative work positioning belt.
- Easy and quick fastening of harness by automatic buckles.
- Pocket for identification.
- Fall indicators on shoulders.
- Marking with tracking information and TAG NFC device in protective cover on back shoulder.

USE

Personal Protective Equipment against fall from height.
Full body harness for lineworker working on electrical supports, with work positioning belt.

TECHNICAL SPECIFICATIONS

Full body harness with two fall arrest attachment points, one back metallic D-ring and two webbing sternal loops to link. Including a work positioning belt with 180° rotation and two metallic lateral D-ring attachment points. The vertical movement of the belt strap can be stopped by passing it through the webbing loops from waist ends. Elastic shoulders adjustment by metal slider buckles. Belt, leg loops and chest adjustment/fastening by automatic buckles. Fall indicators on back shoulders and transparent pocket for identification. Under-gluteal strap linking the leg loops. Large and comfortable waist belt providing a good support during work positioning, including accessory tool holders. 3D mesh Pad fabric on leg loops for better breathability. Positioning loops for adjusting webbing ends. Dorsal protective cover integrating the label information and identifying the place of NFC Tag (tracking device).

Reference	Size	Weight
H1A L-PT	S	2 kg
H1A L-TM	M - XL	2,1 kg
H1A L-GT	XXL	2,2 kg



/ H1AC

FULL BODY HARNESS 180° FOR ELECTRICIAN WORKS

EN 361 / EN 358

Advantages

- Light harness with comfortable legs and elastic shoulders for free movement, integrating a rotative work positioning belt.
- Easy and quick fastening/adjustment of harness by aluminium automatic buckles integrating locking indicator.
- Pocket for identification.
- Fall indicators on shoulders.
- Max user weight 140 Kg (including tools and equipment).
- Marking with tracking information and TAG NFC device in protective cover on back shoulders.

/ USE

Personal Protective Equipment against fall from height. Full body harness for lineworker working on electrical supports, with work positioning belt.
Intensive use. Equipment lifetime 10 years (from manufacturing date).

/ TECHNICAL SPECIFICATIONS

Full body harness with two fall arrest attachment points, one back metallic D-ring and two webbing sternal loops to link.
Including a work positioning belt with 180° rotation and two metallic lateral D-ring attachment points.

The vertical movement of the belt strap can be stopped by passing it through the webbing loops from waist ends.

Elastic shoulders adjustment by metal slider buckles. Belt, leg loops and chest adjustment and fastening by automatic aluminum buckle with locking indicator.

Fall indicators on back shoulders and transparent pocket for identification.

Under-gluteal strap linking the leg loops.

Large and comfortable waist belt providing a good support during work positioning, including accessory tool holders.

3D mesh Pad fabric on leg loops, shoulders and dorsal for better breathability.

Positioning loops for adjusting webbing ends.

Dorsal protective cover integrating the label information and identifying the place of NFC Tag (tracking device).

Reference	Size	Weight
H1ACPT	S	2,1 Kg
H1ACTM	M-XL	2,2 Kg
H1ACGT	XXL	2,3 kg
H1ACTGT	XXXL	2,4 Kg



/ H1A-TST

FULL BODY HARNESS WITH 180° SEAT BELT FOR HVA LIVE WORKING
EN 361 / EN 358

Advantages

- Light harness with comfortable legs and elastic shoulders for free movement. Integrating a rotative work positioning belt covering full waist size and comfortable large seat.
- Easy and quick fastening/adjustment of harness by aluminium automatic buckles integrating locking indicator.
- Pocket for identification.
- Fall indicators on shoulders.
- Max user weight 140 Kg (including tools and equipment).
- Marking with tracking information and TAG NFC device in protective cover on back shoulders.

/ USE

Personal Protective Equipment against fall from height. Full body harness for overhead HVA live working, with work positioning belt and seat. Equipment lifetime 10 years (from manufacturing date).

/ TECHNICAL SPECIFICATIONS

Full body harness with two fall arrest attachment points, one back metallic D-ring and two webbing sternal loops to link.

Including a work positioning belt with 180° rotation and two metallic lateral D-ring attachment points.

The vertical movement of the belt strap can be stopped by passing it through the webbing loops from waist ends.

Elastic shoulders adjustment by metal slider buckles. Belt, leg loops and chest adjustment and fastening by automatic aluminum buckle with locking indicator.

Fall indicators on back shoulders and transparent pocket for identification.

Under-gluteal strap linking the leg loops.

Large and comfortable waist belt providing a good support during work positioning, including accessory tool holders.

3D mesh Pad fabric on leg loops, shoulders and dorsal for better breathability.

Positioning loops for adjusting webbing ends.

Dorsal protective cover integrating the label information and identifying the place of NFC Tag (tracking device).

Reference	Size	Weight
H1ATST-PT	S	3,2 Kg
H1ATST-TM	M-XL	3,4 Kg
H1ATST-GT	XXL	3,6 kg





/ H3N

FULL BODY HARNESS FOR WORKS IN SUSPENSION.

EN 361 / EN 358 / EN 813

Advantages

- Ergonomic belt and shoulders, comfortable legs.
- Legs and belt fastening by quick release buckles with locking indicator.
- Fall indicator on the back.
- With a back connecting point for the restraint and evacuation.
- Max user weight up to 140kg (with tools and equipment).
- Identification pocket on the back integrating a NFC tag for data recording.

/ USE

Personal Protective Equipment against fall from a height.
Full body harness for works in suspension and work positioning

/ TECHNICAL SPECIFICATIONS

Two fall arrest attachment points by metal D-ring (1 back and 1 front) including a work positioning belt with two lateral and one ventral attachment points by metal D-rings. Belt and leg loops fastening/adjustment by quick release buckles with locking indicator. Fastening of the front part harness by ventral connector locking and shoulders adjustment by lever buckle. Height adjustment of the dorsal part and back leg loops by male/female metal buckles. The belt includes 10 strap and cord loop accessories and one back attachment point for restraint and evacuation.
4 connector holders on the shoulders.

Reference	Size	Weight
H3NPT	S	2 kg
H3NTM	M-XL	2,2 kg
H3NGT	XXL	2,4 kg



/ H7N

FALL ARREST, WORK POSITIONING AND SUSPENSION HARNESS

EN 361 / EN 358 / EN 813

Advantages

- Light, comfortable, with automatic safety buckles.
- Identification card for periodic inspections.

/ USE

Full body harness for linemen.

/ TECHNICAL SPECIFICATIONS

Full body harness with two fall arrest attachment points (1 back by metal D-ring and 1 front by two webbing buckles to link) including :

- A work positioning belt with two attachment points by metal D-ring and one ventral attachment point by two webbing buckles to link.
- Belt, chest and leg loops adjustment and fastening by automatic aluminium buckles.
- Shoulders adjustment by male/female metallic buckles.

The harness includes comfortable shoulders, leg loops and belt with rings loops and accessory hangers.

Reference	Size	Weight
H7NTM	M-XL	1,72 kg
H7NGT	XXL	1,80 kg





/ ABD1

TEAR WEBBING ENERGY ABSORBER WITH FIXED SAFETY LANYARD
EN 355

/ TECHNICAL SPECIFICATIONS

Polyamide tear webbing energy absorber, width 32mm, with an integrated fixed lanyard.
Fixed lanyard in polyamide kernmantle rope, diameter 10,5 mm.
On each end : a steel screw snap hook 18 mm ref. C1

Reference	Opening	Length	Weight
ABD118150	18 mm	1,50 m	640 g
ABD118200	18 mm	2 m	680 g



/ AMD1

GUIDED TYPE FALL ARRESTER
EN 353-2

/ USE

Device is designed for one person only and has to be used with Ø 12 mm work ropes.

/ TECHNICAL SPECIFICATIONS

Openable guided type fall arrester equipped with a screw snap hook (manual locking) opening 18 mm, ref. C1.

Reference	Description
AMD1	Guided type fall arrester



/ AMD110

GUIDED TYPE FALL ARRESTER ON BRAID ROPE
EN 353-2

/ TECHNICAL SPECIFICATIONS

Mobile fall arrester that can be opened with a connector with manual locking by means of an 18 mm opening screw, reference C1. Belay device made of 12 mm diameter polyamide rope, with a sewn-on loop at the upper end and a connector, reference C1. At the lower end a stop loop. Polyamide rope and metal buckle in galvanised and stainless steel.

Reference	Rope	Length	Weight
AMD110	D1-10	10 m	1,87 kg



/ BACKUP

FALL ARRESTER
EN 353-2 / EN 358 / EN 567

Advantages

- Light, safe and simple to use with only one hand.

/ USE

Installed on a static rope (EN 1891 compliant) with a diameter 10-11-12 mm, it allows the user to follow the user in his ascent and descent and to stop a fall. When the button is pressed, the device is in the « ascent » function only; it can then be used as a work positioning device (EN 358) or blocking (EN567).

/ TECHNICAL SPECIFICATIONS

Mobile fall arrester on flexible belay bracket (EN 353-2). Can be opened and closed/locked with connector (EN 362). Comes with a braided polyamide Ø10.5 mm belay rope. Includes a sewn loop with a C1 connector with manual locking by means of an 18 mm opening screw at the upper end and a stop knot at the lower end.

Main material: Stainless steel
Colour: black and orange

Reference	Rope length	Dimensions
BACKUP10	10 m	99,5 x 70 mm

For other rope lengths, please contact us.



/ AMT1

GUIDED TYPE FALL ARRESTER WITH ENERGY ABSORBER
EN 353-2

Advantages

- Allows for a long ascent and descent while minimising the height of fall.
- The slider has an integrated safety device which, when activated, stops the slider in the direction of descent and allows it to be maintained on the rope.

/ USE

Personal protective equipment against falls from a height.
Mobile fall arrester for use on 14/16 mm stranded rope, to be connected to the harness.

/ TECHNICAL SPECIFICATIONS

Openable mobile fall arrester with integrated energy absorber polyamide webbing, 30 mm wide, with an automatic connector with automatic locking by double latch, opening 18 mm. This device is designed for use on stranded rope diameter 14/16 mm according to EN353-2.

Reference	Description	Weight
AMT1	Guided type fall arrester with energy absorber	400 g



/ AMT110

GUIDED TYPE FALL ARRESTER WITH ENERGY ABSORBER ON TWISTED ROPE
EN 353-2

/ TECHNICAL SPECIFICATIONS

Mobile fall arrester with integrated energy absorber made of polyamide webbing, width 30 mm, with a connector with automatic locking by double latch, opening 18 mm.
Belay device made of 14 mm diameter polyamide rope, three strands, with a spliced loop at the top end, with a connector that locks manually with an 18 mm opening screw 18 mm, reference C1. At the lower end a stop loop. Polyamide rope and steel buckle

Reference	Rope	Length	Weight
AMT1	T1-10	10 m	2.580 kg



/ ARC

STEEL CABLE RETRACTABLE TYPE FALL ARRESTER
EN 360

/ TECHNICAL SPECIFICATIONS

Retractable 10/20/30 meters galvanised steel cable, diameter 4 mm, with an aluminium and galvanised steel twist lock snap hook (automatic locking) integrating a swivel function with a fall indicator.
Plastic casing

Reference	Length	Weight
ARC110	10 m	5.50 kg
ARC220	20 m	11.45 kg
ARC330	30 m	11.85 kg



FALL PROTECTION

LINKING DEVICES FALL ARRESTERS



/ ARS1

WEBBING RETRACTABLE FALL ARRESTER
WITH ENERGY ABSORBER 2,25 M
EN 360

/ TECHNICAL SPECIFICATIONS

Retractable 2,25 meters polyamide webbing, width 45mm, integrating an energy absorber with an aluminium double trigger automatic locking snap hook, opening 22 mm and swivel function.

Plastic casing with a steel screw connector (manual locking) opening 18 mm reference CL.

Reference	Thickness	Height	Width	Weight
ARS1	80 mm	670 mm	110 mm	1,250 kg



/ ARS3

WEBBING RETRACTABLE FALL ARRESTER 6 M
EN 360

/ TECHNICAL SPECIFICATIONS

Retractable 6 meters polyester/kevlar webbing, width 17 mm, with a double trigger automatic locking snap hook connected on a swivel eye integrating a fall indicator.

Plastic casing with hot forged aluminium with swivel eye and steel screw snap hook (manual locking) opening 18 mm.

Reference	Thickness	Height	Width	Weight
ARS3	70 mm	520 mm	160 mm	1,7 kg



/ ANS2

ANCHORAGE WEBBING SLING
EN 795 – CLASS B



/ TECHNICAL SPECIFICATIONS

Polyamide anchorage webbing sling, width 20 mm.

Reference	Colour	Length	Weight
ANS2050	Orange	0,5 m	60 g
ANS2080	Blue	0,8 m	100 g
ANS2100	Green	1 m	130 g
ANS2120	Yellow	1,20 m	150 g
ANS2150	Red	1,50 m	190 g
ANS2200	Purple	2 m	250 g



/ C185

INSULATED ANCHOR CONNECTOR OPENING 83 MM
EN 795 – CLASS B

/ TECHNICAL SPECIFICATIONS

Anchoring device type B, in galvanised steel insulated with PVC, with an attachment eyelet diameter 18 mm, finger opening 83 mm. Closing by a safety latch operated by a lever articulated with a ring of diameter 68 mm, allowing by means of a stick combined with a hook system (type EI-C185), to open and close the connector remotely from the ground.

Reference	Weight
C185	Insulated anchor connector 83 mm



/ C7

BLACK ALUMINIUM CONNECTOR SIDE OPENING 27 MM

/ TECHNICAL SPECIFICATIONS

Aluminium base connector, a symmetric shape, opening 27 mm, automatic locking with rotating ring.

Reference	Dimensions (mm)	Peso (g)
C7	119 x 75 mm	95 g



/ C1

GALVANIZED STEEL CONNECTOR, OPENING 18 MM
EN 362 – CLASS B

/ TECHNICAL SPECIFICATIONS

Basic connector, length 110 mm with manual locking by screw.

Reference	Opening	Dimensions	Weight
C1	18 mm	110 x 60 mm	180 g



/ C2

ALUMINIUM ALLOY CONNECTOR OPENING 24 MM
EN 362 – CLASS B

/ TECHNICAL SPECIFICATIONS

Basic connector, length 113 mm with automatic locking by turning ring (1/4 turn).

Reference	Opening	Dimensions	Weight
C2	24 mm	113 x 73 mm	80 g



FALL PROTECTION

ANCHORS AND CONNECTORS WORK POSITIONING TOOLS



/ FINCH+SHELTER

GRADUALLY ADJUSTABLE WORK POSITIONING LANYARD
EN 358 / EN 795

Advantages

- Equipped with a regulator with a control handle that allows a smooth and tear-free gliding of the rope end, as soon as it is released, locks the position.
- Allows to adjust the rope easily, even under tension.

/ USE

Personal protective equipment against falls from a height. Lanyard for work positioning.

Certified for use as an adjustable work positioning lanyard. Work positioning lanyard EN 358, temporary anchorage EN 795-B and horizontal lifeline EN 795-C.

/ TECHNICAL SPECIFICATIONS

Work positioning lanyard in polyamide rope 11 mm diameter with a sewn end connector light alloy with double locking 21 mm opening, and at the other end a stopper.

With light alloy turnbuckle integrating a handle and with a 21 mm opening connector with manual screw lock.

Reference	Length	Weight
FINCH+SHELTER-200	2 m	710 g
FINCH+SHELTER-300	3 m	790 g
FINCH+SHELTER-400	4 m	870 g
FINCH+SHELTER-500	5 m	950 g



/ C62C1

LANYARD SECURING ROPE WITH CONNECTOR
EN 354

/ TECHNICAL SPECIFICATIONS

Polyamide lanyard Ø 12 mm with a removable C7 connector with 27 mm opening, automatic locking by rotating ring.

1 loop spliced at each end, identification label fixed on the splice and protected by a transparent heat-shrinkable sheath.

Reference	Connector	Length	Lanyard Diameter	Weight
C62C1	C1	1,50 m	12 mm	365 g
C62A	C7	1,50 m	12 mm	280 g



/ LD1

WORK POSITIONING LANYARD IN BRAIDED ROPE
EN 358

/ TECHNICAL SPECIFICATIONS

Work positioning lanyard in 12 mm diameter polyamide rope, with steel tensioner and zinc-plated steel connector with manual locking by means of an 18 mm opening screw, reference C1.

The upper end of the lanyard has an integrated connector with automatic locking by means of a double latch with an 18 mm opening, and the lower end has a locking knot. Polyamide rope and metal buckle in galvanised steel.

Reference	Length	Weight
LD1200	2 m	1 kg
LD1400	4 m	1,2 kg



/ LT1

WORK POSITIONING LANYARD IN TWISTED ROPE

EN 358

/ TECHNICAL SPECIFICATIONS

Work positioning lanyard made of 14/15 mm diameter polyamide stranded rope, with stainless steel turnbuckle and zinc-plated steel connector with manual locking by means of 18 mm opening screw reference C1. At the upper end of the lanyard there is an integrated connector in galvanised steel with automatic locking by means of a double latch with an opening of 18 mm and at the lower end there is a stop knot.

Reference	Length	Weight
LT200	2 m	1.080 kg
LT400	4 m	1.330 kg



/ C4D

WORK POSITIONING BELT

EN 358

/ TECHNICAL SPECIFICATIONS

- Belt integrating a full grain leather backpad for optimal support of the waist.
 - High resistance retaining strap sewn between 2 thicknesses of leather equipped with 2 D-rings acting as lateral attachment points with large diameters for an easy connection with a lanyard.
 - Reinforced seams with copper rivets for better resistance.
 - Belt adjustment and fastening by metal roller pin buckle.
 - 2 accessory holders by metal D-rings
- Materials : belt in leather and metal buckles in zinc plated steel.

Reference	Weight
C4D	1500 g
C4DA	1500 g



/ C65

WORK POSITIONING BELT

C 18435 / EN 358

/ USE

This belt is designed for all work requiring work positioning.

/ TECHNICAL SPECIFICATIONS

Vegetable leather backrest with 4 dices to allow this belt to be to hang for use as a double belt called « American belt » when live working. This backrest also includes 2 rings for service rope or tools. This belt allows different combinations, namely models 2 or 3 of the reference C67.

Reference	Size	Average weight
C65TM	Medium : 950/1250 mm	2,3 kg

/ Option :

Reference	Description
OPI-C65	Additional leather belt



/ RESCUEWHEEL-20

NEW

EVACUATION KIT WITH HAND WHEEL
AND ROPE 20 M

EN 341-CLASS A - EN 1496-CLASS B


/ USE

Completes kit for downspout by descent consisting of a descender with hand wheel, facilitating the recovery of the victim and allowing a fast and quick and easy to use.

/ TECHNICAL SPECIFICATIONS

Maximum descent height 20 m.

Reference	Description
RescueWheel-20	Evacuation kit with hand wheel and rope 20 m



/ KSAFE01-20

EMERGENCY KIT FOR 20 M HEIGHT
EN 362 / EN 795 / EN 12278 / EN 567

Advantages

- Complete set containing the EASYUP haul system to ease the victim elevation, and the INDYEVO anti-panic descender.

/ USE

Emergency set for the evacuation of a fallen worker suspended to its working space.

/ TECHNICAL SPECIFICATIONS

Emergency kit for max. 20 m height.

/ This kit contains :

Reference	Description
TSAFE	Evacuation harness
ANS2200	Anchorage webbing sling 2 m
EASYUP	Haul system with 2 double pulleys
C2 x2	2 connectors opening 24 mm
C1 x2	2 connectors opening 18 mm
CORSTA10520	Static rope 20 m
INDYEVO	Anti-panic descender
SAFECUT	Knife
TS75	Equipment carrier bag, 42L

Reference	Description
KSAFE01-20	Emergency kit for 20 m height



/ INDYEVO

ANTI-PANIC DESCENDER

EN 341 / 2A - EN 12841/C

/ TECHNICAL SPECIFICATIONS

Manually operated descender with anti-panic handle. The descender is locked either by releasing the handle or by pressing hard on the handle. It must be used with a static rope (EN 1891 compliant) of 10.5/11 mm diameter. INDYEVO also conforms to EN 12841/C (for rope access and work). In this configuration it must be used with a static rope (EN 1891 compliant). In this configuration it should be used with a static rope (EN 1891 compliant) of 10 to 12 mm diameter.

Main material: Stainless steel

Reference	Dimensions	Weight
	195 x 58 x 30 mm	450 g



/ SPARROW 200R

SELF-BRAKING DESCENDER UP TO 200 KG

EN 341 / EN 12841

Advantages

- Lightweight, with multifunction automatic return handle.
- Maximum load : 200 kg, which allows two people to descend simultaneously.
- Maximum descent height : 180 m.

/ USE

Personal protective equipment against falls from a height. Lanyard for work positioning. Certified for use as an adjustable work positioning lanyard. Work positioning lanyard EN 358, temporary anchorage EN 795-B and horizontal lifeline EN 795-C.

/ TECHNICAL SPECIFICATIONS

- Equipped with a retractable friction point which, during descent, creates additional friction on the rope, without the need for an additional connector. The shape of the friction point has been improved for even more effective rope control.
- Multi-function control handle with automatic return system, enabling the user to descend at a controlled speed and stop at the workstation without the need for a locking key.
- EBS (Extraordinary Braking System) safety system which activates when the handle is accidentally pulled to its maximum, thus reducing rather than increasing descent speed.
- Equipped with a safety lever on the movable flange that facilitates rope installation when passing through fractures.

Reference	Dimensions	Weight
SPARROW200R	87 x 179 mm	529 g



FALL PROTECTION

WORK POSITIONING WORK POSITIONING BELTS



/ TSAFE

EVACUATION HARNESS
EN 1498 CLASS B

/ USE

Emergency situation, evacuation of people working at height.

The evacuation is done by a single person.

/ TECHNICAL SPECIFICATIONS

Elastic straps.
Maximum load : 130 kg

Reference	Dimensions
TSAFE	1310 x 670 mm



/ CORSTA105

STATIC ROPE 10,5 MM
EN 1891 TYPE A

/ TECHNICAL SPECIFICATIONS

Polyamide
Breaking load : 3000 daN (kg)
Resistance with sewn ends : 2400 daN (kg)
Weight per metre : 65 g
Extremities with plastic sleeve, safety stitching protected by a heat-shrink tubing or by a figure-eight knot.

Reference	Length
CORSTA10510	10 m
CORSTA10520	20 m
CORSTA10530	30 m
CORSTA10550	50 m
CORSTA105100	100 m



/ PPE TRANSPORT BAGS



TS10GL



SDP-40



STT-100N



TS75

Reference	Volume	Equipment
STT-100N	100 L	Helmet, shoes, goggles, mask, vest, gloves, insulating mat, clothing, harness
STT-80	80 L	Helmet, shoes, goggles, mask, vest, gloves, insulating mat, clothing, harness
ST-100	100 L	Helmet, shoes, goggles, mask, vest, gloves, insulating mat, clothing, harness
ST-80	80 L	Helmet, shoes, goggles, mask, vest, gloves, insulating mat, clothing, harness
S509NM	80 L	Helmet, shoes, goggles, mask, vest, gloves, insulating mat, clothing, harness
SAD-22	22 L	Helmet, glasses, mask, vest, gloves, insulating mat
SAD-409	30 L	Helmet, shoes, goggles, mask, vest, gloves, insulating mat, clothing, harness
TS10	Adapted	Short insulating gloves
TS10GL	Adapted	Long insulating gloves
TS75	42 L	Fall arrest equipment, lanyards, harnesses

These bags are designed and adapted for the transport of PPE (personal protective equipment) such as gloves, clothing, shoes, helmets and goggles, harnesses, insulating mats, protection equipment..... Bags of different volumes and adapted transport solutions, for comfortable transport and optimal protection of equipment, while respecting the practicality and ergonomics expected by users.



/ STEPIR-16 NEW

EQUIPMENT CARRYING BAG

EN361 / EN358



/ TECHNICAL SPECIFICATION

Equipment bag, coated canvas, with drawstring closure.
Adjustable webbing shoulder straps. Useful volume 16 L

Reference	Dimensions	Volume	Weight
STEPIR-16	42 x 40 cm	16 L	0,4 Kg

/ STEPI-16 NEW

EQUIPMENT CARRYING BAG

EN361 / EN358



/ TECHNICAL SPECIFICATION

Equipment bag, coated canvas, with drawstring closure.
Adjustable webbing shoulder straps. Useful volume 16 L

Reference	Dimensions	Volume	Weight
STEPI-16	42 x 40 cm	16 L	0,4 Kg

FIREFIGHTERS



**/ SAT-72** **NEW****BAG FOR TRANSPORTING PIPES****Advantages**

- High-strength Tarpaulin-type canvas bag (840 g/m²), with a large capacity of around 72 litres.
- With a large main compartment for 4 hoses, diameter 45 mm, length 20 m, with nozzle.
- Reinforced bag and bottom protected by 3 strips. Self-gripping quick-opening system.

/ USE

This bag is ideal for storing and transporting firefighting equipment (hoses and hosepipes).

Reference	Dimensions	Description
SAT-72	79 x 42 x 26 cm	2,95 kg

**/ SET-55**
SIT-100

TRAINING BAG FOR PPE TRANSPORTING - 55 L & 100 L

/ USE

This bag is ideal for storing and transporting Personal Protective Equipment (PPE) such as clothing, shoes/boots, helmets and gloves....

Reference	Volume	Dimensions	Weight
SET-55N	55 L	57 x 33 x 30 cm	1,65 kg
SIT-100	100 L	70 x 40 x 35 cm	2,2 kg

/ SEDT-55
SIDT-100

TRAINING BAG FOR PPE TRANSPORTING - 55 L & 100 L

/ USE

This bag is ideal for storing and transporting Personal Protective Equipment (PPE) such as clothing, shoes/boots, helmets and gloves....

Reference	Volume	Dimensions	Weight
SEDT-55N	55 L	57 x 33 x 30 cm	1,65 kg
SIDT-100	100 L	70 x 40 x 35 cm	2,2 kg



/ SITT-100 NEW

CARRYING TROLLEY BAG FOR PPE - 100L

Advantages

- Bag made from high-strength polyester fabric (> 900 denier, PVC coating), with a large capacity of around 100L.
- With a large main compartment for clothes and separate compartments for boots, helmet. Maximum load capacity 25 kg.



/ USE

This trolley bag is ideal for storing and transporting PPE such as clothing, shoes/boots, helmets and gloves...

/ TECHNICAL SPECIFICATIONS

INTERIOR :

- Bottom and sides reinforced with a rigid polyethylene structure that can be folded down to reduce the volume of the bag for transport and storage.
- One grid pocket under flap with zip and slider;
- On the large fixed side of the flap, a grid pocket with hook-and-loop fastening and a slip pocket measuring 31*22 cm with zip and slider closure;
- On one side, a helmet compartment with lace and clip fastening.
- On the other side, a boot pocket with access from the outside of the bag;

OUTSIDE :

- Raised bottom protected by two sliders;
- One short side features a label holder, a moulded handle and a kangaroo pocket with ventilation grid and zip closure and 2 sliders.
- On the opposite side, a base with feet and wheels for trolley transport;
- Two 38 mm wide webbing handles that can be joined by a comfort pad with hook-and-loop system

Reference	Colour	Dimensions	Weight
SITT-100N	Black	80 x 43 x 37 cm	3,9 kg



/ SM-110

SAILOR'S CLOTHING BAG - 110 L

Advantages

- High-strength polyester canvas bag
- Maximum load capacity 25kg.

/ USE

The bag is ideal for transporting clothes.

Reference	Colour	Dimensions	Weight
SM-110N	Black	34 x 104 x 34 mm	1,15 kg

/ SDP-40 NEW

BACKPACK FOR PPE TRANSPORTING - 40 L

Advantages

- High-strength polyester canvas bag.
- Large main compartment for clothes and separate compartments for boots, gloves.
- Max. load capacity 25 Kg.

/ USE

This backpack is ideal for storing and transporting Personal Protective Equipment (PPE) such as clothing, shoes/boots, helmets and gloves.

Reference	Colour	Dimensions	Weight
SDP-40	Black	35 x 51 x 23 cm	1,2 kg





made in France

**/ CPA**

BELT FOR ACCESSORIES

/ USE

Fire belt for accessories and accumulator.
Enables Firefighter Liaison to the "lifeline".

Reference	Description
CPA	Belt for accessories

made in France

**/ CPAR**

BELT FOR ACCESSORIES WITH REFLECTIVE ELEMENT

/ USE

Fire belt for accessories and accumulator.
Enables Firefighter Liaison to the "lifeline".

Reference	Description
CPAR	Belt for accessories with reflective element

made in France

**/ CI326-2**

INTERVENTION BELT

EN 358

/ USE

Stainless steel buckles for long service life.
Patented ventral buckle ensures the wearer's safety during work, integrating belt closure, adjustment and ventral attachment.
Two fixed side hooks. 85 mm wide cotton backrest with grey retro-reflective strips. Adjustable polyester safety strap, 45mm wide.

Reference	Min/max waist size	Weight
CI326-2-1	80 - 95 cm	0,74 kg
CI326-2-2	95 - 110 cm	0,78 kg
CI326-2-3	110 - 125 cm	0,83 kg
CI326-2-4	125 - 140 cm	0,87 kg
CI326-2-TU	85 - 120 cm	0,84 kg



/ LCR-HVO-180 **NEW** LCR-HVJ-180

ADJUSTABLE LANYARD 1,8 M

EN 354 / EN 358



/ USE

Adjustable securing and work-holding lanyard used in fire-fighting operations.

/ TECHNICAL SPECIFICATIONS

Adjustable-length, 12 mm-diameter polyester rope lanyard, with an automatic aluminium/zinc-plated steel connector at each end, with double safety latches and a 24 mm opening. Integrated NFC marking and tag protected by hook-and-loop fastener. Coloured rope for improved visibility when working. Maximum length 1.8 m.

Reference	Colour	Min/Max length	Weight
LCR-HVO-180	Orange	1 - 1,8 m	0,65 kg
LCR-HVJ-180	Yellow		

/ LSPCC **NEW**

LOT DE SAUVETAGE ET DE PROTECTION
CONTRE LES CHUTES AVEC DESCENDEUR
À COMMANDE ANTI-PANIQUE

EN 1891 / EN 361 / EN 362 / EN 341 / EN 1498 / EN 12278
/ EN 795 ET EN 566



/ USE

The "LSPCC" (rescue and fall protection kit) is a piece of equipment used in the rescue field. It is used to evacuate a victim in danger. The equipment is heavy and strong, enabling firefighters to carry out their duties quickly, even in extreme situations before the GRIMP arrives. This new generation of rescue kit includes a manual descender with rope lock function and a backpack for attaching a seal. An NFC tag ensures traceability and maintenance of the equipment or any other information.



/ This kit contains :

Reference	Description	LSPCCJ (basic package for pump, VID and VSR machines)	LSPCCB (batch for MEA, EPAS, EPC, BEA, etc.)	LSPCCR (Batch for MEA, EPAS, EPC, BEA...)
SLPCC	Backpack	SJ-LSPCC Yellow	SB-LSPCC Blue	SR-LSPCC Red
CORSTATIO	Static rope Timm	CORSTATIO-30 Length 30 m	CORSTATIO-60 Length 60 m	CORSTATIO-80 Length 80 m
ANS2080	Anchorage ring blue 0,80 m	x 3	x 6	x 6
ANS2150	Anchorage ring 1,50m red		x 3	x 3
ORBITER F	Single fixed pulley			
SPARROW 200R	Anti-panic descender	x 1	x 1	x 1
H6PRO	Automatic buckles harness		x 2	x 2
T-SAFE	Rescue triangle		x 1	x 1
AZ012	Screw connector	x 6	x 9	x 9
C2	Automatic connector	x 1	x 1	x 1



/ SDTJ-LS SDTB-LS SDTR-LS

BAG FOR TRANSPORTING RESCUE EQUIPMENT

/ TECHNICAL SPECIFICATIONS

Backpack for carrying rescue kit equipment used in high-altitude victim evacuation operations: rope, harness, evacuation triangle, connectors, descender, anchoring rings, pulley, etc.



Reference	Description
SDTJ-LS	Bag for transporting rescue equipment
SB-LS50	
SR-LS50	



/ SEPI

FIRST INTERVENTION BREAK-IN BAG FOR FIREFIGHTERS

/ USE

For firefighter interventions, this bag allows storage and the transport of tools of the first intervention break-in type: halligan tool, mass and bolt cutter.

/ TECHNICAL SPECIFICATIONS

Roll-up leather bag, with interior storage fixed by copper rivets:

- Storage on the front part for the bolt cutter (length ≈ 60cm) with closing strap and self-gripping element;
- Storage on the central part for attaching "Halligan" tool (length ≈ 91cm) and sledgehammer (length ≈ 90cm) with 45 mm wide retaining and tightening strap, metal loops and self-gripping system;
- Closure of the bag by 3 straps 45mm wide with metal loops and self-gripping;
- On the top of the bag a webbing handle and a 45mm shoulder strap adjustable by automatic metal buckle and incorporating a comfort foam for shoulder pad.

Reference	Dimensions	Weight
SEPI	Close : 80 x 15 x 12 cm / Open : 80 x 44 cm	1,5 kg (without tools)



/ KAIRBAG

AIR BAG PROTECTION KIT FOR LV AND HV

Advantages

- Complete, easy-to-use kit, protected and transported in a case with identification label (year of manufacture)

/ USE

AIR BAG protection kit for firefighting operations on cars and trucks.

/ TECHNICAL SPECIFICATIONS

Kit includes two sizes of steering wheel covers: one for light vehicles (LV) and one for heavy vehicles (HV). High-strength PVC-coated canvas steering wheel cover with safety webbing reinforcements and safety seams, incorporating a claw buckle tightening strap and identification label (year of manufacture).

Plastic carrying case.

Reference	Weight
KAIRBAG	9 g





/ UNITAG

ELECTRO-ALERT DETECTOR FOR SAFE APPROACH OF DISTRIBUTION INSTALLATION (LV/HV)

1000V CAT IV - IP65

Advantages

- Sound and light alert on voltage presence.
- UNITAG 1000V for using on networks.
- Can be used by hands or on insulating stick.
- Indication of detection level.
- Tip length designed for access to LV panel and test point.
- Audible beeping speed proportional to the level of detection.
- Visual indication of level of detection on a bright LED bar graph.
- Automatic self-test when switched on with green LED indication.
- Multi purpose detector : street light, insulating twisted cables, rescue team, fire fighters...



/ USE

UNITAG is a unipolar detector designed to test the presence of phase on insulated or bare LV conductors. The level of detection is indicated by a LED bargraph and a beeping sound which speed increases as device approaches a live source. It is commonly used for detecting stray voltage on poles and cross arms, conductor disconnection on overhead insulated LV conductors. UNITAG will not replace a standard "proving dead" device but is an ideal complement to bipolar LV detector.

/ TECHNICAL SPECIFICATIONS

- AC system
- AC mains frequency : 50-60 Hz
- Field of use : from 50V up to 1000V
- Detection by direct contact at 50V
- CAT IV 1000V
- IP65
- Temperature : - 15 °C to +45 °C
- 2 x LRO3 1.5 volt alkaline (AAA)
- Delivered with soft bag suitable for belt fixing.




Reference	Type of use	User manual*	Dimensions	Weight
UNITAGHFE	Hand-held	Pack F	227 x 45 x 37 mm	160 g
UNITAGUFE	Hand-held + stick interface		241 x 67 x 51 mm	210 g
UNITAGUFX	Hand-held soft shell + telescopic stick		51 x 67 x 1100 mm	710 g

/ Accessories

Reference	Description	Weight
CPUNITAGUO	Protective shell UNITAG. Universal adapter	100 g

* Pack F : User manual FR/GB/DE/ES/PT/PL - Pack G : User manual GB/FR/DE/IT/NL/AR/TR





LOCKOUT TAGOUT TRYOUT

- 108 LOCKOUT PADLOCKS
- 115 MAGNETIC LOCKING SYSTEMS
- 120 LOCKOUT - TAGOUT ACCESSORIES



/ CS-KA / CS-KD NEW

LOCKOUT PADLOCKS WITH INTERCHANGEABLE SHACKLE SYSTEM



/ TECHNICAL SPECIFICATIONS

- Non-metallic body padlock, with the possibility of 9 interchangeable shackles, to be chosen when ordering.
- Shackles available in 2 materials: metal or composite.
- 8 colours available.
- High security keys.

THE KEY SYSTEMS

On the lockout padlock market, it is usual to see two different key systems. The 2 key systems are available for all our PENTA padlocks.

- KEYED DIFFERENT PADLOCKS



Each padlock has its own unique key. The key can only open one padlock and no others.

- KEYED ALIKE PADLOCKS Padlock WITH NUMBERED KEYS



The padlock and the key are numbered. Only a key bearing the same number as the padlock can open it. A same key can thus open a set of padlocks bearing the same number, thereby simplifying the management of keys.

THE FIRST LOCKOUT PADLOCK WITH INTERCHANGEABLE SHACKLE

This feature allows the quick adaptation of the shackle to the installation to lock out without needing to change the padlock

We offer 7 different shackles that adapt to all our padlocks:

- Height 36 or 72 mm
- Metal or composite material
- 4.5 mm or 6 mm diameter or ultra-thin Ø 1.4 mm cable

Pressing the push button on the front face once releases the shackle when the padlock is open in order to replace the shackle,



AN EXCLUSIVE DATING SYSTEM

We have developed a padlock that has a built-in dating wheel function that is exclusive on the market which brings 2 benefits in the field:

- Installation time saving
- Permanent information : the date is impossible to change when the padlock is closed.



We also offer a classic lockout padlock without a dater function.

CUSTOMISE YOUR PADLOCKS

We offer to customise your lockout padlocks using laser engraving to add a lockout supervisor name, a company name or a training organisation name. Under specific conditions, please contact us.





LOCKOUT PADLOCKS WITH DATER

INTERCHANGEABLE SHACKLES

Adapt your padlock using our interchangeable shackles:

- Metal or composite material
- Diameter : 4.5 or 6 mm
- Height : 38 or 76 mm or Ø 1.4 mm wire for thinner holes

SECURITY KEYS

- Over 1 million possible blade profile variations
- Captive key system and automatic return cylinder
- Punch colour identical to the padlock colour

ULTRA-STRONG COMPOSITE BODY

Non-conductive, UV, hydrocarbon and extreme environment resistant

- Height : 54 mm
- Width : 46 mm
- Thickness : 21 mm
- Weight : 80 g

EXCLUSIVE DATER SYSTEM

Set the date during the lockout to gain peace of mind about information protection.

LOCKOUT TAG

- Lockout warning
- Supervisor identification
- Heavy duty tags: UV and abrasion resistant
- Set of 6 languages



ALL THE COLOUR AND SHACKLE LINE AVAILABLE





HOW TO ORDER YOUR PADLOCK

1. Select the body model



/ CLASSIC PADLOCK
Code : CS



/ DATER PADLOCK
Code : CD

2. Select the key system (and the padlock number)



/ KEYED DIFFERENT
PADLOCKS
Code : KD



/ KEYED ALIKE PADLOCKS
Code : KA + add the required key n°
From 0301 to 0332 (please contact us for
specific key numbers)

3. Select your colour



Orange
Code : 1
(CS/CD)



Red
Code : 2
(CS/CD)



Blue
Code : 3
(CS)



Green
Code : 4
(CS)



Yellow
Code : 5
(CS)



Brown
Code : 6
(CS)



White
Code : 7
(CS)



Black
Code : 8
(CS)

4. Select the shackle fitted to the padlock | 5. Add extra shackles if you so require (optional)



Shackle code	Shackle material	Shackle inside height	Shackle diameter
M438	Metal	38 mm	4,5 mm
M638	Metal	38 mm	6 mm
M476	Metal	76 mm	4,5 mm
M676	Metal	76 mm	6 mm
P438	Composite	38 mm	4,5 mm
P638	Composite	38 mm	6 mm
P476	Composite	76 mm	4,5 mm
P676	Composite	76 mm	6 mm
FI	Cable wire	38 mm	1,4 mm

• Mounted shackle : code of the shackle to be added to the padlock reference.
• Additional shackles : the shackles must be ordered individually.

6. Customise your padlock if required (optional)

BREAKDOWN OF A COMPLETE REFERENCE





LOCKOUT PADLOCK REFERENCES



/ CLASSIC - KEYED DIFFERENT

Reference	Choice of colours (corresponding code)	Shackle material	Shackle inside height	Shackle diameter
CS-KD-x-M438	Orange (1) Red (2) Blue (3) Green (4) Yellow (5) Brown (6) White (7) Black (8)	Metal	38 mm	4,5 mm
CS-KD-x-M476		Metal	76 mm	4,5 mm
CS-KD-x-M638		Metal	38 mm	6 mm
CS-KD-x-M676		Metal	76 mm	6 mm
CS-KD-x-P438		Composite	38 mm	4,5 mm
CS-KD-x-P476		Composite	76 mm	4,5 mm
CS-KD-x-P638		Composite	38 mm	6 mm
CS-KD-x-P676		Composite	76 mm	6 mm
CS-KD-x-FI		Metal wire with vinyl sheath	70 mm	1,4 mm

Replace the reference x by the required colour code as shown in the table (1 to 8). The padlock is supplied with 1 shackle, 1 key and 1 set of lockout tags in 6 languages.



/ CLASSIC - KEYED ALIKE

Reference	Available key numbers	Choice of colours (corresponding code)	Shackle material	Shackle inside height	Shackle diameter	
CS-KA#-x-M438	0301 to 0332	Orange (1) Red (2) Blue (3) Green (4) Yellow (5) Brown (6) White (7) Black (8)	Metal	38 mm	4,5 mm	
CS-KA#-x-M476			Metal	76 mm	4,5 mm	
CS-KA#-x-M638			Metal	38 mm	6 mm	
CS-KA#-x-M676			Metal	76 mm	6 mm	
CS-KA#-x-P438			Composite	38 mm	4,5 mm	
CS-KA#-x-P476			Composite	76 mm	4,5 mm	
CS-KA#-x-P638			Composite	38 mm	6 mm	
CS-KA#-x-P676			Composite	76 mm	6 mm	
CS-KA#-x-FI				Metal wire with vinyl sheath	70 mm	1,4 mm

Replace the reference # by the required key number (4 digits). For specific key numbers, contact us. Replace the reference x by the required colour code as shown in the table (1 to 8). The padlock is supplied with 1 shackle, 1 key and 1 set of lockout tags in 6 languages.



/ WITH DATER - KEYED DIFFERENT

Reference	Choice of colours (corresponding code)	Shackle material	Shackle inside height	Shackle diameter	
CD-KD-x-M438	Orange (1) Red (2)	Metal	38 mm	4,5 mm	
CD-KD-x-M476		Metal	76 mm	4,5 mm	
CD-KD-x-M638		Metal	38 mm	6 mm	
CD-KD-x-M676		Metal	76 mm	6 mm	
CD-KD-x-P438		Composite	38 mm	4,5 mm	
CD-KD-x-P476		Composite	76 mm	4,5 mm	
CD-KD-x-P638		Composite	38 mm	6 mm	
CD-KD-x-P676		Composite	76 mm	6 mm	
CD-KD-x-FI			Metal wire with vinyl sheath	70 mm	1,4 mm

Replace the reference x by the required colour code as shown in the table (1 to 8). The padlock is supplied with 1 shackle, 1 key and 1 set of lockout tags in 6 languages.



/ WITH DATER - KEYED ALIKE

Reference	Available key numbers	Choice of colours (corresponding code)	Shackle material	Shackle inside height	Shackle diameter	
CD-KA#-x-M438	0301 to 0332	Orange (1) Red (2)	Metal	38 mm	4,5 mm	
CD-KA#-x-M476			Metal	76 mm	4,5 mm	
CD-KA#-x-M638			Metal	38 mm	6 mm	
CD-KA#-x-M676			Metal	76 mm	6 mm	
CD-KA#-x-P438			Composite	38 mm	4,5 mm	
CD-KA#-x-P476			Composite	76 mm	4,5 mm	
CD-KA#-x-P638			Composite	38 mm	6 mm	
CD-KA#-x-P676			Composite	76 mm	6 mm	
CD-KA#-x-FI				Metal wire with vinyl sheath	70 mm	1,4 mm

Replace the reference # by the required key number (4 digits). For specific key numbers, contact us. Replace the reference x by the required colour code as shown in the table (1 to 8). The padlock is supplied with 1 shackle, 1 key and 1 set of lockout tags in 6 languages.



/ Accessories

Reference	Description
C222	Labels for padlocks

Reference	Shackle	Body width	Body height	Shackle height	Key retaining padlock	Weight
C406V	Composite Ø 6 mm	38 mm	44 mm	38 mm	Yes	72 g
C410V	Steel Ø 6 mm			76 mm		108 g
C410VLT			76 mm	38 mm		128 g
C41V				76 mm		105 g
C41VLT		Composite Ø 4,76 mm	35 mm	48 mm	No	125 g
C412V	38 mm					70 g
C31V	76 mm					75 g
C31VLT	Steel Ø 6 mm					90 g

Other colours available on request.

/ COMPOSITE BODY
PADLOCKS

VARIOUS OTHER PADLOCKS

Advantages

- For models with composite shackle : all components are non conductive.
- 4,76 mm diameter shackle fits more applications.

/ USE

Device for the mechanical locking in open position of separation devices.

/ TECHNICAL SPECIFICATIONS

Composite body padlock, colour : orange.

Chemicals resistant, corrosion resistant, UV-stable padlock, withstands extreme temperatures.

Key retaining -ensures that padlock is not left unlocked.

Supplied with a set of padlock labels « Danger » and « Locked out » in English, Arabic, French and Spanish.

Delivered with 1 key.



/ Accessories

Reference	Description
C222	Labels for padlocks
CC1—	Colour coded key (code to be precised)

Reference	Key numbers available	Shackle	Shackle height	Dimensions	Weight
C410B—	252 to 263	Hardened steel Ø 6 mm	38 mm	90 x 38 x 20 mm	96 g
C406B—	240 to 251	Composite Ø 6 mm			
C410BLT—	264 to 275	Hardened steel Ø 6 mm	76 mm	132 x 38 x 20 mm	116 g

/ COMPOSITE BODY
PADLOCKS

OTHER PADLOCKS WITH NUMBERED KEYS

Advantages

- For model with composite shackle : all components are non conductive (body and shackle) for dielectric protection.

/ TECHNICAL SPECIFICATIONS

Composite body padlock, colour : orange.

Chemicals resistant, corrosion resistant, UV-stable padlock, withstands extreme temperatures.

Key retaining -ensures that padlock is not left unlocked.

Supplied with a set of padlock labels « Danger » and « Locked out » in English, Arabic, French and Spanish.

Delivered without the keys, the keys have to be ordered separately or as part of a set.

Possibility of 4, 6 or 10 padlocks with its rack.



/ BRASS BODY PADLOCKS WITH REMOVABLE NYLON SHELL

/ USE

Device for the mechanical locking in open position of separation devices.

/ TECHNICAL SPECIFICATIONS

Brass body padlock with removable nylon shell, labelled with a space on one side for writing the lockout manager's name and the date, and on the other side «Locked out - Do not operate». Body width : 35 mm.

Padlock identification made by colours, each colour matches with a serial number.

Available colours with the corresponding code : Red (R), Blue (BL), Green (V), Yellow (J), Black (N), White (B), Orange (O), Brown (BR), Purple (VI), Grey (G), White/Black (BN), White/Brown (BB), White/Red (BRO), White/Blue (BBL), White/Green (BV), White/Orange (BO)

Delivered without key, the keys have to be ordered separately.

Reference	Colour	Shackle	Shackle	Shackle height	Dimensions	Weight
MC1--	R, BL, V, J, N, B, O, BR, VI, G, BN, BB, BRO	38 mm	Brass Ø 5 mm	45 mm	80 x 35 x 17 mm	125 g
MC1C--	R, BL, V, J			20 mm		49,5 x 35 x 17mm

/ Accessories

Reference	Description
CC1--	Colour coded key (code to be precised)

Complete the reference with the desired colour code.



/ BRASS PADLOCKS

/ TECHNICAL SPECIFICATIONS

Brass body, delivered with 2 keys. Model C16D is labelled with lockout stickers.

Ref.	Label	Shackle	Shackle height	Dimensions	Weight
C10	No	Hardened steel Ø 5 mm	20 mm	55 x 35 x 20 mm	105 g
C12		Hardened steel Ø 7 mm	26 mm	70 x 45 x 10 mm	180 g
C16D	Yes	Brass Ø 7 mm	60 mm	105 x 45 x 10 mm	230 g

/ BRASS PADLOCKS WITH ABS SHELL

/ TECHNICAL SPECIFICATIONS

Brass body, ABS shell, delivered with 2 keys.

Width of the body with shell : 50 mm.

Models C14D and C22D are labelled with lockout stickers.

Ref.	Label	Shackle	Shackle height	Dimensions	Weight
C14	No	Hardened steel Ø 7 mm	26 mm	75 x 50 x 18 mm	200 g
C14D	Yes			110 x 50 x 18 mm	210 g
C22D			Brass Ø 6 mm		



/ BRASS PADLOCKS

/ TECHNICAL SPECIFICATIONS

Brass body and shackle.

Delivered without key, the keys have to be ordered separately.

Reference	Number	Shackle	Shackle height	Dimensions	Weight
C15 CAD 72423	72423	Brass Ø 7 mm	26 mm	71 x 45 x 10 mm	180 g
C15 CAD 72432	72432				

/ Accessories

Reference	Description
C15 CLE 72423	Single key n° 72423
C15 CLE 72432	Single key n° 72432



LOCKOUT – TAGOUT – TRYOUT

LOCKOUT PADLOCKS OPERATING PADLOCKS



/ Accessories

Reference	Description
C20TC	Triangular shaped key
C20DLC	Half-moon shaped key

/ C20 C21PT

/ TECHNICAL SPECIFICATIONS

Brass padlock, 2 opening shapes available (triangular or halfmoon).
Padlocks delivered without key.

Ref.	Number	Shackle	Dimensions	Weight
C20T	Padlock with triangular shape opening	Brass Ø 7 mm height 32 mm	60 x 50 x 15 mm	80 g
C21PT		Brass Ø 6 mm, height 50 mm	65 x 60 x 14 mm	
C20DL	Padlock with half-moon opening	Brass Ø 7 mm height 32 mm	60 x 50 x 15 mm	



/ IS47

OUR SELECTION

PADLOCK RACK

/ USE

Allows to classify, identify quickly and carry padlocks.

/ TECHNICAL SPECIFICATIONS

Rack made in composite material, fitted with handle.
Delivered without padlock and without key.

Reference	Number of holes	Dimensions	Weight
IS47 4TROUS	4	150 x 115 x 9 mm	85 g
IS47 6TROUS	6		
IS47 10TROUS	10		
IS47 20TROUS	20	340 x 80 mm	90 g

Minimum order quantity : 100 pieces.



/ SC2

PADLOCK RACK - 30 PADLOCKS

/ USE

In the context of a lockout/tagout operation for a single operator with up to 30 padlocks.

/ TECHNICAL SPECIFICATIONS

Made of stainless steel.
Key storage in the handle.
Fitted with a hook for storage or for being maintained on metallic structure during lockout operation.
Delivered without padlock and without key.

Reference	Dimensions	Weight
SC2	310 x 115 x 190 mm	560 g



/ B7604

MULTIPLE LOCKING DEVICE

/ USE

Device allowing lockout of a same apparatus by different lockout managers.

/ TECHNICAL SPECIFICATIONS

Can accommodate up to 4 padlocks.
Stainless steel body. Locking device delivered without padlock and without key.

Reference	Dimensions	Weight
B7604	165 x 40 x 22 mm	150 g

MLS NEW

VERY HIGH SECURITY
MAGNETIC LOCKING SYSTEMS,
RELIABLE AND ROBUST SOLUTIONS



PATENTED MAGNETIC CODING TECHNOLOGY

These locks work by combining several magnets of different strengths and polarities to create infinitely unique magnetic codes. The static magnets in the keys activate the moving magnets in the locks to release the opening mechanism.



100% TAMPER-PROOF

The locks are the ideal solution for effectively combating attempted theft and acts of vandalism : thanks to the meticulous design of the magnets and magnetic fields, the locks require no energy source or hole, making them impossible to pick the locks with basic tools or to copy.



PARTICULARLY SUITED TO HARSH ENVIRONMENTS

such as high-risk areas, frost, sand, dust, etc.

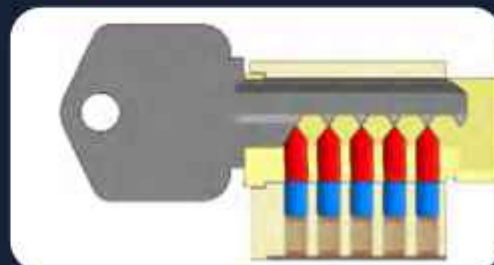


ALREADY USED IN MANY SECTORS

A unique and revolutionary concept that is now proving its worth in many sectors such as public lighting, automatic distribution, transformer substations, electrical cabinets...

MAGNETIC CODING vs MECHANICAL CODING

- Combinations of magnetic fields
- Keys cannot be copied
- No hole
- Very difficult to open / vandal-proof
- Combinations of tooth heights
- Easy key copying
- One hole only
- Easy opening





QTL

QUARTER-TURN LOCK



QTL-IBL



QTL-MTH

Patented magnetic coding

- No holes
- Stop picking
- Protection against theft and vandalism
- Restrict access to sensitive equipment

Safety

- Anti-bumping
- Numbered barrels and keys
- Single or half-opening models
- Moulded plastic cable



Other technical specifications

- Nickel-plated finish
- Anti-drilling pins
- Fastened to the chassis with a nut
- Key must be ordered separately
- Smooth body Ø 22 mm
- Reversible right/left lock

Magnetic & standard key

- Captive key system
- Quarter-turn maneuver
- Fast key duplication



/ QTL-IBL

INSERTION BARREL

/ USE

This cylinder is double-locked, opening first with the magnetic key and then with a standard 6 mm square key. This double locking system ensures optimum security for the equipment on which the cylinder is installed (vending machines, PLCs, electrical cabinets...).

Safety

- Anti-bumping
- Numbered barrels and keys
- Single or half-opening models
- Moulded plastic cable

Patented magnetic coding

- No holes
- Stop picking
- Protection against theft and vandalism
- Restrict access to sensitive equipment such as electrical cabinets

Other technical specifications

- Nickel-plated finish
- Anti-drilling pins
- Fastened to the chassis with a nut
- Key must be ordered separately
- Smooth body Ø 22 mm
- Reversible right/left lock



Magnetic & standard key

- Captive key system
- Quarter-turn maneuver
- Fast key duplication



/ QTL-IBL

INSERTION BARREL

/ USE

This cylinder is double-locked, opening first with the magnetic key and then with a standard 6 mm square key. This double locking system ensures optimum security for the equipment on which the cylinder is installed (vending machines, PLCs, electrical cabinets...).



MPADL

MAGNETIC PADLOCK

TECHNICAL SPECIFICATIONS

Magnetic padlocks are suitable for all types of equipment and needs. Solid, robust and reliable over time, they can be used to secure containers, gates, buildings, etc. against any type of external attack. The magnetic code locking system makes it impossible to pick the padlocks and deters thieves and vandals...



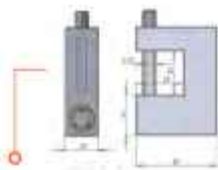
QTL-IBL



QTL-MTH

Patented magnetic coding

- No holes
- Stop picking
- Protection against theft and vandalism
- No energy source



Other technical specifications

- Nickel-plated finish
- Ø 10 mm case-hardened steel shackle
- Anti-drilling pins



Safety

- Numbered barrels and keys
- Single or half-opening models
- Stainless steel and case-hardened steel body
- Closing by simple pressure (click-and-lock system)

Magnetic & standard key

- Captive key system
- Fast key duplication



MPADL-SS

SINGLE PADLOCK WITH STRAIGHT SHACKLE

USE

They are completely impossible to pick. It will be impossible for a vandal to open the padlock, and the magnetic coding system is a deterrent. Padlocks are also particularly popular in tough environments, because the materials used are so hard-wearing. An effective security solution.

Safety

- Numbered barrels and keys
- Single or half-opening models
- Stainless steel body and case-hardened steel shackle
- Closing by simple pressure (click and lock)

Patented magnetic coding

- No holes
- Stop picking
- Protection against theft and vandalism
- Restrict access to sensitive equipment

Other technical specifications

- Nickel-plated finish
- Hardened steel shackle
- Ø 8 mm / Ø 6 mm
- Anti-drilling pins



Magnetic & standard key

- Captive key system
- Fast key duplication



MPADL-CS

SINGLE PADLOCK WITH CURVED SHACKLE

USE

Magnetic padlocks have no holes and are completely impossible to pick or open without the associated magnetic keys.

A reliable deterrent system, reinforced by hard-wearing, high-quality materials that guarantee maximum security.



EUCYL

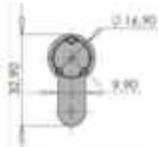
EURO PROFILE CYLINDER WITH MAGNETIC CODING

Patented magnetic coding

- No holes
- Stop picking
- Protection against theft and vandalism
- No energy source

Safety

- Numbered barrels and keys
- Single or half-opening models



Other technical specifications

- Satin-finish cylinder
- Anti-drilling protection with treated steel pins

Magnetic & standard key

- Captive key system
- Fast key duplication



/ EUCYL

EURO PROFILE CYLINDER WITH MAGNETIC CODING

/ USE

In combination with the lock, the European cylinder is the most frequently used locking device for doors in offices, public buildings, blocks of flats, etc. Their standard dimensions mean they can be used interchangeably on all types of door. Magnetic coding technology means that the cylinders are not only tamper-proof and vandal-resistant, but also robust and reliable over time. It's a system that's both standard - because it's universal - and unique.



TOGETHER

#WEARE **PENTASTIC**



FOLLOW US !



@PENTAESP



/ ADC-CDG12 NEW

GROUP LOCKOUT CENTRE

Advantages

- Wall mounted for easy access.
- Transparent, impact resistant panel allows keys and lockout sheet to be checked.
- Waterproof compartment.
- Station with carrying handle.
- Includes a work authorization display board and a group lockout box for wall mounting.

USE

Lockout centre for wall mounting. Allows users to protect and freely access documents. Users can easily control lockout keys and padlocks. Ideal for multiple lockouts.

Reference	Description
ADC-CDG12	Group lockout centre

TECHNICAL SPECIFICATION

Powder coated stainless steel for heavy duty use, able to withstand the elements and corrosion. Impact resistant clear panel for checking keys and work authorization on record. Rewritable label for communicating station specific instructions. 12 numbered holes for personal padlocks at the lockout box, plus one for the control padlock. Includes a removable padlock caddy for easy transport of machine padlocks to isolation points. Removable key tray in the lockout box to collect and ensure visibility of lockout keys and facilitate their retrieval.



/ ADC-DCG8 NEW

GROUP LOCKOUT BOX

Advantages

- The clear, impact-resistant window and rewritable labels make it easy to monitor a group lockout.
- Despite its small size, this box has internal storage capacity for 15 lockout padlocks, allowing you to better secure your locking devices.
- The folding carrying handle provides a portable solution.

USE

Lockout box with wall mounting bracket to facilitate the management and relocation of group lockout boxes to better protect employees. Ideal for small to medium sized programs.

Reference	Description
ADC-DCG8	Group lockout box

TECHNICAL SPECIFICATION

This model includes a group lock box and wall mounting bracket. 430 stainless steel with powder coating for heavy duty use, highly resistant to the elements and corrosion. Rewritable labels on the box and bracket make it easy to communicate operational information. Impact resistant window provides visibility of returnable padlocks and keys 8 slots for easy storage and organisation of padlocks and hasps. 4 key hooks allow keys and associated numbers to be viewed during lockout.





/ ADC-CGLB NEW

COMPACT GROUP LOCK BOX



/ USE

Compact size for group lockout convenience. This lightweight group lock box is an efficient and multi-purpose solution for smaller teams. It can be wall-mounted and is also highly portable. Its compact design accommodates up to 6 padlocks inside for secure storage and can be locked with up to 8 padlocks or hasps on the outside.

/ TECHNICAL SPECIFICATION

- Top-hinged transparent polycarbonate window for easy key viewing.
- 6 hooks inside the box for hanging keys to keep them visible.
- Stores up to 6 padlocks inside.
- Sliding lock rail can be locked out with up to 8 padlocks or hasps.
- 2 outside hooks to hold folded permit paperwork, hang tags or extra items.
- Lightweight, compact red plastic portable lock box for smaller teams.
- Optimal operating temperatures -40°C to +65°C



Reference	Overall height	Overall width	Largest depth	Window Height	Weight
ADC-CGLB	18 cm / 7,1 inch	10,1 cm / 4 inch	14 cm / 5,5 inch	15,2 cm / 6 inch	250 g / 0,61 lb

/ SFES503RED

GROUP LOCK BOX

Advantages

- Exclusive mechanism ensures that no-one can access the keys in the box until every member has removed their padlock.

/ USE

Secures each lock-out point on one or more large items of equipment using your personal lock-out padlock.

/ TECHNICAL SPECIFICATIONS

Durable powder-coated red finish with stainless steel handle. Integrated storage organises up to 12 keys or hundred of bulk keys. Up to 14 workers can apply their personal safety padlocks or hasps.

Reference	Dimensions
SFES503RED	324 x 89 x 162 mm





/ SFES1900
 LOCKOUT STATION

Advantages

- Rugged and durable.

/ USE

The lockout station provides storage for all lockout accessories.

/ TECHNICAL SPECIFICATIONS

Moveable dividers in top and bottom trays help organise devices. Holes provided along with bottom for optional peg hook hangers to hang bulky devices.

16 hanger clips holds 2 padlocks or hasps each.

Each compartment in lower section holds 25 tags each, 150 tags total.

Reference	Dimensions
SFES1900	67,3 x 55,9 x 10,5 cm

/ SFE148 **OUR SELECTION**
 PADLOCK STATIONS

Advantages

- Transparent cover protects contents.
- An innovative hinge holds the lid for easy product selection.

/ USE

Padlock stations are used to store padlocks and accessories.

/ TECHNICAL SPECIFICATIONS

One-piece moulded construction for increased ruggedness. Polycarbonate material provides twice the heat resistance and quadruple the impact resistance of normal stations. Padlock station can be locked with a combination padlock. Wall mounted. Delivered empty.



Reference	Description	Dimensions
SFE1482B	Unfilled padlock station for 4 padlocks, 2 hasps and 1 set of 12 labels	311 x 406 x 44 mm
SFE1483B	Unfilled padlock station for 10 padlocks, 2 hasps and 2 sets of 12 labels	394 x 559 x 44 mm
SFE1484B	Unfilled padlock station for 20 padlocks, 4 hasps and 4 sets of 12 labels	559 x 559 x 44 mm



/ SFES430
 LOCKOUT HASP 4 MM

Advantages

- Enables to lockout devices with diameter lower than 6 mm.

/ USE

The lockout hasp with a 4 mm diameter shackle allows locking of lockout points smaller than 6 mm (e.g. motor starter). Can be locked with 2 padlocks. Ideal for electrical lockout.

/ TECHNICAL SPECIFICATIONS

Steel lock-out hasp with composite body, shackle diameter : 4 mm. Withstands extreme temperature and chemicals, UV stable.

Reference	Dimensions
SFES430	76 x 57 x 25 mm



/ SFE428
 POLYMERE LOCKOUT HASP

/ USE

Keeps equipment out of use during maintenance or repair. Ideal for electrical applications.

/ TECHNICAL SPECIFICATIONS

Nylon body and jaw. Non-conductive hasp, dielectric protection, non sparking. Holds up to 6 padlock with shackles up to 6,35 mm in diameter.

Reference	Dimensions	Inside jaw diameter	Weight
SFE428	177 x 44 x 10 mm	63 x 25 mm	30 g

/ ADC-MDC4 **NEW**
ADC-MDC6
 LOCKOUT HASP

Advantages

- Possibility for several people to lock/work simultaneously.
- Insulated nylon jaw.
- Locking with padlocks.
- Jaw cannot be opened until all padlocks are removed.



ADC-MDC4



ADC-MDC6

/ USE

Keeps equipment out of use during maintenance. Ideal for electrical applications.

/ TECHNICAL SPECIFICATIONS

ABS shell: shock and acid resistant. Nylon jaw Ø 3 mm. 4 holes Ø 7,35 mm for padlock.

Reference	Colour	Shackle
ADC-MDC4	Yellow	Ø 5 mm
ADC-MDC6	Red	Ø 6 mm



/ SFE420 - SFE421
STEEL LOCKOUT HASPS

/ USE

Lockout by multiple workers at each lockout point. Keeps equipment inoperative while repairs or adjustments are made. Control cannot be turned on until last worker's padlock is removed from hasp.

/ TECHNICAL SPECIFICATIONS

Heavy gauge steel jaw with red vinyl coated handle. Holds up to 6 padlocks with shackles up to 6,35 mm in diameter.

Reference	Inside jaw diameter	Dimensions	Weight
SFE420	25 mm	115 x 45 x 9 mm	95 g
SFE421	38 mm	128 x 60 x 9 mm	110 g



/ SFE806
ADJUSTABLE LOCKOUT CABLE

Advantages

- Adjustable cable for a better fixing and lockout.
- Identify the responsible person, then erase for the next job.

/ USE

Integrated safety hasp and cable is ideal for multiple circuit breaker panel and side-by-side gate valve lockouts. Lock-out can be adjusted once the cable is locked. Device can be locked using 4 padlocks.

/ TECHNICAL SPECIFICATIONS

Tough, flexible multi-stranded steel cable is insulated with a clear plastic coating (PVC free). Lightweight thermoplastic body withstands chemicals and extreme temperatures (-57 °C to +177 °C). Includes high-visibility, re-usable, write-on safety labels (English, French & Spanish).

Reference	Cable diameter	Length	Weight
SFES806A	4 mm	1 830 mm	160 g
SFES806B		4 572 mm	260 g

/ ADC-CA74 **NEW**
RETRACTABLE LOCKOUT CABLE

Advantages

- Integrated cable management system, a take-up reel and an internal adjustment mechanism that allows the cable tension to be increased.
- Easy to use, even when wearing gloves.
- Wrap-around design allows more devices to be stacked, carried and stored.
- Nylon cable body.



/ USE

Suitable for lockout in electrical environments, withstands harsh environments.

/ TECHNICAL SPECIFICATION

Adjustable lockout cable made of nylon and yellow coating for better visibility. 3,3mm diameter cable, 2,74m long. Lightweight, rugged, chemical resistant body. Includes high visibility writable safety labels in English, Spanish and French for easy identification (other languages also available).

Reference	Description	Cable diameter	Cable length
ADC-CA74	Retractable lockout cable	3,3 mm	2,74 m



/ SFE487 – SFE488
 ELECTRICAL PLUG LOCKOUTS

Advantages

- Unique, patent-pending rotation design allows for easier installation in confined space applications.

/ USE

Surrounds the electrical plug and prevents accidental reconnection. Outward/inward rotation for easier application & storage

/ TECHNICAL SPECIFICATIONS

High-visibility permanent safety labels (English, French, and Spanish). Tough, lightweight, dielectric thermoplastic bodies withstand chemicals ; perform effectively in extreme conditions (temperature range -46°C to +177°C). Delivered without padlock.

Ref.	Description	Dimensions	Weight
SFE487	Electrical plug lockout for 120 to 240 V electrical plugs	110 x 111 x 70 mm	90 g
SFE488	Electrical plug lockouts for 240 to 550 V electrical plugs	190 x 130 x 90 mm	140 g

/ SFES453L **NEW**

OVERSIZED PLUG CONTROL COVER SIZE L



/ USE

Effectively locks out odd size and large electrical connectors and remote controls. Cinch sack offers a lockout solution for a wide range of application.

/ TECHNICAL SPECIFICATIONS

Nylon bag.
 Accepts up to 6 padlocks or hasps.
 PVC tubing can be inserted to block access to remote control buttons.
 Trilingual lock-out warning printed on bag.

Reference	Description
SFES453L	Oversized plug control cover size L

Minimum order quantity : 100 pieces.

/ SFE485 **NEW**

ADJUSTABLE VALVE LOCKOUT



Advantages

- Adjustable lockout from 25 to 165 mm.

/ USE

Surrounds the valve to provide protection against accidental opening.

/ TECHNICAL SPECIFICATIONS

Non-conductive polypropylene body, dielectric protection. Heat, cold, abrasion and chemical resistant. Locking by padlock: 3 holes of Ø 10 mm. ABS casing.

Reference	Valve diameter	Dimensions
SFE485	25 to 165 mm	211 x 133 x 55 mm



/ SFE48
 ROTATING GATE VALVE LOCKOUT DEVICES

Advantages

- Outward/inward rotation for easier installation and storage.
- Unique patented rotating design allows for easier installation in confined space applications.

/ USE

Surrounds the valve operating handle to protect against accidental valve opening. Multiple workers can apply their personal safety locks.

/ TECHNICAL SPECIFICATIONS

Tough, lightweight, dielectric thermoplastic bodies withstand chemicals. Perform effectively in extreme conditions temperature range (-46°C to 177°C).
 Centre knockout can be removed for rising stem gate valves.
 Each size rotates into itself and nests into the next larger size to save space in safety tool boxes.
 High-visibility permanent safety labels (English, French & Spanish) that can be written-on to identify the responsible person, then erased for the next job.

Reference	Outer diameter	Valve diameter	Weight
SFE483	300 mm	152 to 254 mm	550 g
SFE484	400 mm	203 to 330 mm	1 060 g



/ SFES2390 – SFES2391
 LV CIRCUIT BREAKER LOCKOUT

Advantages

- The mini circuit breaker lockout is simple to use, quick to apply.

/ USE

Locks out most miniature ISO/DIN circuit-breakers throughout the world. Is placed on the toggle of the breaker. Used to interrupt power at source. Available for single and multi-pole breakers. Works with all padlocks and lockout hasps.

Reference	Description	Dimensions	Weight
SFES2390	LV Circuit breaker lockout fits breaker with toggle openings 11 mm or less	47 x 21 x 21 mm	6 g
SFES2391	LV Circuit breaker lockout fits breakers with toggle openings over 11 mm		



/ SFES2392
 LV CIRCUIT-BREAKER LOCK-OUT

Advantages

- Fast and easy to use.

/ USE

Locks out many miniature ISO/DIN circuit breakers throughout the world. Fits breakers with lockout holes on the outside of the switch. Used to interrupt power at source. Available for single and multi-pole breakers. Works with all padlocks and lockout hasps.

/ TECHNICAL SPECIFICATIONS

Fits openings up to 12,7mm between lockout holes.

Reference	Dimensions	Weight
SFES2392	47 x 21 x 20 mm	6 g



/ SFES3068MLP

LOCKOUT DEVICE FOR HANDLES ON 1/4 TURN VALVE

Advantages

- Lightweight and compact for easy carrying and storage.

/ USE

Locks valve in OFF position, clamps tight on handle stop to prevent handle movement. Fits valve from 6 to 100 mm. Works on insulated pipes and in close quarters.

/ TECHNICAL SPECIFICATIONS

Durable aluminium and steel construction defies corrosive environments and temperatures up to 538° C. Lockable with safety padlock (not included). Includes product labels in Czech, English, French, Spanish, Flemish/Dutch, German, Italian, Japanese, Mandarin Chinese, Polish, Portuguese and Russian.

Reference	Description
SFES3068MLP	Lockout device for handles of 1/4 turn valve



/ SFES3080

ADJUSTABLE LOCKOUT DEVICE FOR 1/4 TURN VALVE

/ USE

Easy to use device prevents accidental activation of a closed ball valve, locks valve in ON/OFF position. Adjustable design fits valves from 13 to 51 mm. Works with SFES806 cable lockout device for the most secure fit.

/ TECHNICAL SPECIFICATIONS

Durable, lightweight thermoplastic material is chemical resistant and performs effectively in extreme environments. Four locking holes to accept safety padlocks.

Reference	Description
SFES3080	For turn valves from 12,7 to 50,8 mm
SFES3079	For XL turn valves from 51 mm to 20 cm

/ ADC-BDBM NEW

CIRCUIT BREAKER LOCKOUT DEVICE
 MOLDED CASE CIRCUIT BREAKERS (480/600V)

Advantages

- One-piece design for easy installation,
- Requires no tools for installation,
- Thumbscrew and curved blade provide a tight grip on the circuit breaker handle so device remains secure.
- The fixed cleat provides added physical blocking to prevent switch movement into "on".



/ USE

For use on moulded case circuit breakers (480/600V). Compatible with a wide variety of circuit breaker handle shapes and sizes.

/ TECHNICAL SPECIFICATION

One-piece design, lightweight,
 Lockout Body : Black nylon
 Lockout Cover : Red PC/ABS Thermoplastic
 Thumbscrew and Blade: Stainless Steel

Reference	Dimensions	Weight
ADC-8DBM	75,44 x 26,16 x 43,69 mm	47 g





/ SFES3823 NEW

CIRCUIT BREAKER LOCKOUT FOR CIRCUIT BREAKER WITH LARGE HANDLE (480/600V)

Advantages

- One-piece design for easy installation,
- No tools are required to install it,
- The clamping screw and curved blade hold the breaker handle firmly in place, securing the unit,
- The hinged cleat allows for better locking of the switch interlocks if required.



/ USE

For use on large handle circuit breakers (480/600V). Compatible with a wide variety of circuit breaker handle designs (different shapes and sizes).

Reference	Dimensions	Weight
SFES3823	102,6l x 86,36 mm	98 g

/ TECHNICAL SPECIFICATION

Lightweight one-piece design,
Black nylon body,
Device cover made of thermoplastic PC/ABS red,
Large stainless steel knurled screw,
Curved stainless steel blade,
Folding cleat in red thermoplastic PC/ABS.



/ DV3 OUR SELECTION

LV CIRCUIT BREAKER LOCKOUT 3 HOLES

Advantages

- Two locking options.
- Very easy and quick to install.
- Reliable safety device.
- No tools are needed to adjust.



/ USE

Locking device for circuit breakers with toggle switches - type NS / NSE / NSF / NSJ or NSA from SCHNEIDER. Locking with 1 to 3 padlocks.

Reference	Size
DV3	LV circuit breaker lockout 3 holes

/ TECHNICAL SPECIFICATION

Devices in the form of 2 sliding plates that slide on top of each other to spread out and mechanically block the switch. Steel body with anti-corrosion treatment, epoxy paint finish, colour black. Equipped with 3 holes, diameter 7 mm, 2 possible spacings depending on the type of circuit breaker.



/ SFES2393

UNIVERSAL MINIATURE CIRCUIT-BREAKER LOCK-OUT (LV)

/ USE

Locks out virtually all miniature ISO/DIN circuit breakers throughout the world. Fits on breakers toggle and can be tightened using screwdriver. Works with all safety padlocks and hasps.

Reference	Hole diameter	Dimensions	Weight
SFES2393	6 mm	44 x 25 x 10 mm	8 g



/ SFES2394

MINIATURE CIRCUIT BREAKER LOCKOUT DEVICE

Advantages

- Thumb turn dial screw for easy attachment - no tools required!
- Dial is inaccessible in the locked position to prevent removal.
- Safety padlock can be applied horizontally or vertically.
- Can be mounted side-by-side on adjacent miniature circuit breakers.

USE

Device locks virtually all miniature ISO/DIN pin-out circuit breakers throughout the world. The patented device features a thumb turn dial screw for easy attachment, no tools required. Device attaches to circuit breaker and makes dial inaccessible in the locked position to prevent removal.

TECHNICAL SPECIFICATIONS

Durable thermoplastic material is chemical resistant and performs effectively in extreme environments.

Reference	Dimensions	Weight
SFES2394	54 x 30 x 18 mm	20 g



/ USB14X200

INNOVATION

LOCKOUT DEVICE FOR ULTRA-FINE HOLES OF ELECTRICAL INSTALLATIONS

Advantages

- Ultra-fine and ultra-resistant cable.
- Easy to use

USE

For use where usual safety padlocks can't be positioned. With this product, you can easily lock out, ultra-fine holes of electrical installations and realise a mechanical locking.

TECHNICAL SPECIFICATIONS

Multi-stranded steel cable with vinyl coating : maximum cable diameter : 1,3 mm.
 Passage hole for padlock : max shackle diameter 5 mm (padlock not supplied).
 Sticker on the back to identify the lockout manager



Reference	Dimensions	Weight
SFES2393	147 x 31 x 14 mm	25 g

/ SFESCG

INNOVATION

UNIVERSAL CIRCUIT BREAKER LOCKOUT

USE

For locking toggle circuit breakers with a single device. Designed to work on virtually all circuit breakers and toggle switches on the market.

TECHNICAL SPECIFICATIONS

Red nylon body. Extendable metal spring to fit all circuit breaker widths.
 Can be locked with Ø 4 or 6 mm shackle padlocks.



Reference	Dimensions	Weight
SFES2393	147 x 31 x 14 mm	25 g



LOCKOUT - TAGOUT - TRYOUT

LOCKOUT - TAGOUT ACCESSORIES UNIVERSAL CIRCUIT-BREAKER LOCKOUT



/ SFE491B - SFE493B

LV CIRCUIT-BREAKER LOCK-OUT

Advantages

- Secure and simple mounting for solid lock-out.
- Adjusts to breaker with simple thumb turn and then close clamping handle for a tight grip on the toggle.
- Compact device easy to transport and store.

USE

Fits all type of breaker toggle. Narrow profile for side-by-side breaker lock-out. Accepts all safety padlock shackles and lockout hasp diameters.

TECHNICAL SPECIFICATIONS

Durable construction with powder coated steel and reinforced polymer for operation in harsh environments.

Reference	Description	Dimensions	Weight
SFE491B	LV Circuit-breaker lock-out for wide or tall breaker toggles	32 x 26 x 86 mm	100 g
SFE493B	LV Circuit-breaker lock-out for standard breaker toggles	19 x 19 x 72 mm	50 g

/ SFEKDCMGB OUR SELECTION

LV CIRCUIT BREAKER LOCKOUT KIT



/ This kit contains :

Reference	Description
S350 GBC11	Plastic tag 80 mm « Do not operate - Disconnection »
SFET201	Bras padlock 25 mm with 2 keys
SFES2393	Universal miniature circuit-breaker lock-out (LV)

Reference	Description
SFEKDCMGB	LV circuit breaker lockout kit



/ S350 GBC11

PLASTIC TAG 80 MM «DO NOT OPERATE - DISCONNECTION»

/ TECHNICAL SPECIFICATIONS

Hole Ø 10 mm on top.
 Text : «Do not operate - Disconnection».
 Symbol : lightning.
 Colour : red background, white text and symbol.

Reference	Diameter	Weight
S350 GBC11	80 mm	7 g

/ ETI-01GB NEW
 LOCKOUT TAGS

Advantages

- Identify the number and holder of the key. It is only the user who can give permission or remove his deposit.
- Facilitates the operation and maintenance of machines on site.
- Rigid label and reusable with non-permanent marker.

/ USE

Allows to identify a lockout installation and to write additional information. Accessories for use with our padlocks.

Reference	Dimensions
ETI-01GB	56 x 90 mm

/ TECHNICAL SPECIFICATION

White background
 Prevention message : Warning — DO NOT OPERATE
 Sold in packs of 10 units
 Made in PVC 0.3 mm
 Hole centred at top 7mm diameter
 Packaging : Clear plastic bag



/ C26GB
C26RGB

STICKERS FOR LOCKOUT OR DISCONNECTION PADLOCKS

/ TECHNICAL SPECIFICATION

Label available in Arabic

Reference	Marking	Colour	Diameter
C26GB	"Locked by..." "On the..."	Blue background, white text	40 mm
C26RGB	"Disconnection" "Do not operate"	Red background, white text	





VOLTAGE DETECTION

- 134** AC VOLTAGE DETECTORS
- 156** SAFETY CABLE CUTTER
FOR UNDERGROUND NETWORKS
- 164** PERSONAL VOLTAGE ALARMS



VOLTAGE DETECTION

AC VOLTAGE DETECTORS LOW VOLTAGE DETECTORS

PREMIUM

/ TAGLITE

INNOVATION



LOW VOLTAGE DETECTOR

IEC 61243-3 / CAT IV 1000V / IP65

Advantages

- Optimum visual indications in all working positions:
- Front: 360° visual indications ;
- Back: the main indications are shown on the back of the detector.
- Revolutionary IP2X system: Trigger system on the back of the device to release the pusher.
- Safe IP2X sheath: 2 position IP2X system to avoid short circuits on metal-encased meters ;
 1. Retract the first 5 mm using the trigger on the back of the device ;
 2. Push for full removal.
- Ergonomic button: Prominent button for easy gripping with insulated gloves.
- Ultra-flexible, robust, double-insulated lead with no shape memory.
- 2x AA battery with quick access (lithium battery option) for extended battery life.

ULTRA-BRIGHT 360° DISPLAY
Visibility of indications in all positions.



/ USE

This new Low Voltage Voltage Detector allows the following functions to be implemented on both indoor installations and overhead lines:

- Proof of no voltage operation
- Voltage level control from 12 to 1000V AC / 1500 V DC
- Polarity test on DC voltage
- Phase / Neutral discrimination
- Single pole phase indication
- Phase sequence test
- Continuity check
- Complet internal self test including measurement circuit control, lead continuity control and battery control.

/ TECHNICAL SPECIFICATIONS

Standard: IEC 61243-3
 Overvoltage category: CAT IV 1000 V
 Protection class: IP 65 according to IEC 60529 (DIN 40050).
 Can be used in damp conditions: outdoor use.
 Nominal voltage range: 12-1000 V AC 1500 V DC
 Current consumption, measurement circuit: AC/DC max. < 3.5 mA
 Polarity display: «+» and «-» symbols
 Voltage level display 50, 230, 400 V AC
 Rated frequency range: 50 and 60 Hz
 Phase display: Un ≥ 200 V, 50&60 Hz
 Test current, continuity test: max. 2 [A]
 Test range, transverse resistance: 0 - 100 Ω
 Acoustic signal sound level: 55 dB
 Integrated control device
 Power supply: 2 x LR06/ AA lithium batteries (lithium battery optional)
 Weight: approx. 285 g
 Silicone-jacketed, double-insulated lead: approx. 1200mm
 Operating temperature range: -15°C to +45°C
 and relative humidity: 20% to 96% (climatic category N).

MEASUREMENT POINT LIGHTING

Allows you to reach the correct test point in poorly lit areas.



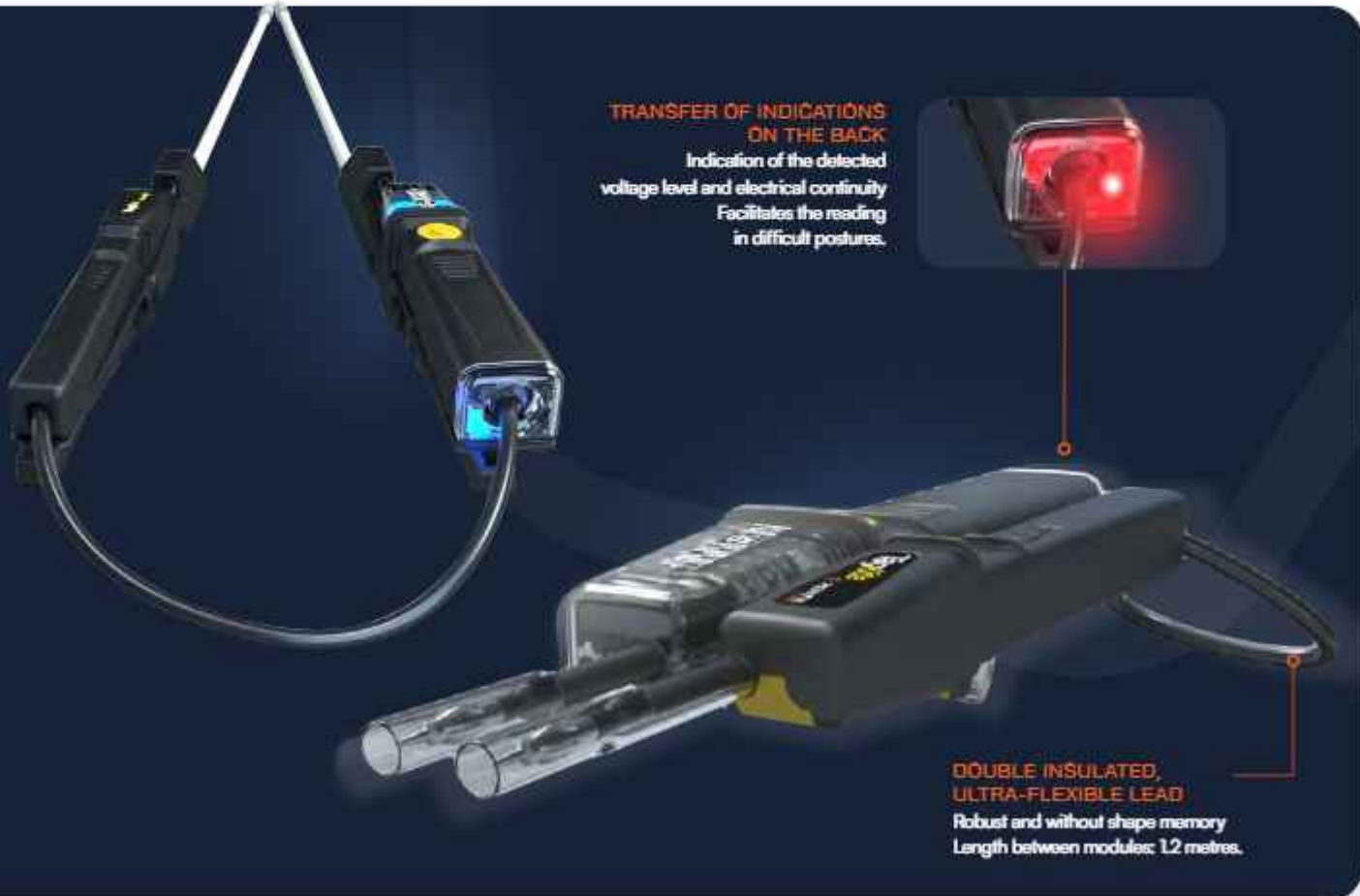
AUTOTEST

Checking the integrity of the measuring circuit, the lead and the battery.

CONTINUITY TEST WITHOUT PRESSING THE BUTTON

After the autotest, the operator has 90 seconds to perform the continuity tests.





TRANSFER OF INDICATIONS ON THE BACK
Indication of the detected voltage level and electrical continuity
Facilitates the reading in difficult postures.

DOUBLE INSULATED, ULTRA-FLEXIBLE LEAD
Robust and without shape memory
Length between modules: 1.2 metres.

DOUBLE DIAMETER (2MM/4MM) IP2X SAFETY PROBE TIPS
Protected by retractable plastic sleeves controlled by the triggers.

19 MM SPACING

FIXING OF BOTH MODULES
For easy storage.

BUTTON
Self-test and continuity function activation
Easy access, ergonomic design for use with insulated gloves

TRIGGERS
For retracting sleeves up to 8 mm
Then complete retraction by pressing on the sleeve.

AA BATTERIES WITH QUICK ACCESS

Easy battery change
1.5V batteries for up to 2 times longer battery life than AAA batteries.



OTHER FUNCTIONS COMPLETE THIS VOLTAGE DETECTOR

Battery level indicator
Measurement point lighting

OPTIONAL CONTACT ELECTRODE EXTENSIONS

Several models for overhead, underground or substation use.
Easy to read results thanks to the indications on the back.

TAGLITE	TAGLITE D	TAGLITE R	TAGLITE V	TAGLITE S
Touch tips	IP2X	IP2X	IP2X	IP2X
Standard functions*	✓	✓	✓	✓
Phase/N discrimination	✓	✓	✓	✗
Phase rotation	✓	✓	✗	✗
Digital display	✓	✗	✗	✗
Soft case	TAGLITEDIFE	TAGLITERIFE	TAGLITEVIFE	TAGLITESIFE
No case	TAGLITEDIFS	TAGLITERIFS	TAGLITEVIFS	TAGLITESIFS



VOLTAGE DETECTION

AC VOLTAGE DETECTORS LOW VOLTAGE DETECTORS

ESSENTIAL


/ TAG780

VOLTAGE DETECTOR

IEC 61243-3 / NFC 18510

Advantages

- Unique bright LED display can be read in sunlight.
- Ergonomically shaped to fit comfortably in the palm with gloves.
- A revolutionary IP2X system (retractable tip sleeve): "pull and hold" grip at back of device.
- Tip sleeve pulling is controlled, offering higher safety and visibility of contact area.
- Ultra flexible cord (no memory effect).
- Watertight and dustproof device (IP65).
- Device protected against over-voltage 1000V CAT IV for network operation.



A REVOLUTIONARY IPX SYSTEM RETRACTABLE TIP SLEEVE : "pull and hold" grip at back of device



- unparalleled comfort: use of the index finger
- controlled sleeve retraction, safe visibility of contact
- the thumb is freed up for the test button.



/ USE

Heavy duty voltage detector for checking the absence of voltage and giving voltage level indication on low voltage up to 1000V.

This device provides additional features as :

- Integrated self-test
- Phase search in single-pole mode (any of the two contact tips may be used)
- Polarity display (-/+)
- Continuity test (< 80Ω)

/ TECHNICAL SPECIFICATIONS

- Voltage range: 12 to 1000V DC and AC (15 to 60 Hz).
- Audible alarm indicating the presence of voltage with a different tone according to voltage level (discontinuous tone up to 230V and continuous tone above 400V).
- Polarity indication (-/+).
- Built-in self-test.
- Continuity testing (threshold 80Ω).
- Phase identification in single-pole mode (either test probe may be used).
- Phase rotation indication
- Front light.
- Comes with 2 AAA batteries



Spot light



Self-test



Removable
spring blade
contact element



Retractable
sleeve



/ ACCESSORIES

SET OF CONTACT ELECTRODE EXTENSIONS FOR IP2X TAG780

(VERSION AVAILABLE FOR NON-IP2X TAG 780)



/ USE

Use the voltage detector TAG780 on overhead networks and connection boxes.

/ TECHNICAL SPECIFICATIONS

- Ø10 mm fiberglass sheath, Ø 4 mm connection probes, Ø 4 mm contact tips.
- Reliable impact-resistant internal connection even if device is dropped.
- Length adapted to the needs of the operator (short model for bus bars, long model for overhead lines).
- Contact parts adapted to the type of use.

Reference	Length	Weight
ANT780RS	0,78 m	500 g
ANT780RA	1,30 m	700 g
ANT780I	1,40 m	800 g

*NON IP2X version for device available on request. Please contact us.

/ ANT780RS

Lightweight rigid contact electrode extensions for substations, installations and pavement boxes. Contact parts adapted for the type of use, Ø4 mm touch tips. Storage bag.



/ ANT780RA

Lightweight rigid contact electrode extensions for overhead lines. V-shaped contact parts and contact hook for hanging it. Storage bag.



/ ANT780I

ANT780I has been designed to allow the use of the TAG780 voltage detector both in substations and in overhead lines (bare conductors).



TAG780 RANGE	TAG780 D		TAG780 R		TAG780 V		TAG780 S	
Touch tips	IP2X	Fine touch tip	IP2X	Fine touch tip	IP2X	Fine touch tip	IP2X	Fine touch tip
Standard functions*	✓	✓	✓	✓	✓	✓	✓	✓
Phase/N discrimination	✓	✓	✓	✓	✓	✓	✗	✗
Phase rotation	✓	✓	✓	✓	✗	✗	✗	✗
Digital display	✓	✓	✗	✗	✗	✗	✗	✗
Soft case	TAG780DIFE	TAG780DPFE	TAG780RIFE	TAG780RPFE	TAG780VIFE	TAG780VPEFE	TAG780SIFE	TAG780SPFE
No case	TAG780DIFS	TAG780DPFS	TAG780RIFS	TAG780RPFS	TAG780VIFS	TAG780VPFS	TAG780SIFS	TAG780SPFS

* 1000V - IP65 protection - Hazardous voltage indication (even when the cells are faulty)
- Integrated self-test - Continuity - Lighting of tested point - Polarity +/-



ESSENTIAL

/ DR706

PHASE SEQUENCE TESTER

CEI67557 - 7

REPLACEABLE LEADS

VOLTAGE TESTING ON L1 L2 L3

Additional element for diagnosing three-phase systems: all three leds must be lit to show current goes through!

INTELLIGENT DISPLAY

A slow led cahaser reproduces the rotation of a motor.


The **GREEN** clockwise direction and the **RED** anticlockwise direction make it easier to memorise the initial condition.



UNA CAJA ULTRA RESISTENTE Y ESTANCA

Electrónica insertada en una resina aislante & ip65 para versión cat IV





/ ROTATION DIRECTION

When a three-phase system is commissioned, the phase order must be tested.

Many industrial processes using electric motors have a required rotation direction. That rotation direction is related to the order of connection of phase conductors. It is therefore imperative to make sure that the "rotation direction", when it is put back into service, is the same as the initial rotation direction.

/ CAT IV

This device is specifically intended for working on low-voltage distribution networks.

It has been designed to achieve the requirements of measurement category IV, which is the most stringent for use on distribution systems.

Measurement category (formerly known as surge category): All low-voltage electrical installations can experience transient surges that can exceed several thousand volts. For example, such surges may be generated by the making and breaking of circuits or lightning impacts.

THE IDEA OF MEASUREMENT CATEGORY EXPRESSES THE ABILITY OF DEVICES TO WITHSTAND SUCH SURGES:



IF YOU WORK AFTER THE METER, CAT III IS SUFFICIENT.



IF YOU WORK BEFORE THE METER, YOU MUST SELECT A HIGHER CATEGORY, I.E. CAT IV

/ TECHNICAL SPECIFICATIONS

- Voltage range: 80- 400 VAC
- For use on generating sets
- Frequency: 50 Hz & 60 Hz
- Maximum voltage: 440 V rms
- Class N = -70 °C to +55 °C
- Standard IEC 67557-7
- IP2X touch tips, Ø 4 mm on elastic cages
- Supplied with bag, leads and crocodile clips
- Measurement category III or IV depending on model
- CE



Reference	Safety	Protection rating	Touch tips	Leads	Weight (Inc.cover)
DR706III XFR	CAT III 600 V	IP54	IP2X	Green, yellow, brown	390 g
DR706IV XFR	CAT IV 600 V	IP65			500 g
DR706III NEU	CAT III 600 V	IP54	Standard	Brown, black, grey	350 g

Fuse protected probe and other lead color available.



VOLTAGE DETECTION

AC VOLTAGE DETECTORS

MV VOLTAGE DETECTORS (DISTRIBUTION)

MTAG

INNOVATION 

HIGH VOLTAGE DETECTOR FOR DISTRIBUTION SYSTEM

 IEC 61243-1 CE

DESIGNED FOR « PROVING DEAD »
ON HIGH VOLTAGE DISTRIBUTION
SYSTEM BETWEEN 1 KV AND 69 KV
(Voltage ranges calibrated according to IEC recommendations)



OPTIMUM SOUND
INDICATION



OPERATING
RELIABILITY



DIRECT ACCESS TO THE BATTERY,
WATERTIGHT SEALED ELECTRONICS
COMPARTMENT



ENHANCED VISUAL
INDICATION



PREMIUM

MTAG INNOVATION

MV VOLTAGE DETECTOR 1 - 69 kV

IEC 61243-1 : NF EN 61243-1 : 2021

Advantages

ENHANCED AUDIBLE INDICATION

The 100 dB sound signal is designed to remain audible even in traffic or strong wind, thanks to its acoustic "horn".



ENHANCED VISUAL INDICATION

The visual indication is visible in all usual working environments, in sunlight or fog, with a wide angle of visibility and from the side thanks to an optic ring.



DIRECT ACCESS TO THE BATTERY, WATERTIGHT SEALED ELECTRONICS COMPARTMENT

When the battery is replaced, this design prevents the following:

- accidental interchange of housing or circuitry;
- damage to electronic circuits;
- humidity ingress into the device when the battery is replaced outdoors.



OPERATING RELIABILITY

- Low battery level indicated by a dedicated ORANGE LED.
- Latest generation of electronics.



ACCESSORIES

INTERCHANGEABLE STICK ADAPTERS



ADVECAPV* ADVECU* ADVECEAM* ADVECBV* ADVEUCR*

* Autres adaptateurs de perches disponibles sur demande.



USE

These voltage detectors are designed for "proving dead", making sure that nominal voltage is actually absent on a circuit in an HV distribution system between 1 kV and 69 kV (no-voltage verification):

- The device will detect any nominal voltage on overhead lines and stations.
- It will avoid detecting most induced voltages in order to allow grounding operations.

TECHNICAL SPECIFICATIONS

AC voltage range possible choice from 1 - 4 kV to 69 kV
Network frequency: 50 and 60 Hzz.

- Permanent standby status with automatic wake up function.
- The presence of voltage within the calibrated range or above is indicated by a RED light and a beeping sound.
- Self test OK the OK status (ready for use) of the device is indicated by a GREEN light.
- The self test checks all the circuits, the reference detection level and the battery voltage.
- The "ready for use" state is indicated by the green indication for 15 minutes.
- A low battery level is indicated by an ORANGE light.
- Designed for outdoor and indoor use.
- Operating temperature : -25° C to 55° C.
- Humidity 96 max.
- Power supply voltage 9 V alkaline cell IEC 6 LR 61.
- Accepts the use of rechargeable battery with identical supply voltage.
- Yellow polycarbonate housing.
- Dimensions Ø 59 mm, L 280 mm without the contact electrode.
- Net weight 0,390 kg with stick adaptor.
- Operating manual with a choice of languages, depending on the package.

Metal cover offers the same level of electromagnetic protection as the metal enclosure



Reference	Voltage range	Frequency	Housing colour	Stick adapter	Contact electrode	User manual**	Packaging***
MTAG0104FCUA	1 - 4 kV	50 / 60 Hz	Yellow	Universal & EAM	V56	Pack F	Metal case
MTAG0310FCUA	3 - 10 kV						
MTAG1036FCUA	10 - 36 kV						
MTAG2069FCUA	20 - 69 kV						
MTAG1036FCUA-FR	10 - 36 kV						
					Universal (for nevers pole)		

** Pack F : Notices in FR/GB/DE/ES/PT/PL. Pack G : Notices in GB/GR/BG/IT/NL/AR/TR. *** Metal case available on request.



VOLTAGE DETECTION
AC VOLTAGE DETECTORS
MV VOLTAGE DETECTORS (DISTRIBUTION)

PREMIUM

/ MTAGX

INNOVATION

VOLTAGE DETECTOR MULTI RANGE
IEC 61243-1



/ USE

These two or three operating voltage ranges are calibrated according to IEC recommendations between 1 kV and 69 kV. This multi-range detector can simulate up to 3 voltage detectors with 3 separate ranges: lower range, middle range and upper range.

/ TECHNICAL SPECIFICATION

This contact voltage detector is designed for Verification of Absence of Rated Voltage (VATn) operations, verifying that a rated voltage is effectively absent from a circuit in a HV system.

Reference	Voltage range	Frequency	Housing colour	Stick adapter	Contact electrode	User manual**	Packaging**
MTAGX0369FHUA-3	3 - 6,6 kV 10 - 36 kV 45 - 69 kV						
MTAGX1166FHUA-3	11 kV 33 kV 66 kV	50 / 60 Hz	Yellow	Universal & APV	V56	Pack F	Metal case
MTAGX0669FHUA-2	6 - 20 kV 30 - 69 kV						

/ Metal case



** Pack F : Notices in FR/GB/DE/ES/PT/PL. Pack G : Notices in GB/GR/BG/IT/NL/AR/TR. *** Metal case available on request.

PREMIUM

INNOVATION

/ KIT MTAG

VOLTAGE DETECTOR KIT & INSULATING POLE



/ USE

Farneca offers a wide range of "detector + pole" assemblies, all 100% compliant with the requirements of IEC standards (IEC 61243-1 for the voltage detector and IEC 62193 for the pole).

/ TECHNICAL SPECIFICATIONS

This will allow your agents to intervene in complete safety with a pole whose insulating length is adapted to the level of tension used, all protected and transportable in a suitable sheath.

/ Metal case



Length	1 - 4 kV	3 - 10 kV	10 - 36 kV	Weight
0,8 m	VDPO104TM0808DMTAGFBL	VDPO310TM0808DMTAGFBL	VDP1036TM0808DMTAGFBL	1,045 kg
1,5 m	VDPO104TM0815DMTAGFBL	VDPO310TM0815DMTAGFBL	VDP1036TM0815DMTAGFBL	1,245 kg
2 m	VDPO104TM0820DMTAGFBL	VDPO310TM0820DMTAGFBL	VDP1036TM0820DMTAGFBL	1,485 kg

Other compositions based on different tension range, pole length or accessories are possible, please contact us.



ESSENTIAL

/ V CHECK NEW

CAPACITIVE VOLTAGE DETECTORS PROVING UNIT

Advantages

- High voltage signals generated by V CHECK allow to test most of IEC 61243-1 capacitive voltage detectors.
- Easy to use: touch the voltage detector contact electrode with the V CHECK proving unit, and press the button.
- Compact and lightweight.
- Battery powered (autonomy; up to 1000 tests).
- Red led warning during the test.
- Low battery indication by orange LED.



/ USE

- V CHECK proving unit is designed to check most of capacitive voltage detectors that comply with IEC61243-1.
- The proving unit allows you to make sure your MTAG, or other capacitive detector, is working properly when no "known real voltage" is available.
- The V CHECK proving unit could be used before and after using your capacitive voltage detector on-site or periodically to check its full integrity.
- The VCHECK don't allow to test capacitive voltage detector with resistive contact electrode extension.

This product does not replace the built-in self-test which **MUST** be used before and after using your voltage detector.



/ TECHNICAL SPECIFICATIONS

- Powered with 1 x 9V alkaline battery
- Use temperature: -25°C to +55°C
- Size: 125 x 72 x 49 mm
- Weight: 228 g (without battery).

Reference	Designation	User's Manual *	Packaging
VCHECKHF	Capacitive voltage detectors proving unit	Pack F	Soft case
VCHECKHG		Pack G	

* Pack F : FR/GB/DE/ES/PT/PL

Pack G : GB/GR/EG/IT/NL/AR/TR



VOLTAGE DETECTION

AC VOLTAGE DETECTORS

MV VOLTAGE DETECTORS (DISTRIBUTION)

VALUE



/ TAG100

VOLTAGE DETECTOR

NF -C18311

/ USE

Voltage detector for MV networks.

- TAG100 is designed to check absence of nominal voltage by direct contact to the line.
- It is usually used prior to earthing operation of a three-phase voltage system.

/ TECHNICAL SPECIFICATIONS

AC voltage range possible choice from 1 to 36 kV

Network frequency: 50 or 60 Hz

- Category: L = without electrode extension.
- All weather use (under light rain after whipped with siliconed cloth !).
- Temperature: -25°C to +55°C.
- Power supply: 9 V alkaline battery 6LR61.
- Dimensions: Ø 49 mm, L = 195 mm excluding electrode
- Weight: 0,280 kg.

Edition T7/10/2017

Document not contractually binding, errors and omissions excepted

Limitation: Distance between phase and ground must be above the following: no other electrode than Y40 and Y56 can be used.

Reference	Voltage range	Frequency	End fitting	Contact electrode	User's manual*	Packaging
T10F0310H	03-10 kV	50 / 60 Hz	Universal	Y56	Pack F	Bag
T10F1036H	10-36 kV					

* Pack F : FR/GB/DE/ES/PT/PL * Pack G : GB/GR/NL/BG/IT/HR/TR

Low Voltage	Ph-Ø distance
Un < 12 kV	150 mm
12 < Un < 17,5	180 mm
17,5 < Un < 24	215 mm
24 < Un < 36	325 mm



ESSENTIAL

/ TAG200BC **OUR SELECTION**

**VOLTAGE DETECTOR FOR USE
ON CAPACITIVE TERMINALS**
IEC 61243-1

Advantages

- Compliant with the requirements of UTE C 18-510 general electrical safety instruction manual and the NF EN 50110-1 electrical installation operating.



/ USE

- TAG200BC is designed to check presence or absence of nominal voltage on the voltage capacitive test points of elbows and cable terminals defined in standard NF C 33-051 of electrical installations with a nominal voltage between 3 kV and 36 kV.
- Its insulated and elbowed electrode allow removing, handling and re-placement the insulating caps on voltage capacitive test points.
- The elbow electrode has an «universal» end fitting for fixing and handling the detector at the end of an insulating stick adapted to the nominal voltage of the installation to be tested.

/ TECHNICAL SPECIFICATIONS

AC voltage range possible choice from 3 to 36 kV
Network frequency : 50 and 60 Hz
Type of installation: indoor and outdoor
Very sturdy casing in yellow polycarbonate
Elbowed and insulated electrode
The self-test checks all the circuits, the reference detection level (threshold) and the energy source.
Device operational, no nominal voltage
→ High-brightness **green light**
Detection of a nominal voltage
→ Flashing high-brightness **red light** and loud audible signal by buzzer.
Climate class: N = from -20°C to +50 °C.
Power supply: 9 volt alkaline battery - CEI / IEC 6LR61
Dimensions: L. approx. = 275 mm — Ø: 56 mm
Net weight: 0,450 kg



Reference	Voltage range	Frequency	End fitting	User's Manual*	Packaging
200BC0310H	3 - 10 kV	50 - 60 Hz	Universal	Pack F	Soft case
200BC0615H	6 - 15 kV				
200BC	10 - 30 kV				
200BC1036H	10 - 36 kV				

VALUE



/ PVI

PERMANENT VOLTAGE INDICATOR

Advantages

- Can be positioned by a simple screw or a directional clamp.
- Useful compact and robust design.
- Excellent perceptibility for the user.
- No maintenance required.

/ USE

The unipolar permanent voltage indicator installed on the conductor is intended to announce the presence of high voltage.

/ TECHNICAL SPECIFICATIONS

The PVI consists of an external type box containing red led's with strong luminosities. A simple bracket allows the mounting of round conductor from 5 to 25 mm and the flat bars from 1 to 25 mm. Its operating range is 5 to 75 kV.

Reference	Description
PVI	PVI single-pole indicator, from 5 to 75 kV AC



VOLTAGE DETECTION
AC VOLTAGE DETECTORS
ARRAY

H TAG

HIGH -VOLTAGE DETECTOR

INNOVATION



IEC 61243-1

DESIGNED TO CHECK THE ABSENCE OF NOMINAL
VOLTAGE IN A CIRCUIT OF HIGH VOLTAGE AND VERY
HIGH VOLTAGE SYSTEMS FROM 50 KV TO 765 KV
(voltage range according to IEC recommendation)



FUNCTIONAL
RELIABILITY



DIRECT ACCESS
TO THE BATTERY
AND SEALED ELECTRONICS
COMPARTMENT



OPTIMUM SOUND
INDICATION



OPTIMAL LIGHT
INDICATION



PREMIUM

/ HTAG

50 – 765 KV VOLTAGE DETECTOR

IEC 61243-1

Advantages

• **OPTIMISED INDICATION** that can be understood clearly in all working conditions:

- The visual indication is visible in all usual working environments, in sunlight or fog, with a wide angle of visibility and from the side thanks to an optic ring.



- The 100 dB sound signal is designed to remain audible even in traffic or strong wind, thanks to its acoustic "horn".



• **Direct access to the battery and sealed electronics compartment.** When the battery is replaced, this design prevents the following:

- accidental interchange of housing or circuitry;



- damage to electronic circuits;

- humidity ingress into the device when the battery is replaced outdoors.



/ USE

These voltage detectors are designed for "proving dead", making sure that nominal voltage is actually absent on a circuit in an HV transmission system between 50 kV and 765 kV (no-voltage verification)

- The device will detect any nominal voltage on overhead lines and stations.
- It will avoid detecting most induced voltages in order to allow grounding operations.

/ TECHNICAL SPECIFICATION

AC voltage range possible choice from 50 to 765 kV.

Network frequency: 50 or 60 Hz (to be specified with the order)

- Permanent standby status with automatic wake-up function ;
- The presence of voltage within the calibrated range or above makes a **RED** indicator light up, and an audio signal is generated.
- Self-test OK: the OK status (ready for use) of the device is indicated by a **GREEN** indicator lamp.
- The self-test checks all the circuits, the reference detection level and the cell voltage.
- The self-test is repeated automatically throughout the ready for use state as indicated by the green indicator lamp (for 1.5 minutes).
- The battery low level is indicated by a dedicated **ORANGE** LED indicator going on.
- Designed for outdoor use
- Operating temperature: -25 °C to +55 °C
- Humidity: 96 % max.
- Power supply voltage: 9 V alkaline cell — IEC 6LR61
- Accepts the use of accumulators with identical supply voltage
- Yellow or red polycarbonate housing
- Dimensions: Ø 80 mm, L = 225 mm without the electrode
- Net weight: 0.618 kg with stick end fitting, without electrode
- Operating manual with a choice of languages, depending on the package.
- Package with three electrodes : 2 hooks: Ø 60 mm (AC 60) and Ø 120 mm (AC 120) and 1 straight electrode (D 100).



/ ACCESSORIES INTERCHANGEABLE POLE ADAPTERS



ADVECBV* ADVECU* ADVECEAM* ADVECBV** ADVEUCUR*

* Other adapters are available, please contact us.

Reference	Voltage range	Frequency	Housing colour	Tip**	Electrode	User manual*	Packaging
HTAG60220E5C	60-220 kV	50 & 60 Hz	Yellow	Universal & EAM	AC60/AC120/ D100	Pack F	Metal case
HTAG132400E5C	132-400 kV		Red				
HTAG220400E5C	220-400 kV		Red				

** Pack F (user manual) FR/GB/DE/ES/PT/PL — Pack G (user manual) GB/GR/EG/IT/IL/JA/IR/TR — For any other voltage range, please contact us.



VOLTAGE DETECTION
AC VOLTAGE DETECTORS
ARRAY

VALUE



/ TAG330

ELECTRONIC HV NO-VOLTAGE TESTER,
FROM 50 TO 765 kV
IEC 61243-1

Advantages

- Device features an electronic detection system with miniature gas discharge tubes.
- This original configuration gives it very high performances, especially in the case of high induction and/or parasitic electric fields.

USE

Electronic HV no-voltage tester, from 50 to 765 kV.

TECHNICAL SPECIFICATIONS

- Mains frequency range : 16.66 ; 50 or 60 Hz, please specify when ordering.
- Indication of the absence of voltage and the correct operation of the device by a green LED.
- Very sturdy polycarbonate casing.
- Self-test device.
- Electronic cut-out if battery drops under threshold voltage of 8V.
- Can be used in all weathers.
- Temperature range: from -25°C to +55°C.
- Power supply: one 9V alkaline battery.

Device comes in a metal case with hooks ø 60 and 120 mm and straight electrode 100 mm.

Reference	Description	Voltage range	Colour
330F063090C5	Electronic HV no-voltage tester, from 63 kV to 90 kV	63 kV to 90 kV	Yellow
330F150150C5	Electronic HV no-voltage tester, 150 kV	150 kV	
330F225400C5	Electronic HV no-voltage tester, from 225 kV to 400 kV	225 kV to 400 kV	Red
330F400765C5	Electronic HV no-voltage tester, from 400 kV to 765 kV	400 kV to 765 kV	

** Other settings available with a ratio of 1/3 up to 735 kV.
Available in 60 Hz.



VALUE



/ PVD

PROXIMITY VOLTAGE DETECTOR

EN 61326-1 / CISPR 11 / EN 61000-4-2 / EN 61000-4-8

/ USE

The PVD is a new water-proof design tool for checking the presence of AC high and low voltages. It has more than eight voltage detection settings from 240 V AC up to 500 kV AC (depending on version)

/ TECHNICAL SPECIFICATIONS

Frequency : 40 - 70 Hz
Protection class : IP66
Bright Led visual indication. 3 LED indicators in a circle for easier viewing in any directions (360° LED indication). More than 10 versions of voltage setting. Longer hood makes LED indicators more visible. Audible indication. Easy-to-prove method. Self-test function.
Power source : 1.5V "C" type battery x3
High impact nylon casing
Non-contact detection by proximity
Universal end fitting
Suitable for indoor and outdoor use : operating temperature : -10°C ~ 50°C and storage temperature : -20°C ~ 60°C
Humidity : 85 % R.H. at 40 °C
Easy access to batteries
Provided with disconnect hook and fuse extractor
Delivered in robust carrying case (dimensions : 350 x 265 x 117 mm
Weight : ~600g.

Reference	Voltage range	Number of level	Voltage levels
PVD275L09B	0.24 - 275 kV	9	0.24-11-22-33-66-110-132-210-275
PVD500L10B	0.24 - 500 kV	10	0.24-3.3-11-22-33-66-110-220-330-500

VALUE



/ TAG300

VOLTAGE DETECTOR

NF C 18-311.

/ USE

Voltage detector for HV networks.
• TAG300 is designed to check absence of nominal voltage by direct contact to the line.
• It is usually used prior to earthing operation of a three-phase voltage system.

/ TECHNICAL SPECIFICATIONS

AC voltage range possible choice from 50 to 400 kV
Network frequency: 50 or 60 Hz
3-phase AC outdoor system.
Category: L = without electrode extension.
All weather use
Temperature : -25°C to +55°C.
Power supply : 9 V alkaline battery 6LR61.
Dimensions: Ø 90 mm, L = 215 mm excluding electrode
• Weight : 0.420 kg

Reference	Voltage range	Frequency	Housing colour	End fitting	Contact electrode	User's Manual *	Colour			
T30F060090C5	60-90kV	50Hz	Yellow	Universal	AC60/AC120/ D100	Pack F	Metal case			
T30G060090C5						Pack G				
T30F060090C6		60Hz				Pack F				
T30G060090C6						Pack G				
T30F090225C5	90-225kV	50Hz				Red		Universal	AC60/AC120/ D100	Pack F
T30G090225C5										Pack G
T30F090225C6		60Hz								Pack F
T30G090225C6										Pack G
T30F225400C5	225-400kV	50Hz	Red	Universal	AC60/AC120/ D100		Pack F			
T30G225400C5							Pack G			
T30F225400C6		60Hz					Pack F			
T30G225400C6							Pack G			

* Pack F : FR/GB/DE/ES/PT/PL * Pack G : GB/GR/NL/BG/IT/AR/TR



ESSENTIAL



/ DCEDB382

REMOTE ELECTRICAL FIELD DETECTOR

Advantages

- The DCEDB382 features an original system that enables it to detect only the targeted fields by changing the device's acceptance angle.
- This adjustment is made using a sliding sleeve fitted around the antenna.

/ USE

The DCEDB382 remotely detects the presence of electrical fields from the pylon or even from the ground on all high voltage lines. It has been specially designed to avoid linemen climbing the wrong pylon. Established directives and procedures must be followed.

/ TECHNICAL SPECIFICATIONS

Aluminium casing equipped with a zoom type adjustable field antenna. 10-position bargraph indicator, trigger start and green battery level LED. Self-checking.
Power supply: 9V battery, IEC T LR61 ref. S413.
Temperature range: from 25°C to 55°C.
Comes in a leather holster.

NB : This detector is not a voltage detector.

Recommendations : It is very important to stand exactly below the conductor and take several comparative measurements (figures A and B). In general, note that detection is always much better from the pole.

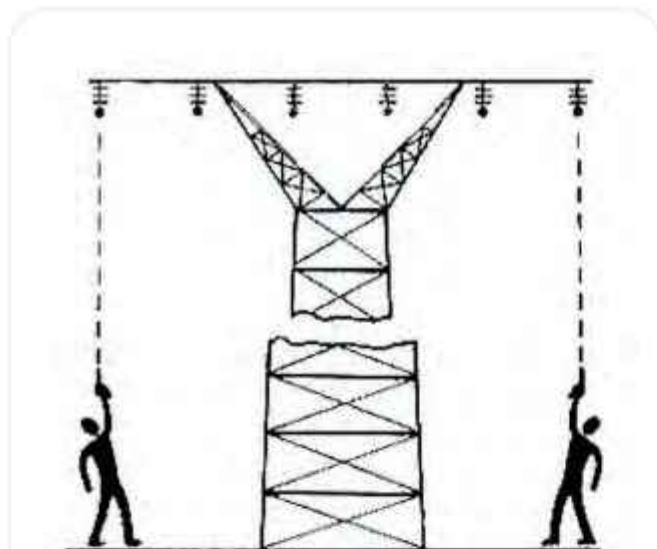


Figure A

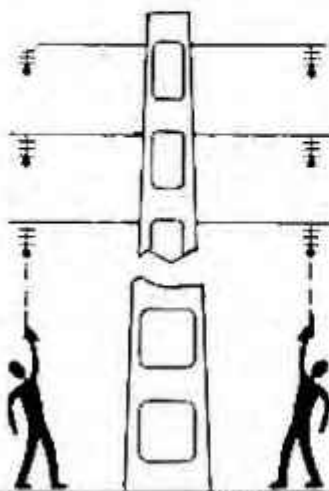


Figure B

Reference	Description	Weight
DCEDB382	Remote electrical field detector	750 g

/ Accessories

Reference	Description
SCDCEDB	Leather case





/ HVDC **OUR SELECTION**
HIGH VOLTAGE DC DETECTOR

Advantages

- Exclusive patent for using peak effect.
- Aluminum electrodes, for peak effect and conductor contact
- Permanent stand-by mode
- Built-in self-test checking the circuit and the battery level
- Green LED for "ready to use" indication
- Acoustic and Red LED indication for "Nominal Voltage present"
- Housing made of impact resistant polycarbonate.



/ USE

Single-pole Voltage Detector for Direct Current, HVDC is designed to check absence or presence of nominal voltage on high voltage Direct Current, DC, installations, both in switchgear and on lines.

/ TECHNICAL SPECIFICATIONS

- DC voltage range possible choice from 50 to 800 kV
- Detector operating exclusively with DC Voltages
 - Rejection of AC Voltages
 - Permanent stand-by mode, turning back to stand-by mode after 90s w/o detecting
 - Use indoor outdoor category N: -25°a +55°
 - Supply: 4 Batteries AA
 - Carrying case with instruction manual
 - Dimensions: Ø 80 mm — L = 350 mm
 - Weight: 550 g.



Reference	Voltage range	End fitting	Packaging
HVDC060150U	50 - 150 kV		
HVDC159600U	150 - 600 kV	Universal	Plastic case
HVDC450800U	450 - 800 kV		



VOLTAGE DETECTION

DIRECT CURRENT VOLTAGE DETECTOR
ELECTRICAL TRACTION DETECTION

DCC

DIRECT CURRENT VOLTAGE DETECTOR

DESIGNED ACCORDING TO IEC 612343-2



DC BIPOLAR VOLTAGE DETECTOR
RANGE 120V – 3000 V DC



AVOIDS FALSE NOMINAL
VOLTAGE DETECTION



PERMANENT CHECKING
OF THE EARTH LEAD




WARNING EXCESS VOLTAGE
RANGE (>5000V) VISUAL
AND CONTINUES SOUND
INDICATION



DIRECT ACCESS
TO THE BATTERY
AND SEALED ELECTRONICS
COMPARTMENT



OPTIMIZED INDICATION
THAT CAN BE UNDERSTOOD
CLEARLY IN ALL WORKING
CONDITIONS





PREMIUM

/ DCC INNOVATION

DC VOLTAGE DETECTOR

120V – 3000 V DC

IEC 61243-2

Advantages

- **AVOIDS FALSE NOMINAL DC VOLTAGE DETECTION** ; double measurement circuit to discriminate nominal voltages from stray voltages coming from surrounding circuits.



- **PERMANENT CHECKING OF THE EARTH LEAD** ; permanent checking of the continuity of the earth lead.



- **DIRECT ACCESS TO THE BATTERY** and sealed electronics compartment. When the battery is replaced, this design prevents the following :

- damage to electronic circuits ;
- humidity into ingress the device when the battery is replaced outdoors.



- **OPTIMIZED INDICATIONS** that can be understood clearly in all working conditions :

- The indicator light is visible in all usual working environments, in sunlight or fog, with a wide visibility angle.
- The 100 dB sound signal (from 1 meter) is audible over traffic noise or strong wind, thanks to natural conduction by an acoustic "horn".



- Full self-test with self-test button including: continuity checking of the lead and battery level and low battery indication.



- Each indicator light is associated to a unique function for better understanding



- A THOUGHTFUL DESIGN

- Robust shell with shock absorbing adapter, range of adapters available on request (APV R).
- Counter nut allowing the electrode to be locked in any direction.
- Ergonomic button adapted to operation with insulating gloves.



/ USE

This device is used for proving dead operation of direct current overhead conductor especially railway catenary (metro, trains)

- Detection of DC voltage (presence or absence of voltage)
- Detection of residual DC voltage measure the unloading of the line
- Detection of nominal or induced AC voltage (presence or absence of voltage)

/ TECHNICAL SPECIFICATIONS

- Nominal voltage range : $U_n = 120 \text{ V to } 3000 \text{ V DC}$.
- Double voltage indication, powerful sound and a flashing light indication.
- Presence of real DC voltage indicated by audible and flashing high-brightness **red** light.
- Bright **orange** LED indication: presence of interference voltage (DC residual charge) or stray voltages coming from surrounding circuits (faulty insulators)
- Presence of induced alternative voltage indicated by high-brightness **blue** light.
- Auto-test OK and no voltage indicated by **green** high-brightness light.
- Self-check incorporated to ensure correct functioning of device in the field before and after use.
- Operating temperature: $-25^\circ \text{ to } +55^\circ \text{ C}$; humidity 20% to 96%.
- IP65: 1st index = 6 dustproof. 2nd index = 5 = Waterproof.
- Outdoor use
- Battery: 9 volt alkaline CEI / IEC 6LR61
- Delivered in metal case or soft case
- Complet device approx. height: 3.200 kg



Reference	Voltage range	End fitting	Packaging
DCC3600U		Universal	
DCC3600R	120 – 3600V DC	R	Soft case
DCC3600APV		APV	



VOLTAGE DETECTION
 DIRECT CURRENT VOLTAGE DETECTOR
 ELECTRICAL TRACTION DETECTION

PREMIUM

VALUE

ESSENTIAL

/ DC3600BPM – DC3600 – DC36

OUR SELECTION

DC BIPOLAR VOLTAGE DETECTORS, RANGE 500 / 3.600 V DC
 DESIGNED ACCORDING TO IEC 61243-2

Advantages

- Instant detection of residual DC voltage (measure the unloading of the line).
- Detection of actual and induced AC voltage (presence or absence of voltage).
- Detection of DC voltage (presence or absence of voltage).
- Warning excess voltage range (> 4000V) visual and continuous sound indication.
- Current limitation in the cable below 3.5 mA.
- Surge resistant up to 36 kV.
- Indication of the voltage level on the AC or DC receiver ($\pm 3\%$).
- Robust shell with flexible adapter coupling (AFLEX).
- Full auto control with self test button (cable is also tested).
- Dedicated display for each function => clear information.



/ USE

These devices are used for No-Voltage Testing of direct current overhead lines (mainly transport overhead lines : trams, metro, trains). Certain models in this range also indicate the presence of voltage due to residual electric charges (DC) and the presence of AC voltages (induced or actual).

/ TECHNICAL SPECIFICATIONS

Voltage range: 400-3600V DC. Audible and visual indication of the presence of voltage (red LEDs). The current passing through the detector cable is always lower than the standardised danger threshold (3.5 mA). Designed to resist temporary over voltages up to 36kV. DC36 simplified model : simple DC voltage detection from 500V to 3600V. DC3600BP detector: complete detector able to indicate:

- detection of DC voltages (red LEDs) from 500V to 3600V
- presence of residual DC voltages while discharging (audible signal and orange LEDs)
- presence of actual or induced AC voltages (blueLED)
- overvoltage alarm

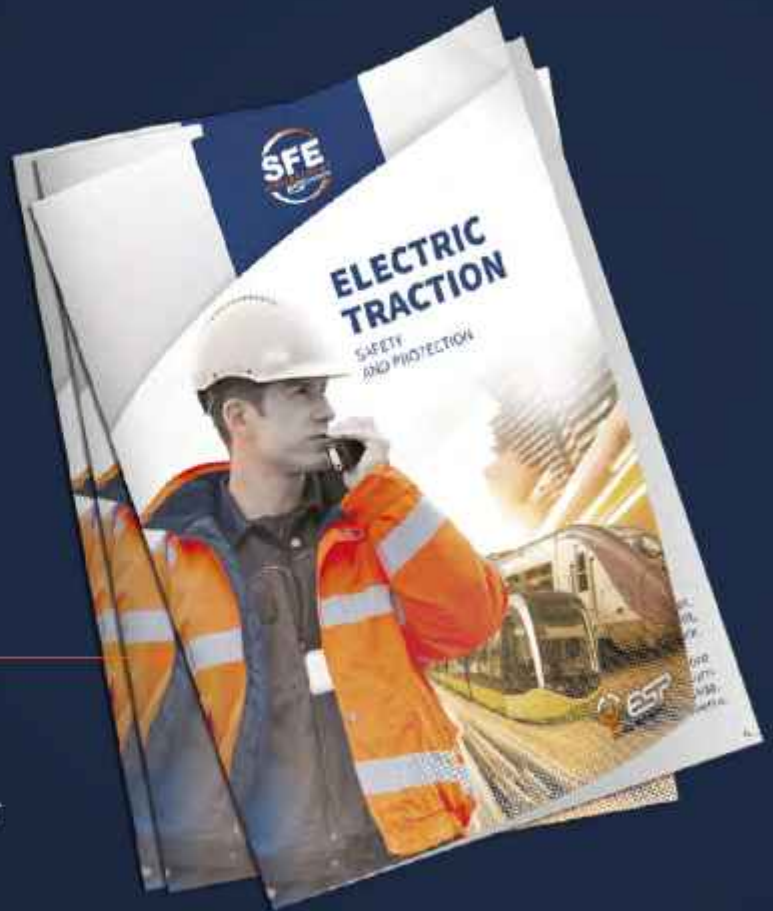
Reference	Nominal voltage	End fitting	Packaging
DC3600U	120 - 3600V DC 500 – 3600V DC	AFLEX U	Soft case
DC36HR		AFLEX R	
DC36HU		AFLEX U	
DC36HAPV		AFLEX APV	
DC36HB		AFLEX B	
DC3600BPHR		AFLEX R	
DC3600BPHU		AFLEX U	
DC3600BPHAPV		AFLEX APV	
DC3600BPHB		AFLEX B	

DISCOVER OUR PRODUCTS FOR ELECTRIC TRACTION

Check our Electric Mobility
catalogue on our website
pentaesp.com



SCAN THE QR CODE
TO ACCESS THE DOCUMENT
DIRECTLY!



You can also request
a printed version from
our Sales Department



D.E.T. DE-ENERGIZED TESTING FOR UNDERGROUND NETWORKS

On three-pole cables and networks protected by a circuit breaker, it is strongly recommended to carry out a DET using a dual function spiking and cutting tool in order to limit the short circuit to a phase-to-earth fault.

The 5 golden rules for de-energized works on underground networks without visual continuity require to use a remotely operated cutter with earthing lead.

THE EARTHING EVACUATES THE CURRENT from the short circuit in case of voltage presence.

IN CASE OF CUTTING A TRIPOLAR CABLE protected by a switch sensitive to phase to earth current, the spikes integrated in the blades and their calibrated speed will make sure the network is protected in case of voltage presence.

Wide variety of blades available, with or without spike.

SECURE IDENTIFICATION



De-energized and dual grounded.



De-energized testing.



FOR SAFETY, operate the cutter from 10 meters away with the remote controller.



OUR EXPERTISE FOR SAFER DE-ENERGIZED TESTINGS ON UNDERGROUND NETWORKS

- 25 years of expertise in de-energized testing (DET) spiking and cutting tools.
- Thousands of DET tools sold worldwide to electrical utilities.
- Short Circuit Intensity Rating (SCIR) of earth leads tested in third party laboratory up to 31.5kA.1s
- 0 accidents with the use of the Range PICOUP® since first delivery.
- Choose your safe DET solution in our wide range of products according your level of requirements.
- Compliance to existing standards NFC1850, EN 50340: Enedis specification.



IMPORTANT

- On unipolar cables, it is strongly recommended to make a DET by bringing together the 3 phases in order to ensure maximum safety. In the case of wrong cable identification, particularly on LV networks (protection by fuse), this will allow the network protection to react.
- On three-pole cables and networks protected by a circuit breaker, it is strongly recommended to carry out a DET using a dual function spiking and cutting tool in order to limit the short circuit to a phase-to-earth fault.
- Take into account when choosing your tool that the users may have to work on multiple type of networks.



Function performed by device.



Function not provided by the device.

ICC during a WT on a live wire:
DC phase-ground = 3kA = single phase fault
DC phase-phase = 3.5kA = two phase fault
3-phase DC = 12.5kA = 3 phase fault

	REMOTE OPERATOR PREVENTS STEP VOLTAGE	STABILIZED PUMP	USER SECURIZED DURING SPIKING	PHASE TO EARTH SHORT CIRCUIT GUARANTEED	NO HYDRAULIC HOSE	END OF DET INDICATOR	Tools type	Tool reference	Wire diameter	Type of fault	DET Certainty Underground Cable	Underground cables		
											Number of operations to be performed	LT	HV	VHV
	X	X	X	X	X	X	MANUAL cable cutter	SPCS120M	120 mm	two-phase	3 prong cable	•	•	•
	X	X	X	X	X	X	MANUAL CARTRIDGE cable snare	SPC80WC	80 mm	two-phase	3 prong cable	•	•	•
	X	X	X	X	X	SPCT14WJ		114 mm	two-phase	3 prong cable	•	•	•	
	X	X	X	X	X	SPCT14WJC		114 mm	two-phase	3 prong cable	•	•	•	
	X	X	X	X	X	SPC152WC		152 mm	two-phase	3 prong cable	•	•	•	
	✓	X	X	X	X	X	Cable cutter MANUAL	SPCC80NM	80 mm	two-phase	1 cut	•	•	
	✓	X	X	X	X	X		SPCC100SM	100 mm	two-phase	1 cut	•	•	
	✓	X	X	X	X	X		SPCC120WM	120 mm	two-phase	1 cut	•	•	
	✓	X	X	X	X	X		SPCC80NMC	80 mm	two-phase	1 cut	•	•	
	✓	X	X	X	X	X		SPCC100SMC	100 mm	two-phase	1 cut	•	•	
	✓	X	X	X	X	X		SPCC120WMC	120 mm	two-phase	1 cut	•	•	
	✓	✓	✓	X	X	X		SPCC80NEP	80 mm	two-phase	1 cut	•	•	
	✓	✓	✓	X	X	X	Cable cutter COMFORT	SPCC100SEP	100 mm	two-phase	1 cut	•	•	
	✓	✓	✓	X	X	X		SPCC120WEP	120 mm	two-phase	1 cut	•	•	
	✓	✓	✓	X	X	X		SPCCS100SEP	100 mm	single phase	1 cut	•	•	
	✓	✓	✓	✓	✓	✓	Chop and cut ULTRASAFE	SPCCS80NI	80 mm	single phase	1 spiking & cutting	•		
	✓	✓	✓	✓	✓	✓		SPCCS100SI	100 mm	single phase	1 spiking & cutting	•	•	
	✓	✓	✓	✓	✓	✓		SPCCS140WI	140 mm	single phase	1 spiking & cutting	•	•	
	✓	✓	✓	✓	✓	✓		SPCC140WI	140 mm	/	1 cut			•



VOLTAGE DETECTION

SAFETY CABLE CUTTERS FOR UNDERGROUND CABLES SAFETY MANUAL CABLE CUTTERS



/ SPCCM

MANUAL SAFETY CABLE CUTTER

Advantages

- Eliminates the need to use a cable spiker before the cutting operation.
- Without external energy.

/ USE

Manual hydraulic cable cutters for de-energized testing of underground power cables

/ TECHNICAL SPECIFICATIONS

- Robust & light, aluminum structure and hardened steel blades.
- Cable head earth lead: maximum rated short-circuit intensity: up to 14kA.1s (or 20kA.0.5s) phase to phase.
- Hydraulic pressure 700 bar
- 700 bar hydraulic hose, certified insulation up to 60kV, flexible, Kevlar reinforced with anti-pinch sleeves. Quick connection couplings with captive dust caps. Available with CEJN 115/117 or EDF coupler
- 3 cutting heads 80, 100 and 120 mm interchangeable with the pump.
- Integrated carry handles, balanced weight.
- Packaging: wheeled case or 2 Waterproof tarpaulin transport bags with wide shoulder straps and storage pockets.



REMOTE USER AGAINST STEP VOLTAGE	✓
STABLE PUMP	×
NO RISK FOR THE USER DURING THE PEAK	×
PHASE TO GROUND SHORT CIRCUIT GUARANTEED	×
NO HYDRAULIC HOSE	×
VAT END INDICATOR	×

Reference	Cutting \varnothing	Cutting force	\varnothing reinforcement round w/ra	Icc (kA-1s)	Icc (kA-0,5 s)	Type of short-circuit
SPCC80NMBC	80mm	8 t	0 mm	9	13	three-phase fault
SPCC100SMBC	100 mm	9,6 t	1 mm	9	13	
SPCC120WMBC	120 mm	13 t	2 mm	9	13	
SPCC80WMB	80mm	8 t	0 mm	14	20	
SPCC100WMB	100 mm	9,6 t	1 mm	14	20	
SPCC120WMB	120 mm	13 t	2 mm	14	20	



/ SPCCEP

POWER CABLE CUTTERS - SAFETY COMFORT RANGE

Advantages

- Remote controlled cable cutter for proving dead operations.
- Max. short circuit current (P-E) elapsed: 25kA.0,5s or 18kA.1s.
- Earthing of the cutting head.
- Compact electro-hydraulic pump with automatic double speed (fast approach/working).
- Hydraulic hose 700 bar, insulating up to 60 kV certified, flexible, Kevlar reinforced with anti-pinch cuffs.
- 3 cutting heads 80, 100 and 120 mm interchangeable with the pump.
- No physical connection to the tool = optimal safety for the user.
- Quick-connect couplings with captive dust caps.
- Robust carrying bags with wide shoulder straps and storage pockets.

/ USE

Electrohydraulic cable cutters for proving dead underground power cables.

/ TECHNICAL SPECIFICATIONS

Hydraulic double pump unit 700 bar
Available with CEJN 115/117 or EDF coupling
Standard battery 24 V 3 Ah
Bluetooth remote control with 25 m range
Packaging: suitcase on wheels or in a bag



REMOTE USER AGAINST STEP VOLTAGE	✓
STABLE PUMP	✓
NO RISK FOR THE USER DURING THE PEAK	✓
PHASE TO GROUND SHORT CIRCUIT GUARANTEED	✗
NO HYDRAULIC HOSE	✗
VAT END INDICATOR	✗

Reference	Cutting Ø	Cutting force	Ø reinforcement round wire	Icc (kA-1s)	Icc (kA-0,5 s)	Type of short-circuit
SPCC80NEPB	80 mm	8	0 mm	10	14	three-phase fault
SPCC100SEPB	100 mm	9.6	1 mm			
SPCC120WEPB	120 mm	13	2 mm			



VOLTAGE DETECTION

SAFETY CABLE CUTTERS FOR UNDERGROUND CABLES COMFORT SAFETY CABLE CUTTER



/ SPCCSEP

POWER CABLES SPIKING AND CUTTING TOOL -
COMFORT RANGE

Advantages

- Remote controlled cable cutter for proving dead operations.
- Maximum short circuit current (P-T) slapsed: 25kA.0,5s or 18kA.1s.
- Earthing of the cutting head.
- Compact electro-hydraulic pump with automatic double speed (fast approach/working).
- Hydraulic hose 700 bar, insulating up to 60 kV certified, flexible, Kevlar-reinforced with anti-pinch cuffs.
- A 100 mm cutting head with spike for use on circuit breaker protected networks. The spike creates a phase-to-ground fault.
- Eliminates the need to use a cartridge or manual cable spiker prior to the cutting operation.
- No physical connection to the tool = optimum safety for the user.
- Quick connect couplings with captive dust caps.
- Robust carrying bags with wide shoulder straps and storage pockets.

/ USE

Electrohydraulic spiking and cutting tool for proving dead underground cables.

/ TECHNICAL SPECIFICATIONS

Double pump hydraulic unit 700 bar.
Available with CEJN 115/117 or EDF coupling.
Standard battery 24 V 3 Ah.
Bluetooth remote control with 25 m range.
Packaging: trolley case or trolley bag.

REMOTE USER AGAINST STEP VOLTAGE	✓
STABLE PUMP	✓
NO RISK FOR THE USER DURING THE PEAK	✓
PHASE TO GROUND SHORT CIRCUIT GUARANTEED	✓
NO HYDRAULIC HOSE	X
VAT END INDICATOR	X

Reference	Cutting \varnothing	Cutting force	\varnothing reinforcement round wire	I_{cc} (kA-1s)	I_{cc} (kA-0,5 s)	Type of short-circuit
SPCCS100SEP	100 mm	9,6 t	1 mm	18	25	single-phase fault



REMOTE USER AGAINST STEP VOLTAGE	✓
STABLE PUMP	✓
NO RISK FOR THE USER DURING THE PEAK	✓
PHASE TO GROUND SHORT CIRCUIT GUARANTEED	✓
NO HYDRAULIC HOSE	✓
VAT END INDICATOR	✓



New cable retention strap for a successful remote-controlled cut for sure.



The spike protects your network.

/ SPCCI

ULTRASAFE SAFETY CABLE SPIKER&CUTTERS

Advantages

- Full range to cover all needs : from Street Lighting to Transmission cables
- Remote controlled up to 25m : safety for the user
- Integrated spike for single Phase-earth short circuit : safety for the line
- All integrated tool, no hydraulic hose:
 - no maintenance costs ;
 - safety for the user (700 bars) ;
 - quick set up and storage after the cut is complete.

/ USE

Ultra safe integrated electrohydraulic cable cutters without hydraulic hose for de-energized testing of underground power cables.

/ TECHNICAL SPECIFICATIONS

- Bluetooth or radio remote controlled
- Integrated spike
- Compact all integrated electro-hydraulic unit with automatic double speeds
- Extended range of blades opening: 50mm, 65mm, 80mm, 100mm, 140mm for uses from street lighting to transmission cables
- Powerful enough to cut steel wire armoured cables, refer to product sheets.
- Systems to maintain the tool on the cable to cut
- Autocut system on request
- 700 bar double pump hydraulic unit.
- Protection tarpaulin
- IP67 waterproof housings for 50mm, 65mm, 80mm blades opening
- CAS or MAKITA batteries
- Packaging: wheelecase or softbag



New 18V 4Ah batteries with high mechanical resistance and tropicalized.



All-weather use: IP67 waterproof.



VOLTAGE DETECTION

SAFETY CABLE CUTTERS FOR UNDERGROUND CABLES ULTRASAFE SAFETY CABLE CUTTERS



/ **PICOU P**

CABLE SPIKING AND CUTTING TOOL - ULTRASAFE RANGE

Advantages

- Protection of the network by creating a phase-to-earth fault with the spike.
- Remote-controlled cable cutter for proving dead operations.
- Compact integrated electro-hydraulic unit with automatic double speed.
- Remote controlled cable cutter up to 100m to protect the user and third parties from the effects of a live cut.

/ USE

Ultrasafe integrated electro-hydraulic cable spiking and cutting tool, without hydraulic hoses, for proving dead underground cables.

/ TECHNICAL SPECIFICATIONS

Double pump hydraulic unit 700 bars.
Packaging: wheeled case or bag.

Reference	Cutting Ø	Cutting force	Ø reinforcement round wire	Icc (kA-1s)	Icc (kA-0,5 s)	Type of short-circuit	Battery	Remote control
PICOU P250	100 mm	13 t	0 mm	18	25	single-phase fault	24 V	100 m



/ PICOU80

SAFETY CABLE SPIKER AND CUTTER 80 MM DIAMETER

Advantages

- Cable retention strap.
- Waterproof IP67.
- Backpack type bag.
- Withstands a Short-Circuit on a live MV cable.

USE

- Low Voltage Distribution Cables
- Up to 3 x 240mm² aluminum or 4 x 150mm² copper
- MV unipolar or tripolar cables (including helical)
- Up to 1 x 1300mm² aluminum or 1 x 300mm² copper

Reference	Opening diameter	Earthing lead	Aluminium	Weight
PICOU80	80 mm	70 mm ²	2 m	10,5 kg



/ PICOU65

SAFETY CABLE SPIKER AND CUTTER 65 MM DIAMETER

Advantages

- Secured blade shape to avoid cutting two cables.
- Cable retention strap.
- Waterproof IP67.
- Backpack type bag.

USE

- Armored Low Voltage Distribution Cables
- Up to 3x240mm² aluminum or 4x185mm² copper
- MV unipolar cables
- Up to 1x630mm² aluminum or 1x300mm² copper
- Round wire reinforcement up to 2,4mm

Reference	Opening diameter	Earthing lead	Aluminium	Weight
PICOU65	65 mm	50 mm ²	2 m	9,1 kg



/ PICOU50

SAFETY CABLE SPIKER AND CUTTER 50 MM DIAMETER

Advantages

- Secured blade shape to avoid cutting two cables.
- Cable retention strap.
- Waterproof IP67.
- Backpack type bag.

USE

- Public lighting or LV distribution cables
- Up to 3x240mm² aluminum (unarmoured) or 4x185mm² copper SW armoured
- MV unipolar cables (including helical)
- Up to 1x630mm² aluminum or 1x300mm² copper
- Round steel wire reinforcement up to 2,4mm

Reference	Opening diameter	Earthing lead	Aluminium	Weight
PICOU50	50 mm	50 mm ²	2 m	9 kg



VOLTAGE ALERT

PERSONAL VOLTAGE DETECTORS PERSONAL VOLTAGE ALARMS

PREMIUM

/ ALADIN INNOVATION

INDIVIDUAL VOLTAGE ALARM WITH HEADLAMP

EN 61000-8-2 / EN 61000-6-4



/ USE

ALADIN is a personal electric field detector combined with a professional headlamp. It provides the wearer with an audible safety alarm if a high AC voltage level occurs. This makes it possible to manage unintentional proximity to live facilities by alerting the operator to the danger. The frequency of the audible alarm increases as the detected electric field increases.

The audible alarm alerts the operator as soon as they are close to a voltage source. On arrival at the work site, a personalized calibration of the voltage that triggers reactivation of the smart alarm may be obtained by pressing the Smart button. The alarm then remains on silent watch as long as its readings are below this level and as soon as the measured voltage is higher than the defined level, the user is warned. The closer is the voltage source, the shorter the reactivation distance will be.

The detector acts as a complementary warning by alerting the operators when they are in presence of live equipments : maintenance works, rescue, painting, pruning, etc.

Advantages

• ADJUSTABLE, 5-POSITION ANGLE:

The lamp's angle is adjustable to 5 positions by moving the detector on its fixing plate.

• UNIVERSAL FASTENING

ALADIN is adjustable to all models of protective helmet or cap and its fastening interface includes:

- A clip for fixing to a protective helmet that has a slot for a headlamp.
- An adhesive pad system for fixing onto traditional helmets without this slot (several models available).
- An elastic strap with fixing hooks so that the detector may be worn with a protective cap.



/ A PROFESSIONAL QUALITY MULTI-BEAM LAMP

ALADIN is equipped with an integrated high-performance LED headlamp and professional lenses for excellent light quality and will adapt to any requirements.

ALADIN is fitted with two light beams, suitable for all uses.

LONG RANGE BEAM : a focused or long-range beam to provide lighting at a distance: path, overhead lines or electrical poles.

BROAD BEAM : a broad or close beam to light the immediate vicinity: work close of hand, movements, stairs.



Type of beam	Light Intensity	Beam angle	Lighting distance	Autonomy
	140 lumens	11°	20-30 m	4 h
	High strength	65°	10-15 m	4 h
	Medium strength		5-10 m	25 h
	Low strength		< 3 m	50 h
Vigilance	/	/	/	80 h



/ 360° DETECTION AROUND THE WEARER



The ideal position of the detector on top of the protective helmet makes detection of an electric field equally effective, whether the field is in front of or behind the wearer.



/ SMART MUTE FEATURE: SMART ALARM

The audible alarm alerts the operator as soon as they are close to a voltage source. On arrival at the work site, a personalized calibration of the voltage that triggers reactivation of the smart alarm may be obtained by pressing the Smart button. The alarm then remains on silent watch as long as its readings are below this level and as soon as the measured voltage is higher than the defined level, the user is warned.

The closer is the voltage source, the shorter the reactivation distance will be.



/ COMPACT AND LIGHTWEIGHT

PENTA FAMECA has used all its know-how to reduce the volume and weight of its detector. ALADIN is lighter than most other headlamps with equivalent performance.

/ WIDE VOLTAGE DETECTION RANGE :
FROM 2 KV TO 400 KV

ALADIN's wide voltage range from 2 kV to 400 kV makes it suitable for a great variety of electrical environments.



/ TECHNICAL SPECIFICATIONS

- Detector operating range : 2 kV to 400 kV.
- Reference detection distance: 2 metres from a conductor located at a height of 1.5m at a voltage of 1 kV (live-earth).
- Detects the electric field level but does not measure the distance. The higher the voltage, the greater the distance at which it may be detected.
- Detection of a 50 Hz and 60 Hz electric field at 360° around the wearer.
- Use for outside and indoor electrical equipment.
- Detects Low Voltage on residential and commercial electrical sockets.
- IP65 protection : protection against dust and water splashes.
- Power supply : Lithium Polymer battery, rechargeable using a micro USB cable.



The standard version of detector ALADINCEFC is supplied in a cardboard box with a universal charger and micro USB cable, interface for fitting to a helmet, an elasticated band and four hooks, a reinforced protective case and Users' Instructions.

- FIRST ALARM DISTANCE
BEFORE SMART MUTE

KV	Distance
1	2 m
15	4,5 m
20	5 m
25	5,5 m

Distances given as an indication, obtained in laboratory conditions using single voltage on a 2-metre bar at 1.5 metres from the ground

Reference	Voltage range	User manual*	Packaging
ALADINRAIL25CEFC	25 kV	Pack F	Cardboard box includes Soft bag, many pads interface (x3). Optional: USB charger & elastic strap
ALADINCEFC	2 - 400 kV		Cardboard box includes Soft bag, many pads interface (x3), USB charger & elastic strap
ALADINMVOHCEFC	10 - 69 kV		Cardboard box includes Soft bag, many pads interface (x3), USB charger & elastic strap
ALADINMVOSCEFC	2 - 400 kV		Cardboard box includes Soft bag, many pads interface (x3), USB charger & elastic strap

* Pack F: FR/GB/DE/ES/PT/PL - Pack G: GB/GR/BG/AT/IL/NL/NR/TR



ESSENTIAL

/ **ODIN** INNOVATION

INDIVIDUAL VOLTAGE WARNING

EN 61000-6-2, EN 61000-6-4

**Advantages**

- Sound alert of voltage proximity which rhythm increases up on the level of electric field detected.
- The "smart mute" is a Dynamic Voltage Detection :
 - it is used to silence the warning sound once at working place, the device is remaining in vigilance and still measuring the electric field.
 - The warning sound will automatically restart in case of increase of the level of detected electric field (closer or sudden presence of voltage).
- Acts as an additional fencing which can be set at the working place.
- The device can be fixed on helmets or hard hats by various means. In this position, the device will detect 360° around the operator.
- No influence of the electromagnetic fields.
- Light and compact device.
- Rechargeable by standard micro USB 5 V plug.
- Robust shell with flexible adapter coupling (AFLEX), range of adapters available on request (L, APV & R)
- Counter nut allowing the electrode to be locked in position.
- Ergonomic button easy to operate even with insulating gloves.



/ USE

- ODIN is designed to provide extra safety level for workers operating near energized equipment (during maintenance, rescue operations, painting, pruning...) in electrical environment.
- This device is a personal voltage alarm.

Do not replace safety procedure.

- Example of situation where ODIN provided an efficient warning.
 - Misunderstanding : the operator approach the wrong spot
 - Voltage unexpected return : mistake during an operation on disconnected network.
 - Involuntary approach : quick move in direction of energized areaduring operation
 - Diversion: the operator is diverted by a bad news or urgency and moves toward a high potential energized conductor unconsciously.

In all these situations and many others
ODIN will provide the ultimate WARNING.

/ TECHNICAL SPECIFICATIONS

- 360° detection of electric field 50 & 60 Hz around the worker.
- Convenient for outdoor and indoor electrical systems.
- Detects the level of electric field. It does not measure the distance of the source of the electric field.
- Higher is the voltage, bigger is the distance of detection.
- It may even detect low voltage near wall outlet.
- Range of use up to 400 kV environments.
- Battery capacity 2000mAh
- Temperature: -25°+55°C
- Humidity: up to 96 %.

Reference	Application	Voltage Range	Dimensions	User manual*	Packaging
ODINMVOHCEFC				Pack F	Cardboard box: includes Soft bag, pad interface
ODINHVCEFC					
ODINCEFC					

* Pack F : User manual FR/GB/DE/ES/PT/PL - Pack G : User manual GB/GR/SG/IT/NL/AR/TR



PREMIUM

/ RODIN-RS

OPERATING REPEATER
 FOR PERSONAL
 VOLTAGE ALARM

RED EUROPEAN DIRECTIVE
 (2014/53/EU)

Advantages

- Provides the benefit of the functional and ergonomic features of ALADIN RS plus possible specific commands and alerts
- Enhance the ALADIN RS audible alarm to a level suitable for working environments (lift vehicle engine, surrounding traffic, etc)



/ USE

RODIN-RS linked with ALADIN-RS by Bluetooth is designed to provide additional safety alert to a worker team operating in an electrical environment close to presumably live equipment (maintenance work, painting, pruning etc. It will warn the workers and operate on chosen auxiliary systems (warning beacons, siren, stopping equipment motion, ...) when voltage is detected by the ALADIN-RS to which it is paired.

Does not replace safety procedures:

- The detection of an electric field by ALADIN-RS activates audio and visual alarms and operate selected auxiliary functions to which RODIN-RS has been linked.
- The operator can adjust the alarm distance in relation to the live conductor using the Smart Mute function of ALADIN-RS audio indication stops but the light indication remains active
- RODIN-RS copies (emulates) all the sound and visual indications of ALADIN-RS (smart mute, low battery, etc.)
- RODIN-RS can be used paired with ALADIN-RS to enhance safety when closing to or operating near live installations in the voltage and configuration range of the ALADIN-RS used.
- ALADIN-RS refer to the related product data sheet.

Caution : RODIN-RS is designed to only operate with the ALADIN-RS electric field detector or any PENTA FAMECA device that will be designed in order to be compatible with this technology (RODIN-RS upgrade being probably necessary).

/ TECHNICAL SPECIFICATIONS

- Supply : 12 V or 24 V DC
- Dry contact control input (NO/NC)
- Protection : IP69 K
- Shocks resistance : IK03
- Operating temperature : -25 to +55° C
- Fitting by four M6 screws
- Dimension 141 x 227,5 x 90 mm
- Weight : 1,5 Kg

Reference	Voltage Range	Dimensions
RODIN-RS	12 V or 24 V DC	141 x 227,5 x 90 mm



VOLTAGE ALERT

PERSONAL VOLTAGE DETECTORS PERSONAL VOLTAGE ALARMS

PREMIUM

/ GAZEL NEW

VOLTAGE ALARM FOR GAS PIPE BYPASS



Advantages

- The GAZEL is a Pipe Bypass equipped with a Voltage alarm.
- It warns the operator of the risk of electric shock during gas meter change operations by showing presence of voltage with :
 - Sound
 - Light indication in all directions

/ SPECIFICATIONS

Voltage detection :
Alert the user as soon the device is brought into contact with an AC voltage above 50V AC.
Detection of the electric field 50Hz and 60Hz.
IP 54, outdoor use.
Sound level: 55 dB at 1m.
No influence of electromagnetic fields beyond 150 KHz.
Self Test: Performed by pressing the «Test» button.
Power source: 2x AAA alkaline batteries, indication «low battery» level by red diode fixed after AUTOTEST.
Dimensions : 85 x 47 x x 31 mm
Weight : 95 g (excluding the Bypass).



1 OLD GAS METER BEFORE DISMANTLING



2 FIX THE 2 CLAMPS ON EACH SIDE OF THE GAS METER

STOP If the detector beeps and lights up : abnormal presence of voltage on the pipe !



Reference	Braid length	Weight	Packaging
GAZELFTA	0,7 m	1,4 kg	Soft bag with
GAZELFTBH	2 m	1,9 kg	EMC protection



3 THE BYPASS MAINTAINS THE CONTINUITY WHEN THE OLD GAS METER IS REMOVING TO AVOID ANY SPARK



4 NEW GAS METER CAN BE INSTALLED



5 THE BYPASS CAN BE REMOVED





VOLTAGE ALERT

PERSONAL VOLTAGE DETECTORS PERSONAL VOLTAGE ALARMS

/ UNITAG

ELECTRO-ALERT DETECTOR FOR SAFE APPROACH OF DISTRIBUTION INSTALLATION (LV/HV)

1000V CAT IV - IP65

Advantages

- Sound and light alert on voltage presence.
- UNITAG 1000V for using on networks.
- Can be used by hands or on insulating stick.
- Indication of detection level.
- Tip length designed for access to LV panel and test point.
- Audible beeping speed proportional to the level of detection.
- Visual indication of level of detection on a bright LED bar graph.
- Automatic self-test when switched on with green LED indication.
- Multi purpose detector : street light, insulating twisted cables, rescue team, fire fighters...



/ USE

UNITAG is a unipolar detector designed to test the presence of phase on insulated or bare LV conductors. The level of detection is indicated by a LED bargraph and a beeping sound which speed increases as device approaches a live source. It is commonly used for detecting stray voltage on poles and cross arms, conductor disconnection on overhead insulated LV conductors. UNITAG will not replace a standard "proving dead" device but is an ideal complement to bipolar LV detector.

/ TECHNICAL SPECIFICATIONS

- AC system
- AC mains frequency : 50-60 Hz
- Field of use : from 50V up to 1000V
- Detection by direct contact at 50V
- CAT IV 1000V
- IP65
- Temperature : -15 °C to +45 °C
- 2 x LR03 1.5 volt alkaline (AAA)
- Delivered with soft bag suitable for belt fixing



Reference	Type of use	User manual*	Dimensions	Weight
UNITAGHFE	Hand-held	Pack F	227 x 45 x 37 mm	160 g
UNITAGUFE	Hand-held + stick interface		241 x 67 x 51 mm	210 g
UNITAGUFX	Hand-held soft shell + telescopic stick		51 x 67 x 1100 mm	710 g

/ Accessories

Reference	Description	Weight
CPUNITAGUO	Protective shell UNITAG, Universal adapter	100 g

* Pack F : User manual FR/GB/DE/ES/PT/PL - Pack G : User manual GB/GR/SG/IT/NL/AR/TR

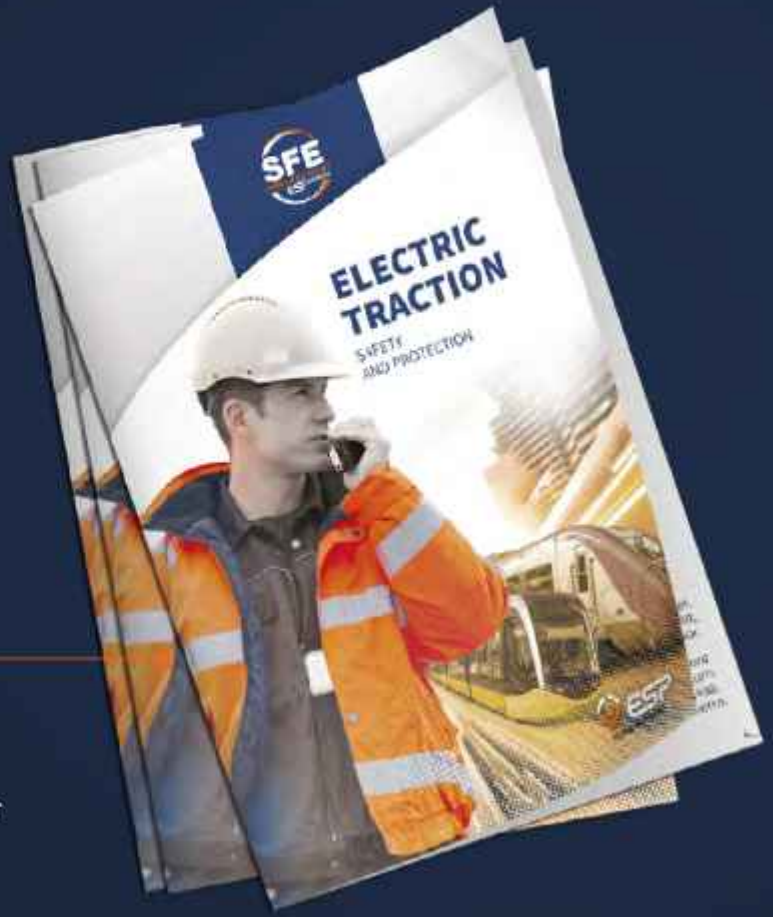
DISCOVER OUR PRODUCTS FOR ELECTRIC TRACTION

Check our Electric Mobility
catalogue on our website
pentaesp.com



SCAN THE QR CODE
TO ACCESS THE DOCUMENT
DIRECTLY!

SCAN ME



You can also request
a printed version from
our Sales Department





INSULATING POLES



PENTA
ELECTRICAL SAFETY PRODUCTS

Your life,
Our work.

INSULATING POLES

Our insulating poles comply with the EN 50608, IEC62193, ASTM F1826 latest international standards.

They are all built with our own insulating tubes offering the best dielectric and mechanical performances and complies with the IEC 60855-1, IEC 61235, ASTM F711 standards.

FAMECA has been manufacturing high performance composite insulating tubes by industrializing its own manufacturing processes for more than 70 years.

In the 90's, FAMECA has developed a unique process allowing the continuous manufacturing of a foam-filled tube used in live working that complies with the IEC60855-international standard and its successive evolutions. FAMECA then quickly extended this premium quality tube to its whole insulating sticks production.

Therefore, since the 90's, all FAMECA telescopic sticks equipped with hollow lower tubes (IEC 61235) now have a foam-filled end tube compliant with IEC 60855-1 than those used for live working and in compliance with IEC 60855-1.



The main advantages of IEC 60855-1 foam-filled tube compared to hollow tubes are :

- **ITS RESISTANCE TO THE PENETRATION OF HUMIDITY**, making it the ideal material for all-weather outdoor uses.
- **ITS UNIQUE INSULATION AND DIELECTRIC PROPERTIES** which prevents, no matter the weather conditions, to be a source of ignition when working in contact with or near live electrical lines.
- **ITS HIGH MECHANICAL STRENGTH AND RIGIDITY** which allows to improve its lifespan and the gesture's precision of the operators during handlings

Always concerned to improve the service life and reliability of our products in order to continually extend their essential safety function, FAMECA now has a range of tubes with better shock resistance properties. This range continues to comply with IEC 61235 for hollow tubes and IEC 60855-1 for foam-filled tubes.

The constant search for innovation in the service of solutions for our customers has allowed us in recent years :

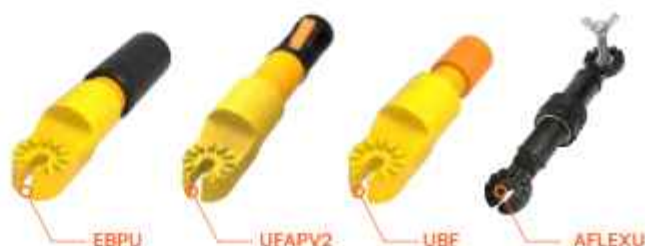
- **TO PROPOSE A NEW RANGE OF PENTAGONAL TUBE**. These tubes were developed to create the Penta POLE telescopic pole. Reaching 12m in length, it offers lightness and excellent rigidity. As for its shape, it allows exceptional grip and can transmit a torque.
- **TO INCORPORATE A STRUCTURAL FINISH** that further enhances the mechanical properties of the tubes used for the sticks to increase their longevity.
- **TO CREATE NEW FINISH VARNISHES** (almost non-existent in all of our competitors), which further increases the UV resistance properties and the hydrophobic and oleophobic properties of the tube surface, thereby reducing pollution and dirt on the poles and facilitating periodic maintenance.
- **TO BE CONSTANTLY ON THE LOOKOUT FOR NEW MATERIALS THAT BRING EVER MORE BENEFITS TO USERS.**

POLES END FITTINGS AND ADAPTER CONNECTIONS

/ APV - U adapters
12 mm 6-sided to U end fitting

Reference	Description
32715V	Classic version
APVFLEX	Flexible version*
32738	M10 to U end fitting adapter compatible with an APV3

/ U adapters



Reference	Description
EBPU	U — Polish bayonet adapter
UBF	U — Bayonet adapter
UFAPV2	U — APV adapter
AFLEXU	U — Flexible U version*

/ B - U adapters
DIN bayonet to U end fitting

Reference	Description
BVUI	Version with locking system on the bayonet end fitting
BVU	Classic version
AFLEXB	Flexible version*

* The flexible adapters protect the detector from shocks during handling. They also protect all the connection points.

/ PPOLE

MULTI-PURPOSE TELESCOPIC INSULATING POLE
PENTA-POLE

IEC 62193, IEC 60855-1 / ASTM F1828, ASTM F711



Advantages

- The most comfortable handling in the market thanks to its pentagonal shape naturally adapted to the bent hand.
- Rotationally locked elements thanks to the pentagonal shape of the elements.
- Lighter thanks to its interwoven fibres allowing thin and strong surfaces.
- Slimmer in flexion providing precision of movement and comfort in use.
- Easily adjustable length thanks to the large soft-touch buttons that lock automatically when the elements are deployed. A simple press unlocks the elements to be folded, which are stored under their own weight.



/ USE


Pentagonal-shaped telescopic insulating pole allowing to :

- to carry out disconnecter operations
- to carry out no-voltage testing operations
- Lifting of vertical earthing
- carry out various maintenance work (pruning, conductors cleaning ...)

/ TECHNICAL SPECIFICATIONS

Insulating telescopic pole made of :

- 1 to 8 pentagonal-shaped shallow tubes compliant with the IEC 61235 standard
- 1 top tube \varnothing 28 mm compliant with IEC 60855-1 and ASTM F711 standards
- 1 base to protect the tip of the pole
- 1 universal end fitting to accommodate multiple accessories
- 1 operating hook (U-end fitting version)



universal end fitting to fix multiple accessories and adapters



Bi-material push button ; simple operation

round top tube \varnothing 28 mm in accordance with IEC 60855-1 standard

/ PPOLE STANDARD

IEC 82193, IEC 60855-1 / ASTM F1826, ASTM F771



Advantages

- A solution for all voltages and heights until 12 meters



/ USE

The telescopic pole reaches heights up to 12m while maintaining a retracted length of 1.78m.

The pole is composed of 3 to 9 elements, which can be adapted to all configurations of use.

Its low weight and high rigidity allow an easier handling and more precise movements.

/ TECHNICAL SPECIFICATIONS

Insulating telescopic stick made of:

- 2 to 8 pentagonal-shaped shallow tubes compliant with IEC 61235 standard.
- 1 top tube \varnothing 28 mm compliant with IEC 60855-1 and ASTM F771 standards.
- 1 base to protect the end of the stick.
- 1 universal end fitting to accommodate multiple accessories.
- 1 operating hook.



U



USC



B



APV

multipurpose end fitting. 12 mm \varnothing sided with automatic locking

Referencia	Number of sections	Extended length	Folded length	Max. operating voltage all weather	Max. operating voltage dry weather	Cover
PPOL3/035*	3	3700 mm	1450 mm	132 kV	170 kV	HPPOLE/150
PPOL4/050*	4	5000 mm	1510 mm	132 kV	245 kV	HPPOLE/170
PPOL5/060*	5	6300 mm	1580 mm	132 kV	420 kV	HPPOLE/170
PPOL6/075*	6	7700 mm	1650 mm	132 kV	525 kV	HPPOLE/170
PPOL7/090*	7	9100 mm	1710 mm	132 kV	765 kV	HPPOLE/190
PPOL8/105*	8	10600 mm	1780 mm	132 kV	900 kV	HPPOLE/190
PPOL9/120*	9	12000 mm	1780 mm	132 kV	900 kV	HPPOLE/190

* Add the end fitting reference.

/ PPOLE MEASURE

IEC 82193, CEI80855-1 / ASTM F1828, ASTM F711



Advantages

- Indelible graduation, printed in the support, UV and handling-proof.




/ USE

The measuring stick has measurement graduations (in mm) on each section allowing to easily measure any heights range from 3 m to 12 m.

/ TECHNICAL SPECIFICATIONS

Telescopic insulating stick composed of :

- 4 to 9 pentagonal shaped tubes compliant with IEC 61235 standard.
- 1 fluorescent upper tube, 28 mm in diameter, compliant with IEC 608551 and ASTM F711 standards.
- 1 base to protect the end of the stick.
- 1 universal end fitting to fix multiple accessories.
- 1 operating hook.



Reference	Number of sections	Extended length	Folded length	Max. operating voltage all weather	Max. operating voltage dry weather	Cover
PPOL5/060MU	5	6300 mm	1580 mm	132 kV	420 kV	HPPOLE/170
PPOL6/075MU	6	7700 mm	1650 mm	132 kV	525 kV	HPPOLE/170
PPOL7/090MU	7	9100 mm	1710 mm	132 kV	765 kV	HPPOLE/190
PPOL8/105MU	8	10600 mm	1780 mm	132 kV	900 kV	HPPOLE/190
PPOL9/120MU	9	12000 mm	1780 mm	132 kV	900 kV	HPPOLE/190

/ PPOLE REINFORCED

IEC 82193, IEC 60855-1 / ASTM F1828, ASTM F771



Advantages

- Improved rigidity, doubled elasticity of the terminal section for an even more precise gesture



/ USE

The telescopic pole reaches heights up to 10,8 m while maintaining a 1,76 m retracted length.

The pole is composed of 2 to 8 sections, which can be adapted to all configurations of use.

This reinforced version offers a higher rigidity, allows a more precise movement and supports heavy manoeuvring loads.

/ TECHNICAL SPECIFICATIONS

Insulating telescopic pole made of :

- 1 to 7 pentagonal shaped tubes compliant with IEC 61235 standard.
- 1 upper tube, 32 mm in diameter, compliant with IEC 608551 and ASTM F771 standards.
- 1 base to protect the end of the stick.
- 1 universal end fitting to fix multiple accessories.
- 1 operating hook.



U



USC



B



APV

Reference	Number of sections	Extended length	Folded length	Max. operating voltage all weather	Max. operating voltage dry weather	Cover
PPOLR2/O25*	2	2600 mm	1400 mm	132 kV	132 kV	HPPOLE/150
PPOLR3/O40*	3	3840 mm	1440 mm	132 kV	170 kV	HPPOLE/150
PPOLR4/O50*	4	5150 mm	1560 mm	132 kV	245 kV	HPPOLE/170
PPOLR5/O65*	5	6520 mm	1630 mm	132 kV	420 kV	HPPOLE/170
PPOLR6/O80*	6	7900 mm	1690 mm	132 kV	525 kV	HPPOLE/170
PPOLR7/O95*	7	9300 mm	1760 mm	132 kV	765 kV	HPPOLE/190
PPOLR8/T10*	8	10800 mm	1760 mm	132 kV	900 kV	HPPOLE/190

* Add the end fitting reference

/ PPOLE COMPACT

IEC 82193, IEC 60855-1 / ASTM F1828, ASTM F771



Advantages

- Optimized retracted length, easy to store in small vehicles.



/ USE

Pole to use for :

- No-voltage testing.
- Rescuing an electrified person by pulling them to a secure area.
- Moving and moving away a potentially live electric cable.
- Earthing.
- Indoor and outdoor use .

/ TECHNICAL SPECIFICATIONS

- 1 to 8 pentagonal-shaped shallow tubes compliant with IEC 61235
- 1 upper tube, 28 mm in diameter, compliant with IEC 608551 and ASTM F771 standards.
- 1 base to protect the end of the pole.
- 1 universal end fitting to fix multiple accessories.
- 1 operating hook.



U



USC



B



APV

Reference	Number of elements	Extended length	Folded length	Max. operating voltage all weather	Max. operating voltage dry weather	Cover
PPOL2/015*	2	1520	880	45 kV	72 kV	HPPOLE/100
PPOL2/020*	2	2000	1090	72 kV	110 kV	HPPOLE/130
PPOL2/025*	2	2500	1355	132 kV	150 kV	HPPOLE/150
PPOL3/013*	3	1290	580	36 kV	72 kV	HPPOLE/100
PPOL3/020*	3	2020	880	45 kV	132 kV	HPPOLE/100
PPOL3/025*	3	2460	995	72 kV	132 kV	HPPOLE/100
PPOL4/015*	4	1500	560	20 kV	132 kV	HPPOLE/100
PPOL5/024*	5	2315	745	36 kV	110 kV	HPPOLE/100
PPOL5/035*	5	3455	1000	45 kV	170 kV	HPPOLE/100
PPOL6/050*	6	5000	1110	72 kV	245 kV	HPPOLE/130
PPOL7/065*	7	6560	1380	72 kV	420 kV	HPPOLE/150
PPOL8/070*	8	6930	1710	110 kV	420 kV	HPPOLE/190
PPOL9/062*	9	6220	1225	45 kV	420 kV	HPPOLE/130

/ PPOLE LIGHT

IEC 62193, IEC 80855-1 / ASTM F1826, ASTM F711



Advantages

- Appropriate for outdoor uses.



/ USE

Pole to use for :

- No-voltage testing.
- Rescuing an electrified person by pulling them to a secure area.
- Moving and moving away a potentially live electric cable.
- Earthing.
- Use in dry conditions only.

/ TECHNICAL SPECIFICATIONS

Stick to use for :

- No-voltage testing.
- Rescuing an electrified person by pulling them to a secure area.
- Moving and moving away a potentially live electric cable.
- Earthing.
- Use in dry conditions only.



U



USC



B



APV

Reference	Number of sections	Extended length	Folded length	Max. operating voltage dry weather	Soft cover
PPOL2L/015*	2	1500 mm	880 mm	36 kV	HPPOLE/100
PPOL2L/020*	2	2000 mm	1100 mm	72 kV	HPPOLE/130
PPOL3L/020*	3	2000 mm	800 mm	110 kV	HPPOLE/100
PPOL4L/026*	4	2560 mm	900 mm	110 kV	HPPOLE/100
PPOL5L/024*	5	2400 mm	830 mm	110 kV	HPPOLE/100
PPOLR7/095*	7	9300 mm	1760 mm	132 kV	765 kV
PPOLR8/110*	8	10800 mm	1760 mm	132 kV	900 kV

* Add the end fitting reference.

/ RI-PPOLE

INSULATING EXTENSIONS FOR PENTA-POLES

IEC 60855-1

Advantages

- Allows the use of penta-pole poles in damp conditions over 132 kV.

/ USE

The RI-PPOLE extensions not only increase the overall length of the Penta-Pole telescopic poles when unfolded, but also extend the maximum operating voltage range for all-weather operations such as no voltage testing.

/ TECHNICAL SPECIFICATIONS

Composition: Ø28 mm composite tube on foam in accordance with IEC 60855-1
End fittings: Universal female (pole side), at its opposite end a Universal (U) to receive various accessories.

Reference	Max Operating Voltage*	Le	LI	Lti
RIPPOL225KV	225 kV	1370 mm	1170 mm	2300 mm
RIPPOL400KV	400 kV	2620 mm	2420 mm	3600 mm

* PPole compatible for all-weather operating of maximum voltage
PPOL3035U – PPOL4050U – PPOL5060U – PPOL6075U – PPOL7090U – PPOL8105U – PPOL9120U



TR TRL

TELESCOPIC POLES

IEC 60855-1 / IEC 61235-S / IEC 62193-CAT 1

Advantages

- Varnish finish (high UV resistance and longevity)

USE

- All weather (last IEC 60855-1 tube extended).
- Checking for the absence of voltage.
- Earthing of MV/LV substations - Disconnecter operation.
- All work involving medium mechanical loads.

TECHNICAL SPECIFICATIONS

Made up of 2, 3 or 4 sections:

- upper tube foam-filled fibreglass composite, Ø 32 mm (TR) or Ø 26 mm (TRL), quality IEC 60855-1, color yellow (or orange on request).
- intermediate and lower tubes made of yellow fibreglass composite, Ø 48, Ø 39 or Ø 32 mm, quality IEC 61235-S.

Push-button mechanism for locking into retracted or extended position.
Base with protected connector for optional extension (on some TR2 models; see table of references).

Dielectric strength after wet conditioning:

- 100 kV/30 cm upper sections.
- 50 kV/30cm lower sections.



U



USC



B



APV

Type	Reference	Sections number	Retracted length	Extended length	Max. use voltage dry conditions	Max. use voltage any conditions	Max. use voltage all weather use	Weight	Soft cover
TR2	TR2105	2 sections	0,70 m	1,10 m	36 kV	36 kV	540 kV	1,00 kg	H1P080V
TR2	TR245	2 sections	0,85 m	1,50 m	72 kV	36 kV	540 kV	1,05 kg	H1P100V
TR2	TR275*	2 sections	1,10 m	2,00 m	90 kV	72 kV	900 kV	1,20 kg	H1P120V
TR2	TR276	2 sections	1,30 m	2,00 m	90 kV	72 kV	900 kV	1,20 kg	H1P120V
TR2	TR2225*	2 sections	1,75 m	3,20 m	225 kV	132 kV	1450 kV	1,50 kg	H1P180V
TR2	TR2245	2 sections	2,35 m	4,00 m	300 kV	225 kV	1680 kV	2,20 kg	H1P220V
TR2	TR2246	2 sections	2,35 m	4,00 m	300 kV	225 kV	1680 kV	2,20 kg	H1P220V
TR3	TR3450	3 sections	1,75 m	4,50 m	330 kV	150 kV	1530 kV	3,00 kg	H1P180V
TR3	TR3600	3 sections	2,27 m	6,00 m	525 kV	275 kV	2250 kV	5,00 kg	H1P220V
TRL2	TRL2070**	2 sections	0,43 m	0,70 m	36 kV	36 kV	550 kV	0,40 kg	H1P060V
TRL2	TRL2092	2 sections	0,55 m	0,92 m	36 kV	36 kV	620 kV	0,42 kg	H1P060V
TRL2	TRL2105	2 sections	0,61 m	1,05 m	36 kV	36 kV	550 kV	0,43 kg	H1P080V
TRL2	TRL2150	2 sections	0,83 m	1,50 m	72 kV	45 kV	680 kV	0,84 kg	H1P100V
TRL2	TRL2250	2 sections	1,33 m	2,50 m	170 kV	132 kV	1180 kV	1,05 kg	H1P140V
TRL2	TRL2300	2 sections	1,58 m	3,00 m	225 kV	132 kV	1430 kV	1,35 kg	H1P160V
TRL2	TRL2340	2 sections	1,78 m	3,40 m	245 kV	225 kV	1630 kV	1,65 kg	H1P180V
TRL2	TRL2400	2 sections	2,08 m	4,00 m	300 kV	225 kV	1930 kV	2,00 kg	H1P220V
TRL3	TRL3150	3 sections	0,64 m	1,50 m	72 kV	36 kV	520 kV	0,89 kg	H1P080V
TRL3	TRL3250	3 sections	1,09 m	2,50 m	132 kV	72 kV	870 kV	1,47 kg	H1P120V
TRL3	TRL3450	3 sections	1,76 m	4,50 m	345 kV	150 kV	1530 kV	2,20 kg	H1P180V
TRL3	TRL3500	3 sections	1,93 m	5,00 m	380 kV	225 kV	1700 kV	2,45 kg	H1P200V
TRL3	TRL3600	3 sections	2,27 m	6,00 m	525 kV	275 kV	2050 kV	3,20 kg	H1P220V
TRL4	TRL4400	4 sections	1,37 m	4,00 m	330 kV	110 kV	1090 kV	3,60 kg	H1P140V
TRL4	TRL4500	4 sections	1,62 m	5,00 m	420 kV	150 kV	1430 kV	4,20 kg	H1P180V
TRL4	TRL4600	4 sections	1,87 m	6,00 m	525 kV	170 kV	1590 kV	4,70 kg	H1P200V

*Extension (see table below). ** Unsheathed shaft.

/ PEC

TELESCOPIC ADJUSTABLE
TRAIN AND LGV

Advantages

- The telescopic insulated pole (PEC) is equipment intended for railway maintenance. This tool enables the user to perform Rail Line Connection and safely install tension detectors.
- This adjustable and reinforced telescopic insulated pole is particularly suitable for use in a wide range of remote works on both continuous and alternating railway networks ranging from 500 to 25,000V.
- It allows for carrying out the VAT (Voltage Absence Test) and then rail installation of the catenary and/or OCS (Overhead Contact Line) using an appropriate pole head (clamp), as well as various other tasks in the vicinity (video inspection, pruning, cleaning, etc.).

/ TECHNICAL SPECIFICATIONS


The pole consists of 2 to 4 telescopic elements adjustable by a quick screw tightening system. An optional extension of 1 to 2 meters can be added to the base of the pole. When fully deployed, the pole features an anti-rotation system allowing for the transmission of a significant torque without slipping, enabling mechanical tightening and loosening up to 50N.m. All components of the pole have been designed and reinforced to provide increased resistance to shocks and allow for heavy-duty lifting. The foam-covered tube (red) complies with the CEI60855-1 standard, while the hollow tubes (blue and white) comply with the CEI61235 standard.

Reference	Folded length	Unfolded length	Number of elements	External tube diameter	Cover	Weight
PEC3560	2,15 m	5,6 m	3 elements	28 / 37 / 45 mm	H2P220H	3,8 kg
PEC4650	2 m	6,5 m	4 elements	28 / 37 / 45 / 53 mm	H2P200H	5 kg
PEC4450	1,6 m	4,5 m			H1P160V	4,5 kg

* Adding the end fitting reference.
(Always extend the end section fully whatever the use).

/ Optional accessories

Reference	Description
RALIPEC	1 meter extension





/ PTUM

COMPACT TELESCOPIC INSULATING STICK
FOR WORK AT GREAT HEIGHTS

IEC 60855-1 / EN 50508

/ USE

Can be used for all work at great heights in a high voltage environment :

- installation or removal (life lines, measuring hooks, etc.)
- operation by pulling or compression (disconnecter)
- tree pruning
- conductor lifting (passage of large vehicles)
- checking for absence of nominal voltage (NB: the all-weather operating voltage is given with the last fully extended section)
- all work not involving high mechanical loads

Folding telescopic insulating pole made up of connectable sections and equipped with lever connections to lock it at the required length.

The folded length is the same for all the main references: 1.8 m

The fully extended length varies from one reference to another, with the addition of extra lower sections.

Used for large-scale work at heights, but remains very compact when retracted, allowing direct vertical extension and easy transport and storage.

IMPORTANT: these poles are not suitable for tightening and releasing.

/ TECHNICAL SPECIFICATIONS

The tubes making up the stick have a smooth, shiny finish and are UV-protected, which guarantees the pole a long service life.

Insulating stick made up of 3 to 8 sections depending on the extended length required.

The upper section is made of foam-filled tube, Ø 26 mm compliant with the IEC 160855-1 standard, and its dielectric strength is 100 kV/30cm.

The lower sections are made of hollow tube with a high modulus of elasticity in flexure to guarantee sufficient rigidity in spite of the relatively light weight.



Reference	Number of elements	Folded length	Extended length	1 st section diameter	Max. Operating Voltage - All weather	Max. Operating Voltage - Dry weather	Weight	Cover
PTUM18X600*	4	1,8 m	5,9 m	38 mm	132 kV	420 kV	2,3	HIP180V
PTUM18X700*	5		7,1 m	42 mm			2,8	
PTUM18X850*	6		8,3 m	46 mm			3,4	
PTUM18X950*	7		9,4 m	50 mm			4,1	
PTUM18X1050*	8		10,4 m	54 mm			4,7	

* Adding the end fitting reference

** (Always extend the end section fully whatever the use)

/ **PXV****CONNECTABLE INSULATING STICKS
MADE OF Ø 32 MM TUBE**

EN 50508 / IEC 60855-1

Advantages

- Ribbed non-slip shaft.
- Varnish finish (high UV resistance and longevity).

/ **USE**

- All weather
- No-voltage testing
- Earthing on MV/LV lines and substations
- Disconnecter operation.
- All work involving medium mechanical loads.

/ **TECHNICAL SPECIFICATIONS**

Made up of 1 to 4 sections with :

- Fibreglass composite tube, Ø 32 mm, polyurethane foam-filled, compliant with IEC 60855 (series tested against penetration of humidity).
- Longitudinal dielectric strength 100 kV/30 cm guaranteed in humid atmosphere.
- Screw connectors ref. S37, light alloy.
- Elastomer hand guard marks the gripping zone.

/ **COMPOSITION**

PXV stick in several sections is always made up of :

- a PXVH stick shaft
 - if needed, one or several PSM sticks connectables
 - one PMS terminal section* including the fix end-fitting permanently mounted (U: notched universal, APV : multi-purpose, 12 mm 6-sided, B : bayonet, EAF, ... Others : on request.
- Please specify when ordering).

/ **Full poles**

Reference	Overall length	Section numbers	Insulating length	Max operating voltage all weather	Weight	Soft cover	
PXV1080*	0,80 m	1 section	0,55 m	15kV	0,50 kg	HTR1950	
PXV1125*	1,25 m		1,00 m	72kV	0,90 kg	H10	
PXV1150*	1,50 m		1,10 m	72kV	1,00 kg	H10	
PXV1200*	2,00 m		1,30 m	110kV	1,40 kg	H11	
PXV1250*	2,50 m		1,80 m	170kV	1,60 kg	HTR12750	
PXV1300*	3,00 m		2,00 m	225kV	2,00 kg	H12	
PXV2200*	2,00 m		2 sections	1,30 m	110kV	1,50 kg	H2P120H
PXV2300*	3,00 m	2,00 m		225kV	2,10 kg	H2P180H	
PXV2400*	4,00 m	2,80 m		300kV	3,30 kg	H2P220H	
PXV2500*	5,00 m	3,60 m		400kV	3,30 kg	H2P260H	
PXV2600*	6,00 m	4,60 m		480kV	4,10 kg	H2P320H	
PXV3300*	3,00 m	3 sections		2,30 m	225kV	2,15 kg	H2P120H
PXV3450*	4,50 m			3,50 m	400kV	2,90 kg	H2P160H
PXV3600*	6,00 m		4,80 m	480kV	4,30 kg	H2P220H	
PXV4400*	4,00 m	4 sections	3,30 m	300kV	3,20 kg	H2P120H	
PXV4600*	6,00 m		5,00 m	480kV	4,50 kg	H2P160H	
PXV4750*	7,50 m		6,30 m	765kV	5,20 kg	H2P220H	
PXV4800*	8,00 m		6,80 m	900kV	5,40 kg	H2P220H	

* Add the end fitting code at the the end of the reference (ex : PSM250U / PXV3450APV).

/ **Sections**

Reference	Overall length	Insulating length	Weight
-----------	----------------	-------------------	--------

Terminal sections

PSM100*	1,00 m	850 m	0,80 kg
PSM150*	1,50 m	1385 m	1,00 kg
PSM188*	1,88 m	1730 m	1,20 kg
PSM200*	2,00 m	1850 m	1,30 kg
PSM250*	2,50 m	2350 m	1,50 kg
PSM300*	3,00 m	2850 m	1,80 kg

Poles extension

PSM100	1,00 m	850 m	0,80 kg
PSM150	1,50 m	1385 m	1,00 kg
PSM188	1,88 m	1730 m	1,20 kg
PSM200	2,00 m	1850 m	1,30 kg
PSM250	2,50 m	2350 m	1,50 kg
PSM300	3,00 m	2850 m	1,80 kg

Poles shaft

PXVH100	1,00 m	300 m	0,70 kg
PXVH150	1,50 m	500 m	0,95 kg
PXVH188	1,88 m	680 m	1,10 kg
PXVH200	2,00 m	800 m	1,20 kg
PXVH250	2,50 m	1100 m	1,50 kg
PXVH300	3,00 m	1600 m	1,75 kg



APV



EAF



B



U

/ PXL

CONNECTABLE INSULATING STICKS
MADE OF Ø32MM HOLLOW TUBE

EN 50508 / IEC 61235-S

Advantages

- Light and stiff

/ USE

All weather.
No-voltage testing.
Earthing on MV-LV lines and substations.
Disconnecter operation.
All works involving light mechanical loads.

/ TECHNICAL SPECIFICATIONS

Made up of 1 to 4 sections with :
Fiberglass composite tube, Ø32mm, compliant with IEC 61235.
Screw connectors ref S37 light alloy.
Elastomer hand guard marks the gripping zone.

/ COMPOSITION

PXL stick in several sections is always made up of :
A PXLH stick shaft.
If needed, one or several PSL sticks connectables.
One PML terminal section* including the fixe end-fitting permanently mounted (U: notched universal, APV : multi-purpose, 12mm 6-sides, B : bayonet, EAF, ...
Others : on request, please specify when ordering.

/ Full poles

Reference	Overall length	Section numbers	Insulating length	Max operating voltage in dry conditions	Weight	Soft cover
PXL1080*	0,80 m	1 section	0,55 m	15 kV	0,44 kg	HTR1950
PXL1125*	1,25 m		1 m	72 kV	0,80 kg	H10
PXL1150*	1,50 m		1,10 m	110 kV	0,88 kg	H11
PXL1200*	2 m		1,30 m	170 kV	1,40 kg	HTR12750
PXL1250*	2,50 m		1,80 m	225 kV	1,76 kg	H12
PXL1300*	3 m	2 sections	2 m	110 kV	1,34 kg	H2P120H
PXL2200*	2 m		1,30 m	225 kV	1,86 kg	H2P180H
PXL2300*	3 m		2,80 m	300 kV	2,98 kg	H2P220H
PXL2400*	4 m		3,60 m	400 kV	2,90 kg	H2P260H
PXL2500*	5 m		4,60 m	480 kV	3,62 kg	H2P320H
PXL2600*	6 m	3 sections	2,30 m	225 kV	1,91 kg	H2P120H
PXL3300*	3 m		3,50 m	400 kV	2,54 kg	H2P160H
PXL3450*	4,50 m		4,80 m	480 kV	3,82 kg	H2P220H
PXL3600*	6 m	4 sections	3,90 m	300 kV	2,88 kg	H2P120H
PXL4400*	4 m		5 m	480 kV	4,02 kg	H2P160H
PXL4600*	6 m		6,30 m	765 kV	4,60 kg	H2P220H
PXL4750*	7,50 m		6,60 m	900 kV	4,76 kg	
PXL4800*	8 m					

/ Terminal sections

Reference	Overall length	Insulating length	Weight
PSL100*	1,00 m	0,85 m	0,72 kg
PSL150*	1,50 m	1,38 m	0,88 kg
PSL188*	1,88 m	1,73 m	1,05 kg
PSL200*	2,00 m	1,85 m	1,14 kg
PSL250*	2,50 m	2,35 m	1,30 kg
PSL300*	3,00 m	2,85 m	1,56 kg

/ Poles extension

Reference	Overall length	Insulating length	Weight
PSL100	1,00 m	0,85 m	0,72 kg
PSL150	1,50 m	1,38 m	0,88 kg
PSL188	1,88 m	1,73 m	1,05 kg
PSL200	2,00 m	1,85 m	1,14 kg
PSL250	2,50 m	2,35 m	1,30 kg
PSL300	3,00 m	2,85 m	1,56 kg

/ Poles shaft

Reference	Overall length	Insulating length	Weight
PXLH100	1,00 m	0,30 m	0,62 kg
PXLH150	1,50 m	0,50 m	0,83 kg
PXLH188	1,88 m	0,68 m	0,94 kg
PXLH200	2,00 m	0,80 m	1,04 kg
PXLH250	2,50 m	1,10 m	1,30 kg
PXLH300	3,00 m	1,60 m	1,51 kg

* Add the end fitting code at the end of the reference
ex: PSL250U / PXL3450APV.



APV



EAF



B



U



/ PRE

SPECIAL HEAVY DUTY EXTENDABLE
INSULATING STICKS MADE OF Ø 39 MM TUBE

EN 50508 / IEC 60855-1

Advantages

- Anti-slip ribbed shaft
- High mechanical strength
- Varnished finish (high UV resistance resistance and durability)



S46CANU



S46AN



S46CL



S46U



PFExxxAN



PFExxxHE



PFExxxB



HE34

/ USE

Earthing on high and very high voltage lines and substations.
All work involving high mechanical loads.

/ TECHNICAL SPECIFICATIONS

- Fibreglass composite tube Ø 39 mm on polyurethane foam core, complies with IEC 60855-1 (standard test against moisture penetration).
- Longitudinal dielectric strength 100 kV /30 cm guaranteed in a wet environment.
- Light alloy screw connections ref. S46 with brake and protective sleeve.
- Elastomer handguard to mark the limit of the gripping area.
- Anti-slip ribbed shaft.
- Length and references to order: see table.

/ COMPOSITION

Composition The PRE stick in several elements is always made up of :

- a base element PFE.
- one or more PFE top elements.
- an S46 end adaptor adapted to the end of the clamp to be operated. (see PRE pole adapter).

OR

- a terminal element integrating the fixed end fitting (CANU, AN, HE, CL, B, ...) permanently mounted.

Tip : before each use, clean the pole with a TC53 silicone cloth.

/ PRE complete poles

Reference	Length	Number of elements	Handle length	Insulating length	Max operating voltage all weather	Weight	Soft cover
PRE100**	1,05 m	1	0,25 m	0,75 m	36 kV	1,10 kg	H1P100V
PRE150**	1,55 m	1	0,50 m	1,00 m	72 kV	1,50 kg	H1P160V
PRE200**	2,05 m	1	0,80 m	1,30 m	110 kV	1,90 kg	H1P200V
PRE250**	2,55 m	1	0,90 m	1,60 m	132 kV	2,30 kg	H2P250H
PRE300**	3,05 m	1	1,00 m	2,00 m	225 kV	2,60 kg	H12
PRE400**	4,05 m	1	1,20 m	2,60 m	300 kV	3,40 kg	H14H
PRE2200**	2,10 m	2 (2 x 1 m)	0,80 m	1,10 m	110 kV	2,30 kg	H2P120H
PRE2300**	3,10 m	2 (2 x 1.5 m)	1,00 m	2,08 m	225 kV	3,00 kg	H2P160H
PRE2400**	4,10 m	2 (2 x 2 m)	1,50 m	2,88 m	300 kV	3,80 kg	H2P220H
PRE2500**	5,10 m	2 (2 x 2.5 m)	1,50 m	3,88 m	400 kV	4,70 kg	H2P260H
PRE3300**	3,15 m	3 (3 x 1 m)	0,70 m	2,46 m	300 kV	3,40 kg	H2P120H
PRE2450**	4,65 m	3 (3 x 1.5 m)	1,00 m	3,76 m	400kV	4,50 kg	H2P160H
PRE3600**	6,15 m	3 (3 x 2 m)	1,50 m	5,26 m	525kV	5,70 kg	H2P220H
PRE3750**	7,15 m	3 (3 x 2.5 m)	1,50 m	6,26 m	765kV	6,60 kg	H2P260H

*Add the code of the permanently mounted end fitting

Example: PFExxxHE - with end fitting HE

PFExxxAN - with AN end fitting

**Add code for S46 adapter type or end fitting at the end of the part number



With CANU

/ Base section : PFE (handle)

Reference	Length	Handle length	Insulating length	Weight
PFE100	1,05 m	0,70 m	0,30 m	1,10 kg
PFE150	1,55 m	1,00 m	0,50 m	1,50 kg
PFE175	1,80 m	1,10 m	0,65 m	1,70 kg
PFE200	2,05 m	1,10 m	0,90 m	1,90 kg
PFE225	2,30 m	1,40 m	0,85 m	2,15 kg
PFE250	2,55 m	1,50 m	1,00 m	2,40 kg
PFE300	3,05 m	1,50 m	1,50 m	2,90 kg

/ Upper sections: PFE (long) and/or end elements : PFE*

Terminal element	Top element	Length	Insulating length	Weight
PFE100*	PFE100	1,10 m	0,88 m	1,10 kg
PFE150*	PFE150	1,60 m	1,38 m	1,50 kg
PFE175*	PFE175	1,75 m	1,63 m	1,75 kg
PFE200*	PFE200	2,00 m	1,88 m	1,90 kg
PFE225*	PFE225	2,25 m	2,13 m	2,15 kg
PFE250*	PFE250	2,50 m	2,38 m	2,40 kg
PFE300*	PFE300	3,00 m	2,88 m	2,90 kg

Without code - stick delivered without adapter or end fitting

Example: PRExxxHE - with S46HE adapter

PRExxxHEC - with end fitting HE permanently mounted on the terminal element

PRExxxAN - with S46AN adapter

/ SERPAT

AERIAL GROUNDING LIFTING DEVICE

/ USE

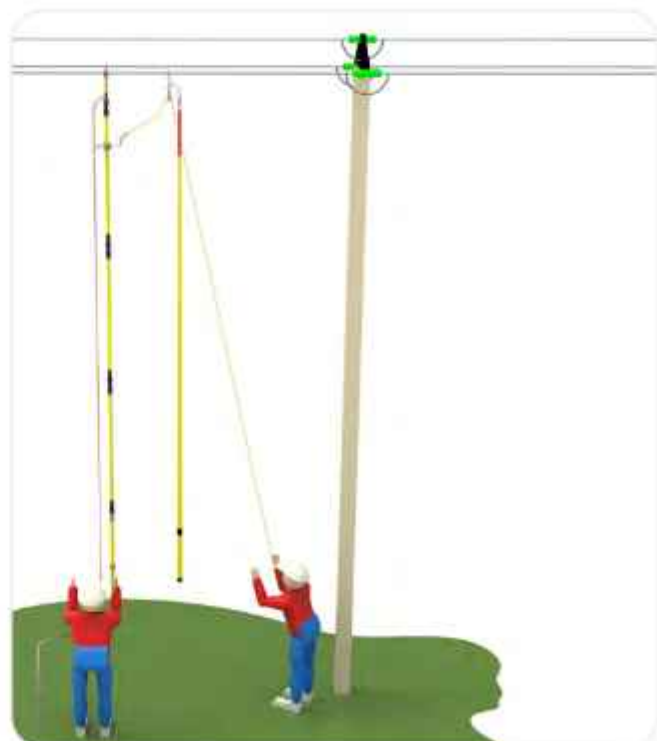

The device helps the operator to lift the pole effortlessly, and makes it easier to install the earthing clamp on the phase for the operator. Its second function is to secure the operator, thanks to a carabiner that keeps the earthing clamp from falling if this one is not well installed.

/ TECHNICAL SPECIFICATIONS

It consist of:

- 1 Rotative clamp with 3 adapters for poles diameter 38 x 39 x 40mm
- 1 hook
- 1 Snatch block
- 1 Big size carabiner
- 2 Small size carabiner
- 1 Insulating rope of Ø8mm
- 1 Carrying bag (HSERPAT)

Reference	Weight
SERPAT	3 Kg



Snatch block



Hook



Rotative clamp



Insulating rope

Carabiner big size
for grounding cableCarabiner small size
for lifting

Carrying bag

/ LW03-01

CLAMPSTICK - EXTERNAL ROD
WITH OR WITHOUT UNIVERSAL ADAPTER

/ USE

The clampstick is the most universal tool used to install and remove personal protective grounding clamps, to install plastic and rubber cover-up equipment, etc.

/ TECHNICAL SPECIFICATIONS

Insulating tube, fiberglass over the foam core. Control rod is also made of insulating material. Manufactured in accordance with ASTM F771 and IEC 60855-1 standards. Clampsticks meet ASTM F1825 standard. High-performance plastic pole head with integrated and replaceable hook.



Catalog No.	Total length	Insulated length	Tube Ø	Control rod	Approx. weight
LW03-01-32-200	2 m	0,70 m	32 mm	10 mm	2,6 kg
LW03-01-32-260	2,60 m	1,15 m			3,2 kg
LW03-01-32-320	3,20 m	1,70 m			3,8 kg
LW03-01-32-380	3,80 m	2,35 m			4,4 kg

/ Accessories

Coated suspension hook and spare parts.

* part between the tool head and the hand positioning guard, ensuring operator insulation.

/ LW03-02

PENTAGONAL CLAMPSTICK - EXTERNAL ROD
WITH OR WITHOUT UNIVERSAL ADAPTER

/ USE

Ergonomic grip thanks to its pentagonal shape which is more adapted to the natural shape of the hand. The clampstick is the most universal tool used to install and remove personal protective grounding clamps, to install plastic and rubber cover-up equipment, etc.

/ TECHNICAL SPECIFICATIONS

Pole diameter equivalent to 32mm (1 1/4"). Pentagonal insulating tube, fiberglass over the foam core. Control rod is also made of insulating material. Manufactured in accordance with ASTM F771 and in compliance with IEC60855-1 standards. Clampsticks meet ASTM F1825 standard. High-performance plastic pole head with integrated and replaceable hook.

Catalog No.	Total length	Insulated length	Tube Ø	Control rod	Approx. weight
ASTM F1825					
LW03-02-32P-200	2 m	0,70 m	32 mm	10 mm	2,6 kg
LW03-02-32P-260	2,60 m	1,15 m			3,2 kg
LW03-01-32-320	3,20 m	1,70 m			3,8 kg
LW03-01-32-380	3,80 m	2,35 m			4,4 kg

* part between the tool head and the hand positioning guard, ensuring operator insulation.

/ LW03-03

EXTENSION FOR CLAMPSTICK



/ USE

Attached to the head of a Clampstick 3,8m (12'5"). The Extension allows the length of a hook pole to be increased.

/ TECHNICAL SPECIFICATIONS

Hollow tube made of fiberglass and reinforced plastic.
Solid fiberglass control rod.
The operating rod is internal.

Catalog No.	Total length	Tube Ø	Control rod	Approx. weight
LW03-03-32-120	1,2 m	32 mm	10 mm	2,6 kg

/ LW03-04

HINGED CLAMPSTICK



/ USE

The Clampstick is the most universal tool used to install and remove personal protective grounding clamps, to install plastic and rubber cover-up equipment, etc. Insulating tubes, Pole diameter 32mm (1 1/4") and operating rod 10mm (2/5"). Ideal for workers with limited storage space in their vehicles.

/ TECHNICAL SPECIFICATIONS

Insulating tube, fiberglass over the foam core. Control rod is also made of insulating material. Manufactured in accordance with ASTM F771. High-performance plastic pole head with integrated and replaceable hook.

Catalog No.	Total length	Folded length	Insulated length	Tube Ø	Control rod	Approx. weight
ASTM F1825						
LW03-04-32-605	6,05 m	3,02	4,29 m	32 mm	10 mm	6,60
LW03-04-32-508	5,08 m	2,56	3,29 m			5,85
LW03-04-32-450	4,50 m	2,27	2,71 m			5,41
LW03-04-32-381	3,81 m	1,93	2,02 m			4,88
LW03-04-32-320	3,20 m	1,62	1,41 m			4,40
LW03-04-32-260	2,60 m	1,32	0,81 m			3,93

/ LW03-05

SECTIONAL CLAMPSTICK



/ USE

The sectional clampstick is the most universal tool used to install and remove personal protective grounding clamps, to install plastic and rubber cover-up equipment, etc. Pole diameter 32mm (1 1/4") and operating rod 10mm (2/5"). Ideal for workers with limited storage space in their vehicles. The device is lightweight, interlocking and very robust. The length of the pole is defined by the operating handle and ensures a good grip on the pole.

/ TECHNICAL SPECIFICATIONS

Insulating tube, fiberglass over the foam core. Control rod is also made of insulating material. Manufactured in accordance with ASTM F771 and IEC60855-1 standards. Hook and mechanism made of corrosion-resistant metal. High-performance plastic pole head with integrated and replaceable hook.

Catalog No.	Total length	Insulated length	Tube Ø	Control rod	Approx. weight
ASTM F1825					
PRIMARY ELEMENTS					
LW03-05-32-HA-11	2 m	0,70 m	32 mm	10 mm	1,7 kg
LW03-05-32-HA-35	3,5 m	1,35 m			3,3 kg
EXTENSIONS ELEMENTS					
LW03-05-32-RA-12	1,2 m	1,1 m	32 mm	10 mm	1,2 kg
LW03-05-32-RA-18	1,8 m	1,7 m			1,7 kg
LW03-05-32-RA-24	2,4 m	2,3 m			2,1 kg
LW03-05-32-RA-30	3 m	2,9 m			2,6 kg
EXTENSIONS ELEMENTS					
LW03-05-32-ET-06	0,6 m	0,5 m	32 mm	10 mm	0,9 kg

/ LW03-06

INSULATING UNIVERSAL STICK



/ USE

The Clampstick is the most universal tool used to install and remove personal protective grounding clamps, to install plastic and rubber cover-up equipment, etc. Insulating tubes, Pole diameter 32mm (1 1/4") and operating rod 10mm (2/5"). Ideal for workers with limited storage space in their vehicles.

/ TECHNICAL SPECIFICATIONS

Insulating tube, fiberglass over the foam core. Control rod is also made of insulating material. Manufactured in accordance with ASTM F771. High-performance plastic pole head with integrated and replaceable hook.

Catalog No.	Total length	Folded length	Insulated length	Tube Ø	Control rod	Approx. weight
ASTM F1825						

/ LW03-07

SECTIONAL CLAMPSTICK



/ USE

The sectional clampstick is the most universal tool used to install and remove personal protective grounding clamps, to install plastic and rubber cover-up equipment, etc. Pole diameter 32mm (1 1/4") and operating rod 10mm (2/5"). Ideal for workers with limited storage space in their vehicles. The device is lightweight, interlocking and very robust. The length of the pole is defined by the operating handle and ensures a good grip on the pole.

/ TECHNICAL SPECIFICATIONS

Insulating tube, fiberglass over the foam core. Control rod is also made of insulating material. Manufactured in accordance with ASTM F771 and IEC60855-1 standards. Hook and mechanism made of corrosion-resistant metal. High-performance plastic pole head with integrated and replaceable hook.

Catalog No.	Total length	Insulated length	Tube Ø	Control rod	Approx. weight
ASTM F1825					
PRIMARY ELEMENTS					
LW03-05-32-HA-11	2 m	0,70 m	32 mm	10 mm	1,7 kg
LW03-05-32-HA-35	3,5 m	1,15 m			3,3 kg
EXTENSIONS ELEMENTS					
LW03-05-32-RA-12	1,2 m	1,1 m	32 mm	10 mm	1,2 kg
LW03-05-32-RA-18	1,8 m	1,7 m			1,7 kg
LW03-05-32-RA-24	2,4 m	2,3 m			2,1 kg
LW03-05-32-RA-30	3 m	2,9 m			2,6 kg
EXTENSIONS ELEMENTS					
LW03-05-32-ET-06	0,6 m	0,5 m	32 mm	10 mm	0,9 kg

/ Adapters for hooked pole



Reference	Description
UCR	U adapter for hooked pole
32747	APV adapter for hooked pole



/ MDD
DIRECT DISCHARGE MODULE

/ USE
The Direct Discharge Module (MDD) enables an unbuffered discharge of residual charges from capacitive circuits when they are powered off.

/ TECHNICAL SPECIFICATIONS
Therefore, it is advisable to pair this module with a U-terminal end fitting, for instance, with an insulated pole such as the PPOL or PXV type. The type of earth clamp should be chosen to best suit the intended application. For applications outside the standard references available in the tables below, please contact us directly to receive a tailored proposal.

/ MDD Direct Discharge Module, without resistance

Reference	Number of resistor	Cable section	Cable length	Type of Ground Connection
MDD1605A	*	16 mm ²	5 m	PTS38
MDD1610A	*		10 m	
MDD1610B	*	NBB		
MDD2510B	*			25 mm ²

/ MDI
INDIRECT DISCHARGE MODULE

/ USE
The Indirect Discharge Module (MDI) enables a buffered discharge, through a resistor, of residual charges from sensitive capacitive circuits when they are powered off.

/ MDI Indirect Discharge Module, with resistance

Reference	Number of resistor	Cable section	Cable length	Type of Ground Connection
MDI1605A	1	16 mm ²	5 m	PTS38
MDI21610A	2		10 m	
MDI21610B			5 m	NBB
MDI32510B	3		10 m	

CUSTOMIZE
YOUR DISCHARGE MODULE

- MDD + Cable section + Cable length = none
- MDI + Number of resistor
 - + A = PTS38
 - + B = NBB



PTS38



NBB

/ Technical specifications for MDI

Number of resistor	Network Voltage Phase/Phase	Discharge Voltage Phase/Ground	Maximum Discharge Energy
1	10 kV	5 kV	420 J
	36 kV	20 kV	5 400 J
	63 kV	36 kV	16 000 J
2	90 kV	52 kV	40 600 J
	150 kV	86 kV	59 000 J
3	225 kV	130 kV	59 000 J

* For the MDD, the maximum voltage depends on the associated pole. The maximum energy is not defined; it corresponds to a short circuit to the ground.

PPU INNOVATION

UNIVERSAL STICK STAND



USE

The universal stick stand is an aid for the deployment of all types of telescopic insulating sticks. It allows the base of the stick to be held on the ground by the user's own weight, so that the insulating stick can be extended with the strength of both arms. It is particularly useful for unfolding sticks with heavy tools.
Simple and comfortable to use: unchanged working position, holding the pole by simply pressing with the foot.
Easy release of the stick once extended.

TECHNICAL SPECIFICATIONS

Pole stick on EPDM rubber surface.
Non-slip pedal.
Compatible sticks: all shapes, from 40 to 75 mm diameter.

Reference	Dimensions	Weight
PPU	310 x 200 x 105 mm	700 g





/ LP9054 STICK LIFTER

/ USE

Used to lift very long sticks resting on a metal structure.

/ TECHNICAL SPECIFICATIONS

Tightening clamp, capacity 33 mm.
For sticks with a bottom section with a diameter of up to 50 mm.

Reference	Length	Weight
LP9054	200 mm	1,3 kg



/ NE23 STICK LIFTER

Advantages

- Effortless lifting of insulating sticks even with an earthing device at the end.

/ USE

Used to lift very long sticks resting on the rod driven into the ground beforehand.

/ TECHNICAL SPECIFICATIONS

For sticks with a bottom section with a diameter of up to 50 mm.

Reference	Description	Weight
NE23	Stick lifter rod	3,62 kg

/ TTR2 TTR2LW

NEW

HOT STICK TESTER

Advantages

- Secured information:
 - Full internal self-test which tests all active parts of the tester.
 - Self test with external test tube.
 - Light indication bar graph with crossing the green area to red in case of default.
- Oriented for mobility:
 - Rechargeable battery operated device.
 - Low battery indication and battery charge indication.
 - Compact and robust.
 - 100% safe device => no danger for the user.
 - Less than 5 minutes to test your tools on the field.



/ TTR2 HOT STICK TESTER

/ USE

TTR2 :

The TTR2 detector checks the insulating quality of your hot sticks.

- The tester do not only identify surface defects. Its capacitive principle of measurement allows to detect internal and external insulation faults like internal moisture ingress.
- If the green light appears, the stick dielectric property is passed as rated as per Standard IEC 60855-1, that is to 100kV per 30cm.
- It provides in-depth control which makes it a unique device.

/ TECHNICAL SPECIFICATIONS

Calibrated for the following diameters :

- Hot sticks Ø 28, Ø 32 and Ø 39 mm
- Power supplied by rechargeable battery
- Adapter 100-240 V 50/60 Hz
- Delivered in robust carrying case with adapter and test tube
- Dimensions (tester alone) : 190 x 120 x 135 mm
- Weight (tester alone) : 1,55 kg.

The calibres for inspection corresponds to foam tubes of FAMECA poles. They can be adapted for hollow poles with samples to be shipped by the customer.



/ TTR2LW INSULATING TOOLS TESTER

/ USE

TTR2LW :

The TTR2LW detector checks the insulating quality of your tools: shot gun sticks, conductor and cross arm sticks, poles, rods and ropes.

- The tester do not only identify surface defects. Its capacitive principle of measurement allows to detect internal and external insulation faults like internal moisture ingress.
- If the green light appears, the tool's dielectric property is passed as rated as per Standard IEC 60855-1, that is to 100kV per 30cm
- It provides in-depth control which makes it a unique device

/ TECHNICAL SPECIFICATIONS

Calibrated for the following diameters :

- Rods Ø 10 mm and Ø 15 mm
- Poles Ø 28-32, Ø 39, Ø 51, Ø 64 and Ø 77 mm
- Ropes Ø 8 mm to Ø 19 mm
- Power supply by rechargeable battery
- Adapter 100-240 V 50/60 Hz
- Delivered in robust carrying case with adapter and test tube
- Dimensions (tester alone) : 190 x 120 x 135 mm
- Weight (tester alone) : 1,55 kg.

Reference	Description	User's manual*
TTR2F	Hot stick tester	Pack F
TTR2LWF		Pack G
TTR2LWF	Insulating tools tester	Pack F
TTR2LWG		Pack G

* Pack F : FR/GB/DE/ES/PT/PL *Pack G : GB/GR/NL/BG/AT/AR/TR

/ **TC53**

SILICONE-COATED CLOTH

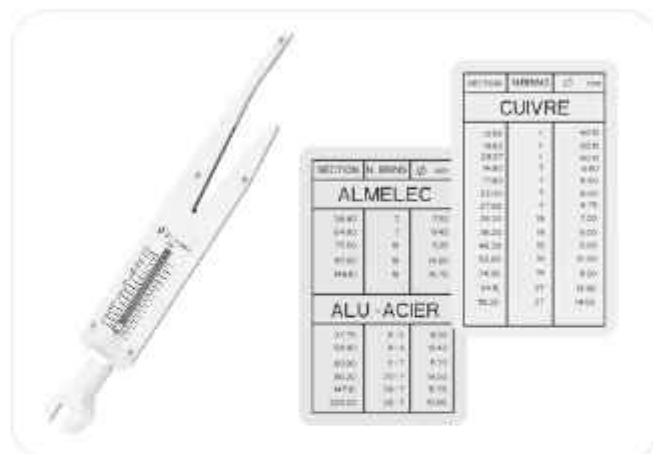
/ **USE**

Helps protect the surface of insulating sticks, detectors or other items with dielectric properties

/ **TECHNICAL SPECIFICATIONS**

Supplied in individual plastic pouches

Reference	Dimensions	Weight
TC53	380 x 340 mm	30 g

/ **LW11-36**GAUGE FOR DISTRIBUTION CONDUCTORS
(GAUGE IN METRIC)/ **USE**

The gauge is used to measure the diameter of a conductor. A table supplied with the tool indicates the cross-sectional area corresponding to the diameter.

/ **TECHNICAL SPECIFICATIONS**

Universal end cap, fixed graduated scale and movable slider, made of synthetic material. Direct reading scale for conductor diameters between 3 and 16 mm

Reference	Dimensions	Approximative weight
TW11-36	270 x 35 x 17 mm	300 g

/ **LW11-37**GAUGE FOR TRANSMISSION CONDUCTORS
(GAUGE IN METRIC)/ **USE**

The gauge is used to measure the diameter of the conductors and to deduce, if necessary, their cross-section. A table engraved in the body of the gauge gives the correspondance between diameter and cross-section for the most common conductors

/ **TECHNICAL SPECIFICATIONS**

Universal tip and slider, made of corrosion-protected metal. Graduated body made of synthetic material. Direct reading scale for conductor diameters between 6 and 60 mm.

Reference	Dimensions	Approximative weight
TW11-37	270 x 190 x 15 mm	500 g

/ **LW11-38**BUSBAR GAUGE
(GAUGE IN METRIC)/ **USE**

The busbar gauge is used to measure the diameter of the tubes that make up the busbars

/ **TECHNICAL SPECIFICATIONS**

Universal metal tip protected against corrosion. Graduated body and slider in synthetic material. Direct reading of tube and busbar diameters from 30 to 210 mm

Reference	Dimensions	Approximative weight
TW11-38	400 x 280 x 15 mm	500 g



/ TB20 TB25

BRUSH FOR COPPER OR ALUMINIUM CONDUCTORS

/ USE

For superficial cleaning of conductors, in contact or remote working (when mounted on a universal stick ref. TP30).

/ TECHNICAL SPECIFICATIONS

C-shaped swivelling body made of insulating material.
"File card" type metal brush inside the body.

Reference	Description	Dimensions	Weight
TB20	Brush for copper conductors	90 x 75 x 60 mm	90 g
TB25	Brush for aluminium conductors		100 g



/ BVS1

INSULATING OPERATING HOOK

/ USE

The BVS1 insulating operating hook fits onto an insulating stick with a B end fitting. It is used to operate (open/close) disconnecting switches.

/ TECHNICAL SPECIFICATIONS

The hook operating finger is made of composite material strongly reinforced with fibreglass.

The hook body is also made of reinforced composite material.

It fits onto sticks with bayonet fittings and is equipped with an insulating knurled nut for locking it.

This assembly thus consists of an entirely insulating active part reinforced mechanically to withstand the repeated tensile and shear stresses inherent in its use.

Reference	Dimensions	Weight
BVS1	130 x 69 x 40 mm	160 g



/ CM

OPERATING HOOKS

/ USE

Operating hooks are fitted onto insulating sticks.

They can be used to operate (open/close) disconnecting switches.

/ TECHNICAL SPECIFICATIONS

Operating hooks are made of steel, protected against corrosion by zinc plating, giving them an increased service life. No residual deformation, even after use in situations where they are subject to high tensile stress. Extremely shock-resistant, so their properties remain intact even if dropped onto a hard surface. The anti-corrosion treatment allows intensive outdoor use however aggressive the environment. Their shape is adapted to most configurations of use and the different types of connection mean they can be used with most types of end fitting found on insulating sticks.

Reference	Description	Dimensions	Weight
CMU1	Operating hook for fitting onto a Universal connection	120 x 60 x 25 mm	160 g
CMU2	Double operating hook for fitting onto a Universal connection		200 g
CMU3	Removal bird's nest crochet for fitting onto a Universal connection		170 g
CMAPV	Operating hook for fixing onto APV type end fitting (12 mm, hexagonal)		145 g
CM10	Operating hook for fitting onto a M10 thread		



/ ERS3437 BRANCH PRUNER

Advantages

- Triple action branch pruner : reduced fatigue.

/ USE

Stick mounted cutting tool.
Used to cut high branches without using a ladder.

/ TECHNICAL SPECIFICATIONS

Bypass pruner with fully hardened, double bevelled blade. Counterblade with sap groove is also hardened. It is fitted with an IEC 62192 type insulating rope 10 metres long and a handle. Type of insulating stick recommended : Penta-Pole and PXV.

Reference	End fitting	Dimensions	Weight
ERS3437CI	Without end fitting	260 x 220 x 60 mm	1,26 kg
ERS3437U	U end fitting	320 x 220 x 60 mm	1,53 kg
ERS3437B	B end fitting	330 x 220 x 60 mm	1,62 kg

/ Spare parts

Reference	Description
C106CEI	Corde isolante CEI 62192 (au mètre)
R137E	Lame
R337E	Visserie de lame
R437E	Ressort

/ Option

Reference	Description
4400	Lame de scie arboricole

/ END FITTINGS FOR PRUNER

/ USE

- U end fitting : adapter can be locked onto a stick with a universal end fitting to fix on a pruner.
- BV end fitting : end fitting designed to be locked onto a stick with a VDE bayonet end fitting to fix on a pruner.
- Fixed adapter on pole : end fitting permanently mounted on the stick to take the pruner.

/ TECHNICAL SPECIFICATIONS

BV end fitting: consists of a stainless steel VDE bayonet pin with a knurled nut made of a synthetic material for locking onto the stick end fitting. The pruner is fixed onto the other end.

Fixed adapter on stick : add ECH to the end of the reference of the insulating stick required.

Reference	Description	Dimensions	Weight
UECH	U adapter for branch pruner	166 x 33 x 23 mm	270 g
BVECH	Lockable B adapter for branch pruner	142 x 40 x 40 mm	360 g
ECH	Fixed adapter on stick (add reference to the end of the reference of the stick required)		



/ ERSO3908

BRANCH SAW

/ USE

Branch saw to fit onto an insulating stick.
Used to cut high branches without using a ladder.

/ TECHNICAL SPECIFICATIONS

Steel blade.
Type of insulating stick recommended : Penta Pole and PXV.

Reference	Description	Dimensions	Weight
ERSO3908	Branch saw without end fitting	470 x 110 x 2 mm	180 g
BVSCER	Branch saw with B end fitting	570 x 110 x 28 mm	440 g
ERSO3908U	Branch saw with U end fitting	550 x 110 x 25 mm	510 g



/ END FITTINGS FOR PRUNER

/ USE

- U end fitting : adapter can be locked onto a stick with a universal end fitting to fix on a branch saw.
- BV end fitting : end fitting designed to be locked onto a stick with a VDE bayonet end fitting to fix on a branch saw.
- Fixed adapter on stick : end fitting permanently mounted on the stick to take the branch saw.

/ TECHNICAL SPECIFICATIONS

BV end fitting: consists of a stainless steel VDE bayonet pin with a knurled nut made of a synthetic material for locking onto the stick end fitting.
The pruner is fixed onto the other end.

Fixed adapter on stick : add ECH to the end of the reference of the insulating stick required.

Reference	Description	Dimensions	Weight
EMUSC	U end fitting	141 x 33 x 28 mm	260 g
BVSC	B end fitting	145 x 50 x 25 mm	330 g
SCI	SCI Fixed adapter on stick (add reference to the end of the stick required)		



/ JBG100BV

LINE ICE BREAKER ROD

/ USE

Used to break the ice that forms on overhead lines. Insulating rod designed to be locked onto an insulating stick with a VDE bayonet end fitting.

/ TECHNICAL SPECIFICATIONS

The assembly consists of an epoxy fiberglass insulating rod and a stainless steel VDE bayonet pin with a knurled nut made of a synthetic material for locking onto the stick end fitting. Other types of end fitting on request.
Type of insulating sticks recommended : Penta-Pole and PXV.

Reference	Dimensions	Weight
JBG100BV	1100 x 40 x 40 mm	690 g

/ **UFH** **NEW****UNIVERSAL FUSE HANDLE****Advantages**

- Only 1 tool for the 3 different types of fuses.

/ **USE**

Designed to install, remove and cutout fuse barrels.
Adapted to all universal sticks.
Recommended to be used with PENTA-POLE hot stick.

/ **TECHNICAL SPECIFICATIONS**

Material : aluminium. Consists of :
- 3 fingers matching all types of fuses.
- Special shape of the support hole adapted to hold the fuse.
- Hook to install and remove the fuse.
- Universal fitting.

Reference	Dimensions	Weight
UFH	130 x 108 x 53 mm	360 g

/ **EFMT****FUSE EXTRACTOR****Advantages**

- Insulating sheath improves grip.

/ **TECHNICAL SPECIFICATIONS**

Min. clamping diameter: 35 mm
Max. diameter: 70 mm.
Available with all types of end fitting.

Reference	End fitting	Dimensions
EFMTB	B end fitting	230 x 80 mm
EFMTU	U end fitting	230 x 80 mm
EFMTBV	Lockable bayonet end fitting	230 x 80 mm
EFMTAPV	APV end fitting	230 x 80 mm

/ **CRY02****INSULATED V-SHAPED LIFTING ANTENNA**/ **USE**

Fixed onto the end of an insulating stick, can be used to lift conductors to allow the passage of an unusually large vehicle.

/ **TECHNICAL SPECIFICATIONS**

Made of stainless steel and insulated by a 4 mm PVC coating.
Fastens with an M8 thread.
V angle: 90°.
Opening: 200 mm.
Height: 140 mm.

Reference	Description
CRY02	Lifting antenna with M8 thread
CRY02APV	Lifting antenna with APV end fitting
CRY02U	Lifting antenna with U end fitting
CRY02EB	Lifting antenna with B end fitting

/ DROPOVER NEW

DEVICE FOR PASSING A ROPE OVER A CONDUCTOR



/ USE

Pre-arming the device locks a weighted rope onto the Dropover. The Dropover is then placed on top of the conductor (or any other object over which the rope is to be passed). Pulling the stick down releases the weighted carabiner, which falls by gravity to the other side of the conductor, taking the rope with it.

/ TECHNICAL SPECIFICATIONS

The Dropover can be completed with :

- Insulating rope
- Ballast
- Cover

The device can be delivered in a cover (optional):

- Dimensions with cover: 39 x 18 x 9 cm
- Weight with cover: 0.6 kg



Reference	Description
DROPOVERVAT	Dropover with antenna for fitting a voltage detector
DROPOVER	Dropover alone
DROPOVERHO	Dropover with cover
HDROPOVER	Dropover cover
LEST500	500 g ballast
LEST1KG	1 kg ballast



/ PBU

ADAPTER FOR REEL HOLDER WITH U END FITTING

/ USE

With an insulating stick equipped with a U end fitting, can be used to pass an insulating rope over a conductor using the reel ref. 68729B46.

Reference	Dimensions	Weight
PBU	250 x 180 x 40 mm	570 g





EARTHING AND SHORT-CIRCUITING



scan to watch the video !

SCAN ME



/ GFLAG PATENTED

TEMPORARY SHORT-CIRCUITING AND EARTHING DEVICE FROM THE GROUND, FOR BARE LOW VOLTAGE OVERHEAD NETWORKS

IEC 81230

Advantages

- Quick installation from the ground by one person without climbing the support.
- Saves time in installation and removal of the device.
- Operator safety by working from the ground away from the network in an upright position.
- Safe no-voltage testing offset from the network with an insulated stick.
- Practical to use in all field configurations.
- Equipment to be used with the TAG200BT voltage detector (optional).



Conductive sticks



Insulating stick



ECBTGF

/ USE

The GFLAGFR short-circuiting and earthing device is designed to short-circuit bare LV overhead networks with 5 or 6 conductors (1 neutral, 3 phases, 1 or 2 public lighting).

It is handled from the ground using a telescopic insulating stick. It is installed immediately after the no-voltage testing operation with the PICRABT device (see corresponding data sheet).

The GFLAGFR device is composed of 2 conductive aluminium sticks, on which are mounted a U-shaped profile, equipped with 4 clamps.

The first stick short-circuits the neutral and the 3 phases, and the second stick short-circuits the public lighting, connecting to the phase conductors previously short-circuited to the neutral.

This equipment can be earthed, using the optional earth lead.

These two conductive sticks are mounted on the PentaPole type insulating stick (Fameca patent), specific to this kit, on a Tulip end cap. It allows the 6 conductors of the LV line to be short-circuited in two operations.

/ TECHNICAL SPECIFICATIONS

Max Isc = 4kA/1s

Clamp capacity : from Ø 3mm to 24mm.

Clamp spacing : 350mm

Earth cable : Optional

Conductor stick length : 1.44m

Tube: Aluminium Ø28mm

Stick mounting: Tulip

The equipment consists of :

- 2 conductive sticks with clamps (1.66 kg)
- 1 specific PentaPole insulating stick
- A transport bag for the above equipment

Optional: earthing kit: cable, clamp NBB and earth rod.


Reference	Description
GFLAGFR	Temporary short-circuiting and earthing device from the ground, for bare low voltage overhead networks

/ This product contains

Reference	Description
2 x PDMCCTBTARFR	2 identical short-circuiting conductive sticks: 1 for short-circuiting the LV network and 1 for short-circuiting the public lighting if necessary
PICRABT	Iso-conductive stick for carrying out no-voltage testing on the LV flag network
PPOLMALTBT	Insulating telescopic stick for manoeuvring from the ground — extended length 7.5 m
HDMCCTBTARFR	Storage bag containing the whole kit

/ Options

Reference	Description
TAG200BT	Low voltage single-pole voltage detector: 230V/1000V
ECBTGF	Additional earthing equipment for GFLAG
701	Hexagonal earthing rod 1 m Ø 18 mm
RBCL0 1000X1000	Insulating mat class 0 - 1 x 1 m



PT318



BT318APV



/ BT318_N

EARTHING AND SHORT-CIRCUITING EQUIPMENT FOR BARE LV OVERHEAD LINES

IEC 61230

Advantages

- Ergonomic handle with hand guard.
- Quick connection/disconnection.

/ USE

Device for short-circuiting and if necessary earthing bare LV overhead lines.

/ TECHNICAL SPECIFICATIONS

For bare conductors, Ø 3 to 18 mm.

Max. Isc: 3 kA/1s

Composition:

- 3 to 6 light alloy spring clamps on 0.40 m insulating poles.
- 1 spring clamp for use with operating stick.
- 1 set of extra flexible copper jumper cables, 16 mm², 0.70 m in bypass connection, with one connection to the earth cable with a type N quick bayonet connector.
- 1 telescopic fibreglass insulating stick, 2 m.
- 1 storage cover.

Reference	Composition	Weight
BT3184N	4 clamps and 3 sticks	3.32 kg
BT3185N	5 clamps and 4 sticks	3.74 kg
BT3186N	6 clamps and 5 sticks	4.16 kg
BT3187N	7 clamps and 6 sticks	4.58 kg

Available version without bayonet ground wire joint, direct connection.

/ This product contains

Reference	Description
BT318APV	Earthing and short-circuiting clamp for bare LV overhead lines
H318	Storage cover
PT318	BT318 clamp on 0,4 m stick with handle
TFK160078B	16 mm ² short-circuiting cable 0,7 m
PPOL2/020APVE	Insulating telescopic stick 2 m



/ DMTBT3245

SHORT-CIRCUITING AND EARTHING DEVICE
FOR BARE LV OVERHEAD LINES

IEC 61230

Advantages

- Fast attachment/detachment
- High short-circuit current

/ USE

Device allowing the short-circuiting of LV network and if necessary its earthing. Max. Isc: 6,7 kA/1s.

/ TECHNICAL SPECIFICATIONS

This equipment consists of:

- 5 aluminium alloy spring clamps mounted on insulating poles (type BT324).
- Tightening capacity of the clamps from 3 to 24 mm.
- Overall length: 350mm.
- 4 copper core PVC insulated cables with a cross-section of 35 mm² and length 0.5 m with lugs, connecting the clamps to each other.
- The set comes in a soft case.

Reference	Description	Tightening capacity	Rod diameter	Insulating length	Handle length	Overall length	Weight
DMTBT3245	Short-circuiting and earthing device for bare LV overhead lines	Ø 3 to 24 mm	Ø 10 mm	480 mm	120 mm	720 mm	3,16 kg
DMTBT3245	Earthing and short-circuiting clamp for bare LV overhead lines						0,465 kg

/ Spare parts

Reference	Description	Tightening capacity	Rod diameter	Insulating length	Handle length	Overall length	Weight
BT324C	Earthing and short-circuiting clamp for LV overhead networks	Ø 3 to 24 mm	Ø 10 mm	170 mm	120 mm	350 mm	0,45 kg



/ DMTTP69

EARTHING AND SHORT-CIRCUITING EQUIPMENT FOR
BARE LV OVERHEAD CABLES

IEC 61230

/ USE

Device allowing the short-circuiting of LV networks and if necessary its earthing.

/ TECHNICAL SPECIFICATIONS

Max. Isc : 8 kA / 1 s

Tightening capacity : from Ø 4 mm to Ø 32 mm, flat with maximum width of 40 mm.

Composition:

- From 3 to 6 screw-on clamps mounted on 0,35 m sticks.
- Copper short-circuit cables, 35 mm². Length : 1 m.
- Bayonet connector for earth cable (see CMTBT or ECBT320).

On request :

- 50 mm² short-circuit cable for max Isc of 13 kA/1s
- 70 mm² short-circuit cable for max Isc of 18 kA/1s.

Reference	Description
DMTTP69-4P	4 clamps on sticks
DMTTP69-5P	5 clamps on sticks
DMTTP69-6P	6 clamps on sticks
DMTTP69-7P	7 clamps on sticks



/ CMTBT

ADDITIONAL EARTHING AND SHORT-CIRCUITING EQUIPMENT
IEC 61230

/ USE

Earthing cable to be connected to LV overhead line short-circuiting device.

/ TECHNICAL SPECIFICATIONS

Earthing cable to be connected to LV overhead line short-circuiting device.

Reference	Description
CMTBT1N	Cable 16 mm ² - L 16 m
CMTBT2N	Cable 16 mm ² - L 10 m
CMTBT3N	Cable 10 mm ² - L 16 m
CMTBT4N	Cable 10 mm ² - L 10 m

Other compositions available on request.



/ ECBT

ADDITIONAL EARTHING EQUIPMENT
IEC 61230

/ TECHNICAL SPECIFICATIONS

Set content:

- 1 earthing cable in extra-flexible copper, 16 mm², Length : 16 m,
- 1 bronze earthing clamp, ref. NBB,
- 1 bayonet plug.

Supplied in CTS38S plastic carrying case, without earthing rod.

Reference	Cable length
ECBT320	16 m
ECBT321	10 m
ECBT325	3 m



/ CPITORS

INSULATION PIERCING CONNECTORS FOR GOODTORS DEVICE

/ USE


Insulation piercing connectors for measurements, earthing and short-circuiting LV aerial bundled connectors.

/ TECHNICAL SPECIFICATIONS

Insulation piercing short-circuit and earthing connectors for overhead networks with twisted insulated conductors, rated voltage 0.6/1 kV. Tightening control by means of a 13 mm hexagonal fusible head screw on a flat surface. Possibility of disassembly (according to the NFC 33-020 standard, these connectors must not allow reassembly). Seal ensuring a dielectric strength of 6 kv (1mm in water). The body of the connector remains naturally open thanks to its elastic seal, thus facilitating installation. Potential-free screws, body made of insulating material. Tightening torque of the fuse head: min. 12.5 Nm, nominal torque: 14 Nm, max. 15.5 Nm Insulated main and branch cable. Perforated main connection. Branch connection per breaker. 1 simultaneous clamping Number of branches: 1

Reference	Description
CPITORS	16 to 150 mm ²

Other compositions available on request.



/ GDDTORS

SHORT-CIRCUITING EQUIPMENT
IEC 61230

/ TECHNICAL SPECIFICATIONS

Max. Isc : 4 kA/1 second.

- The device consists of female bayonet sockets for connection to male pins, \varnothing 11.1 mm (ref. NFC33020-HT33569).
- The sockets are linked to each other by insulated copper connections with a cross-section of 16 mm² and length 0.40 m.
- The sockets are insulated with a synthetic insulating material.
- The devices are available in 3 models with 5, 6 or 7 sockets.



Reference	Description	Dimensions	Weight
GDDTORS 5	Short-circuiting equipment with 5 sockets	340 x 250 x 80 mm	1,80 kg
GDDTORS 6	Short-circuiting equipment with 6 sockets		2,10 kg
GDDTORS 7	Short-circuiting equipment with 7 sockets		2,30 kg
CTS38	Plastic case (included with GDDTORS models)		

All the GDDTORS models are delivered in a plastic case without earthing rod.



/ DMTBTTR PATENTADO

LV SHORT-CIRCUITING AND EARTHING DEVICE FOR PANEL

IEC 81230 / IEC 81138 / VDE 0105-100

Advantages

- Easy to set up, in 2 operations: fixing the clamp and inserting the device.
- One-piece, robust and safe (visual coding).
- The fuses incorporate a keying system, which forces the device into the correct position, guaranteeing the user's safety.



/ USE

The insulated, portable and rigid device, equipped with dummy fuses, allows the earthing and shortcircuiting of an LV switchboard or cabinet in accordance with the IEC/EN 60947-3 standard.

/ TECHNICAL SPECIFICATIONS

The dummy fuses are connected by a rigid conductive metal plate, the distance between the dummy fuses is 185mm. The device is equipped with an earthing cable, including an insulated earthing clamp, with a flexible handle allowing clamping on bars up to 25mm thick.

Cable length and cross-section according to part number. Delivered in a protective and transport bag (ref: HOUDMTBTTR)

Models DMTBTTRTIPI : The earthing is done through the neutral identified by the letter N, or through an earth connection (see table of references).



DMTBTTR16

/ DMTBTTR16

SCC Max : 16 kA/1s
Dummy fuses : 3 x NH123

Reference	Model	Dimensions	Weight
DMTBTTR16N	Without earthing cable	650 x 85 x 170 mm	3.5 kg
DMTBTTR163512	With earthing cable 35 mm ² length 1.2 m		



/ DMTBTTR4

SCC Max : 4,6 kA/1s
Dummy fuses : 3 x NH00

Reference	Model	Dimensions	Weight
DMTBTTR4N	Without earthing cable	650 x 85 x 170 mm	3 kg
DMTBTTR41612	With earthing cable 16 mm ² length 1.2 m		



DMTBTTR4

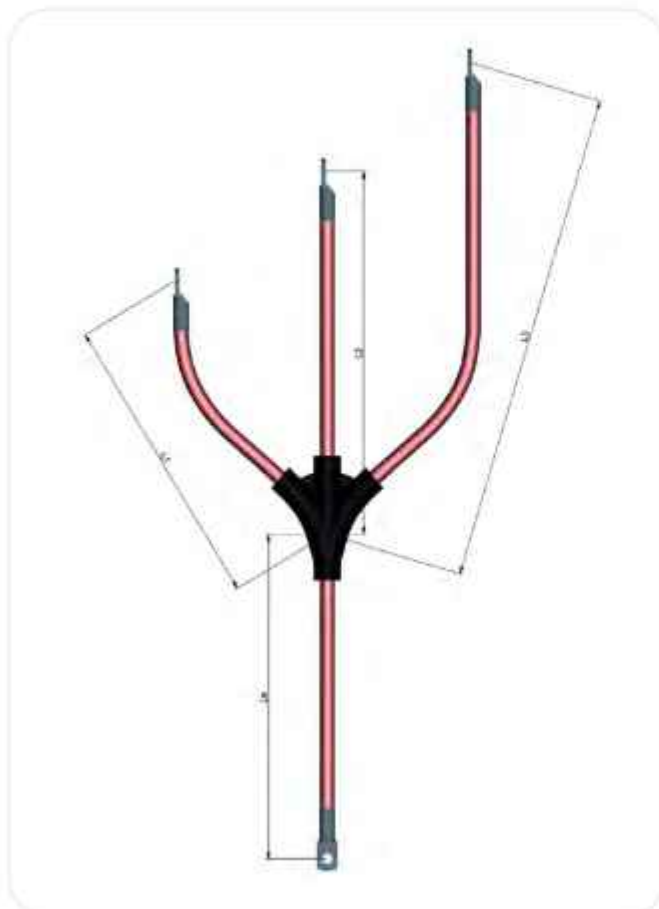
/ DMTBTTRTIPI

SCC Max : 16 kA/1s
Dummy fuses : 4 x NH123
The grounding is done through the neutral identified by the letter N, or by means of a grounding connection (see reference table).

Reference	Model	Dimensions	Weight
DMTBTTRTIPI	3 phases short-circuiting device + insulated single-piece neutral	800 x 85 x 170 mm	5 kg
DMTBTTRTI-Ploxyy	3 phases short-circuiting device + insulated single-piece neutral with earth connection		



DMTBTTRTIPI



/ DMTBTT

LV EARTHING AND SHORT-CIRCUITING DEVICE
FOR PANEL BOARDS AND CABINETS

IEC 61230

Advantages

- New design for the fuses : the fuses are now integrating a keying system that makes them impossible to be plugged in the wrong way.

/ USE

Portable device for earthing and short-circuiting a panel board or cabinet in a LV network equipped with NH00, NH1, NH2, NH3 or NH4a fuse links.

/ TECHNICAL SPECIFICATIONS

Trifurcation kit with crimped central connector sealed by heat shrinkable tubing :

- 3 phase cables L1, L2, L3, cross-section 16 to 50 mm², variable length (see table of references or can be made to measure) equipped at the ends with screw-type connections,
- 1 earthing cable, cross-section 16 to 50 mm², variable length (see table of references or can be made to measure) equipped at the ends with a lug with a stud hole Ø of 10 mm.

NB : This trifurcation kit is usually made with IEC 61138 extra flexible transparent cable, but can also be HO/RNF (on request).

- Fuse links with M10 thread : ref. SPH00
- Fuse links with M10 thread : ref. SPH123
- Fuse links with M12 thread : ref. SPH00TW
- Fuse links with M12 thread : ref. SPH123TW
- Insulating operating handle : ref. MIEBTMAY
- Earth clamp : ref. ETEBTMAY
- Storage case : ref. CTEBTMAY (optional)

Standard quantity of SPH123 : 3

Standard quantity of SPH00 : 3

Reference	Cable cross section	Max. I _{sc}	Cable L1	Cable L2 (mm)	Cable L3 (mm)	Cable L _e (mm)	Cable sheath				
DMTBT01	25 mm ²	5,5 kA/1s - 8 kA/0,5s	370 mm	460 mm	550 mm	400 mm	Extra soft PVC				
DMTBT1601	16 mm ²	3,5 kA/1s - 3,5 kA/0,5s	300 mm	500 mm	700 mm	800 mm					
DMTBT2501	25 mm ²	5,5 kA/1s - 8 kA/0,5s									
DMTBT3501	35 mm ²	7,2 kA/1s - 10 kA/0,5s									
DMTBT5001	50 mm ²	3,5 kA/1s - 5 kA/0,5s									
DMTBT16xx	16 mm ²	3,5 kA/1s - 5kA/0,5s						Made to measure			
DMTBT25xx	25 mm ²	5,5 kA/1s - 8 kA/0,5s									
DMTBT35xx	35 mm ²	7,2 kA/1s - 10 kA/0,5s									
DMTBT50xx	50 mm ²	10 kA/1s - 14 kA/0,5s									

DMTBTMCTR PATENTED

LV EARTHING AND SHORT-CIRCUITING DEVICE FOR PANEL BOARDS AND CABINETS 4,3 KA/0,5S

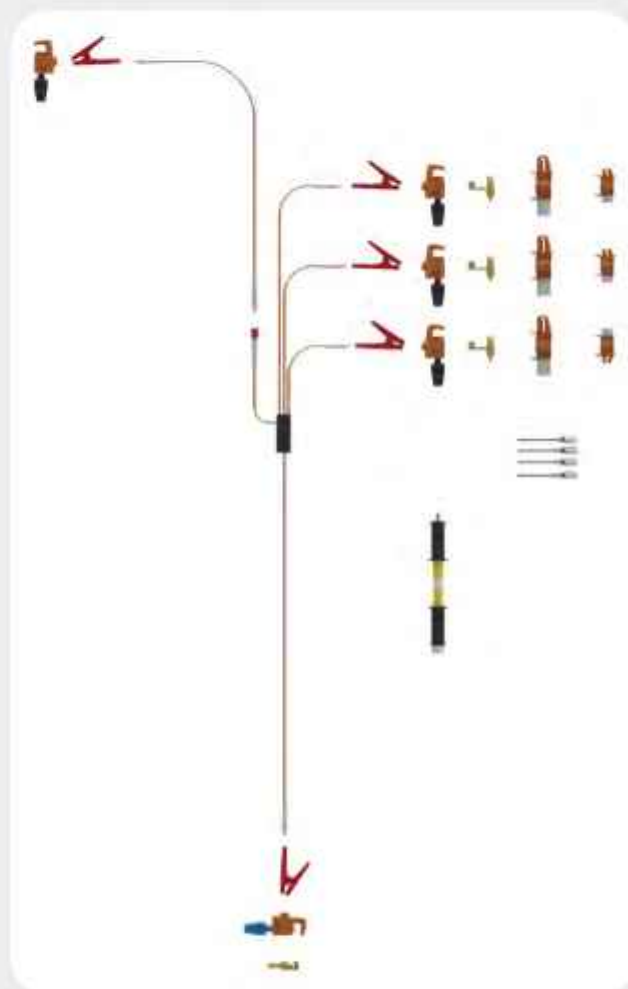
IEC 81230

TECHNICAL SPECIFICATIONS

Composition :

- Set of 4 pliers with black handle
 - (TW2167) and a blue handle clip (TW2167B) :
 - 3 phases, 1 neutral and 1 public lighting
- Set of 3 fuse knives with coder (SPH123DET)
- A QUADRIFURCATION: set of copper cables in an extra-flexible sheath fitted with watertight lugs u 3 false-fuse knives with coded pins (and connected by a junction block consisting of :
- 3 short-circuit cables with M8 screw connectors :
 - Length = 0,2m, Section = 16mm²
 - Length = 0,4m, Section = 16mm²
 - Length = 0,6m, Section = 16mm²
- 1 neutral cable (N) : Length = 0,8m, Section = 16mm².
- 1 earth cable : Length = 1m, Section = 16mm²
- 1000V insulated alligator clips with 2 cm opening
- An insulating handle : MIEBTMAY
- 4 cable collectors
- 3 fuse adaptors
- 1 earth vice : ETEBTMAY

Packaged in an IP67 plastic case.



DMTBTTR16

SCC Max : 16 kA/1s
Dummy fuses : 3 x NH123

Reference	Model	Dimensions	Weight
DMTBTTR16N	Without earthing cable	650 x 85 x 170 mm	3,5 kg
DMTBTTR163S12	With earthing cable 35 mm ² length 1,2 m		

DMTBTTR4

SCC Max : 4,6 kA/1s
Dummy fuses : 3 x NH00

Reference	Model	Dimensions	Weight
DMTBTTR4N	Without earthing cable	650 x 85 x 170 mm	3 kg
DMTBTTR41612	With earthing cable 16 mm ² length 1,2 m		

DMTBTTRTIPI

SCC Max : 16 kA/1s
Dummy fuses : 4 x NH123
The grounding is done through the neutral identified by the letter N, or by means of a grounding connection (see reference table).

Reference	Model	Dimensions	Weight
DMTBTTRTIPI	3 phases short-circuiting device + insulated single-piece neutral	800 x 85 x 170 mm	5 kg
DMTBTTRTIPIoxy	3 phases short-circuiting device + insulated single-piece neutral with earth connection		



/ DMTBT2B3

EARTHING AND SHORT-CIRCUITING DEVICE FOR LOW-VOLTAGE SWITCHBOARDS AND CABINETS

IEC 61230 / IEC 61138

Advantages

- Short-circuiting is carried out by the clamps and not by the cables.
- 83 mm clamp length.
- Designed to reach into tight spaces.
- Pliers with large clamping capacity thanks to the different jaws supplied.

/ USE

Device for earthing and short-circuiting a switchboard or cabinet in a low-voltage network.

/ TECHNICAL SPECIFICATIONS


Product :

- A short-circuit clamp
- Short-circuit and earth clamp
- A 1000V insulated earth clamp
- A 50 mm² section earthing cable
- A flexible and removable 1000V insulated handle
- A transport box, dimensions 450 x 250 x 120 mm
- ICC withstand = 36kA/0.5s

/ Clamp capacity

Reference	Jaw	Bar gap
Ø 35	9,8 mm	10 mm
	14,8 mm	15 mm
	19,8 mm	
Ø 50	19,8 mm	20 - 25 mm
	24,8 mm	
	29,8 mm	30 - 35 mm

Reference	Description	Weight
PBTUA	BTUA vice	155 g
PBT2B3	Ø 35 Short-circuit and earthing clamp	135 g
	Ø 50 Short-circuit and earthing clamp	190 g
CMDMTBT	Transport box	2000 g
	50 mm ² section earthing cable	
MFBTUAGP	Flexible handle	240 g



/ DMTBTUA

EARTHING AND SHORT-CIRCUITING CLAMP
IEC 61230

Advantages

- Easy to use thanks to its small size.
- Flat clamping capacity of up to 35mm, suitable for busbars.
- Flexible, removable operating handle.
- Full width and full thickness busbar clamping.
- The earth is identified by a yellow and green sheath on the connection cable.
- Clamp with 4 DC cable fixing positions to suit all configurations.

/ USE

Device used to carry out earthing and short-circuiting operations for SCU (self-contained unit) low-voltage column busbars.

/ TECHNICAL SPECIFICATIONS

LV micro clamp with a clamping capacity of 3 to 35mm.
Maximum short-circuit current: 13kA/0.1s
Quadrifurcation: 4 phases 16mm² lg 1m
1 earth 16mm² lg 2m
1 transport box
- Dimensions : 400x250x110
- Weight : 4,5Kg



Reference	Cable cross section	Max. Iso.	Cable L1	Cable L2	Cable L3	Cable L4	Cable sheath				
DMTBT01	25 mm ²	5,5 kA/1s - 8 kA/0,5s	370 mm	460 mm	550 mm	400 mm	Extra soft PVC				
DMTBT1601	16 mm ²	3,5 kA/1s - 3,5 kA/0,5s	300 mm	500 mm	700 mm	800 mm					
DMTBT2501	25 mm ²	5,5 kA/1s - 8 kA/0,5s									
DMTBT3501	35 mm ²	7,2 kA/1s - 10 kA/0,5s									
DMTBT5001	50 mm ²	3,5 kA/1s - 5 kA/0,5s									
DMTBT16xx	16 mm ²	3,5 kA/1s - 5kA/0,5s						Made to measure			
DMTBT25xx	25 mm ²	5,5 kA/1s - 8 kA/0,5s									
DMTBT35xx	35 mm ²	7,2 kA/1s - 10 kA/0,5s									
DMTBT50xx	50 mm ²	10 kA/1s - 14 kA/0,5s									



/ DMCCTBTI INNOVATION

EARTHING AND SHORT-CIRCUITING DEVICE
FOR INDUSTRIAL LV SWITCHBOARDS, IP2X

IEC 81230



/ TECHNICAL SPECIFICATIONS

Max Isc : 4,2 kA/1s

The device is composed of :

- 5 micro-clamps TW 2170

Current : 200A AC

Insulated clamp for connection on :

- hexagonal heads of bolts 10 mm
- vertical or horizontal round bar \varnothing 6 mm to \varnothing 12 mm
- power bar horizontal or vertical flat 5 mm thick
- rod \varnothing 10 mm in the axis of the clamp

• 1 quadrifurcation made of :

- 4 copper short-circuiting cables 16 mm² length 0,5 m
- 1 copper earthing cable 16 mm² length 2,5 m

The complete device is delivered in a transport cover HTIAGDC.

Optional : Adapters - Smooth terminals

Brass smooth terminals for positioning shunts (live working) or earthing and short-circuiting equipment on LV switchboards terminals sets.



Reference	Dimensions	Weight
DMCCTBTI		4 kg
DMCCTBTIX	350 x 300 x 100 mm	3,5 kg
DMCCTBTI25		4,5 kg
DMCCTBTX25		
DMCCTBTI35		5 kg
DMCCTBTX35		

/ Options

Reference	Description
E4BLT6	Set of 4 M6 tapped smooth terminals
E4BLF6	Set of 4 M6 threaded smooth terminals
E4BLT8	Set of 4 M8 tapped smooth terminals
E4BLF8	Set of 4 M8 threaded smooth terminals
E4BLT10	Set of 4 M10 tapped smooth terminals
E4BLF10	Set of 4 M10 threaded smooth terminals
E4BLT12	Set of 4 M12 tapped smooth terminals
E4BLF12	Set of 4 M12 threaded smooth terminals



CONFIGURE YOUR EARTHING & SHORT-CIRCUITING SYSTEMS

INSTALLATION VOLTAGE

/ DISTRIBUTION

/ TRANSPORT

MV

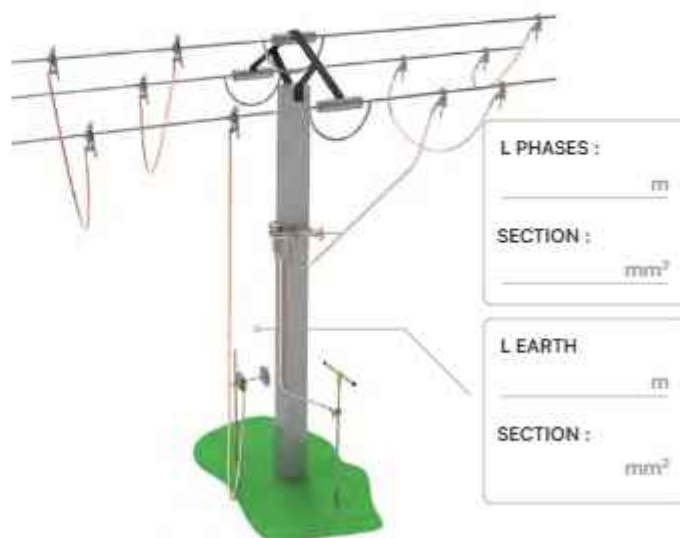
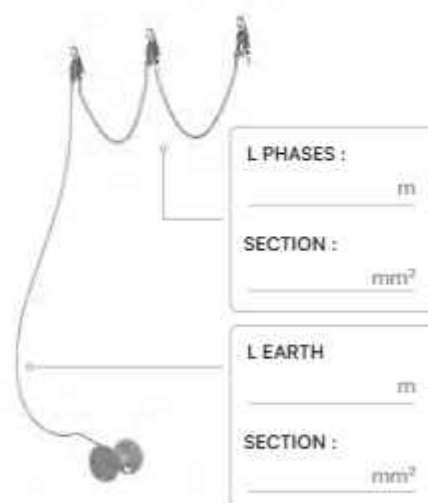
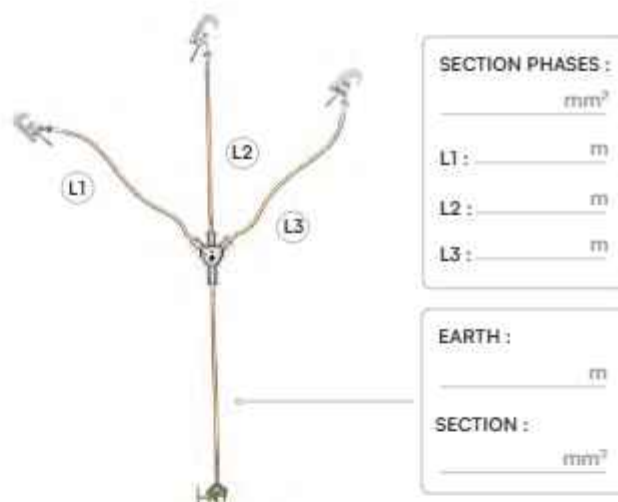
HV

USE

/ CENTERS

/ LINES

CONFIGURATION AND DEFINITION OF GROUNDING CABLES





TYPE OF CONDUCTOR

Diameter, thickness, section...						
Phase ⚡						
Earth ⚡						

FUNNEL TYPE CLAMP & POLE

/ TRANSPORT

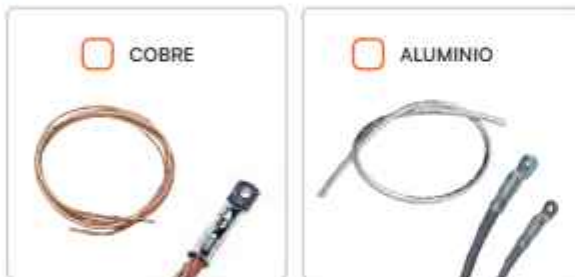


/ DISTRIBUTION



CABLE TYPE

/ MATERIAL



/ CUBIERTA



MAX SCC

This information must be known by the customer who operates the network. If not, it is necessary to know the C-C power (MVA) of the source and the voltage of the network (kV).

SCC : _____

QUANTITY

CUSTOMER'S NAME

/ GWIRE **PATENTED**

SHORT-CIRCUITING AND EARTHING DEVICE FROM THE GROUND WITH INSULATING CORD

IEC 61230 / IEC 62192

Advantages

- Easy to use on all types of terrain without climbing.
- Automatic-spring clamp, no need for manual tightening.
- Grounding up to 12m high from the ground without weight strain for the user.



/ USE


The clamp is placed and unhooked from the ground using an insulating rope passed over the conductor. The clamp is positioned on the conductor by pulling on the 1st rope. The clamp is unhooked by pulling on the 2nd rope. The rope is passed over the conductor using a telescopic stick equipped with a smart hook.

/ TECHNICAL SPECIFICATIONS

Spring clamps for Ø3 to Ø32mm conductors.

The device contains :

- 3 PAC332SC clamps
- 1 earth clamp N388
- 3 x 15 m of 50 mm² copper cable
- 3 x 25 m of insulating cord (DIQ6CEI25M),
- 1 tray to support the clamps after arming and before installation (this accessory allows not to touch any metal part during the installation of the 3 clamps)
- 1 hexagonal earth spike (70l)
- 1 telescopic insulating stick (PPOLB/105USC) for GWIR8HP and GWIR13HP only
- 1 dropover hook for passing the rope over the conductor.



Reference	Max SCC	Version	Packaging
GWIR8HN	8 kA/1s	With insulating stick	Bag containing cables, clamps and accessories
GWIR8HP		Without insulating stick	Bag containing cables, clamps and accessories + 1 cover for the stick and the rod
GWIR13HN	13 kA/1s	Without insulating stick	Bag containing cables, clamps and accessories
GWIR13HP		With insulating stick	Bag containing cables, clamps and accessories + 1 cover for the stick and the rod



TOGETHER

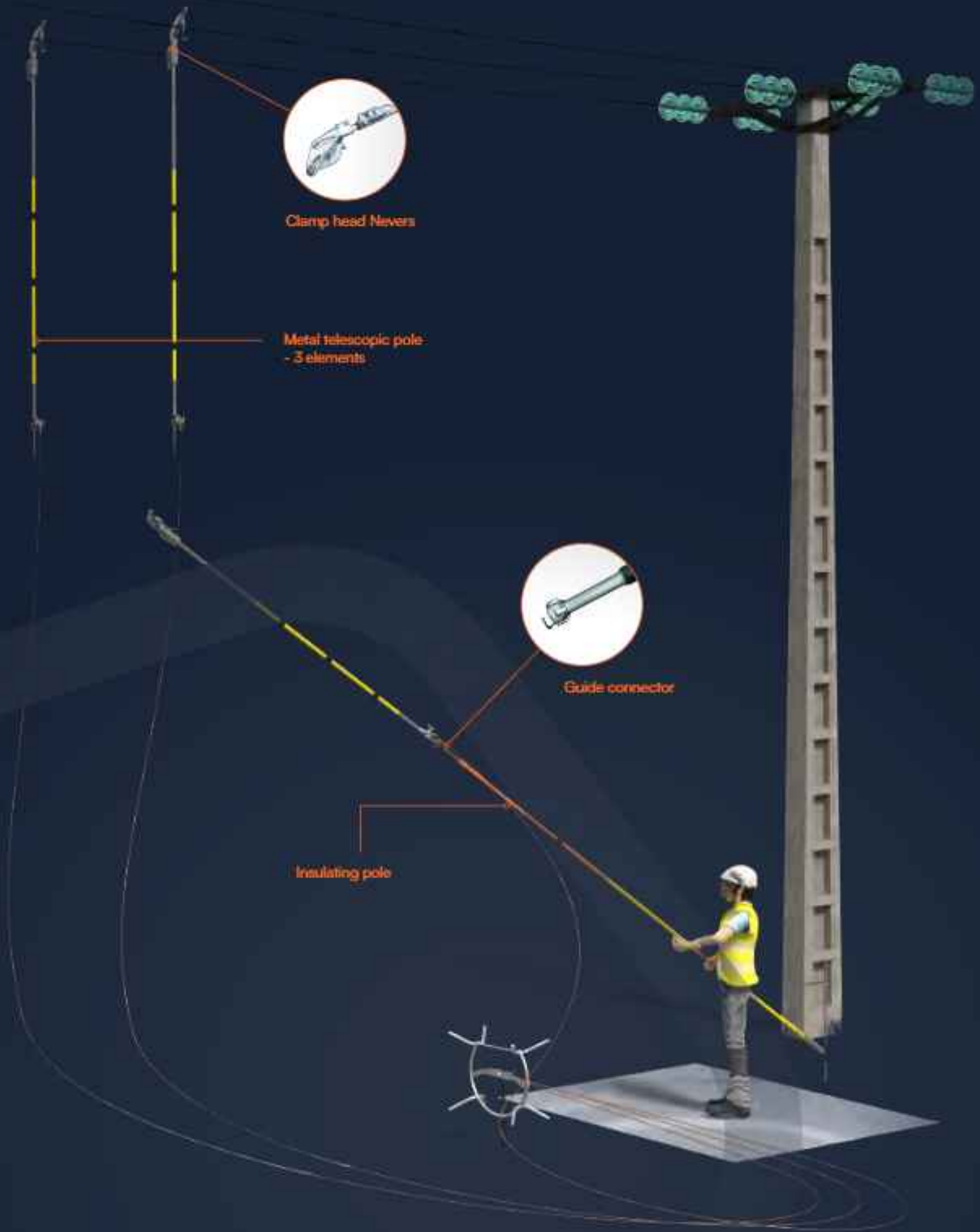
#WEARE **PENTASTIC**



FOLLOW US !



@PENTAESP



Clamp head Nivers

Metal telescopic pole - 3 elements



Guide connector

Insulating pole



/ NEVERS

EARTHING AND SHORT-CIRCUITING DEVICE FROM THE GROUND FOR BARE MV OVERHEAD LINES

IEC 81230

Advantages

- For work from the ground to heights up to 11.5 m.



/ USE

The Nevers device enables a single lineman to :

- do no-voltage testing operations,
- earth and short-circuit overhead lines at heights of up to 11.50 m. On bare MV overhead lines from the ground.

/ TECHNICAL SPECIFICATIONS

- Max. allowable I_{sc} : 8 kA/1s
- Clamping range on cylindrical conductors from 3 to 22 mm in diameter (7 to 380 mm²)
- Telescopic metal sticks fitted with collars for quick, calibrated clamping, with integrated cleaning rings, 3-section foam-cored fibreglass insulating sticks, type IEC 60855, with reinforced slot-in joints,
- Optional insulating extension to reach 11.5 m.
- Fit the no-voltage tester to the bottom of the metalstick before earthing.
- Equipment for use with TAG200 or TAG2000 no-voltage detectors (detector not supplied).
- Removable clamp and stick bottom

/ Options

Reference	Description
NE12	Prehension piece NE10
NE18ER	Complementary extension for insulating stick, to be placed between NE18 and NE19
NE38	Gripper fitting PA 4
NE14	Automatic clamp
NE22	Empty cable reel
NE25	1 set of 3 earth braids, 35 mm ² - length: 10 m
NE27	Metal sticks maintenance kit (TK 1)
NE28	Insulating sticks maintenance kit (TK 2)



PA3GTI

/ 3 elements

Reference	Description
PA3GTI	Earthing and short-circuiting device for bare MV overhead lines — 3 elements

/ This product contains

Reference	Description
NE10	3-section telescopic metal sticks L 5.45 m / 2.20 m
NE17E	Upper section of insulating stick
NE18E	Lower section of insulating stick
NE19E	Lower insulating stick extension, length 1,6 m
NE20	Guide socket
NE21	Cable reel with 3 x 10 m of copper braid, 35 mm ² and an earthing clamp
NE24	Soft plastic-coated canvas cover
701	Hexagonal earthing rod 1 m Ø 18 mm

PA4GTI

/ 4 elements

Reference	Description
PA4GTI	Complete set of equipment with 4-section metal sticks

/ This product contains

Reference	Description
NE11	4-section telescopic metal sticks L 4.85 m / 1.64 m
NE17E	Upper section of insulating stick
NE18E	Lower section of insulating stick
NE19E	Lower insulating stick extension, length 1,6 m
NE20	Guide socket
NE21	Cable reel with 3 x 10 m of copper braid, 35 mm ² and an earthing clamp
701	Hexagonal earthing rod 1 m Ø 18 mm
NE24	Soft plastic-coated canvas cover
NE23	Stick lifter rod

/ EY322 RANGE

**EARTHING AND SHORT-CIRCUITING
DEVICE WITH SPRING CLAMPS
FOR OVERHEAD LINES**

IEC 81230

Advantages

- Lightweight, also available with aluminium shorting cable.
- Robust.
- Fast and easy to use, smooth installation and large eyelet for easy removal.
- High clamping capacity: ϕ 3 to 32 mm.
- Max. SCC up to 18ka/1s.
- Adjustable to suit all field configurations.



/ USE

The EY322 short-circuiting and earthing device is intended for bare overhead distribution networks (MV). It can be installed from the support, from a platform or from the ground (in the tray 2 version).

An aluminium clamp-holder plate supports the 3 clamps.

A version with tray 4 and 2 clamps is also available.

The tray is equipped with a hook for the removal of the clamps.

Generally, it is equipped with an AP (12 mm hexagon) for adaptation to sticks equipped with an APV end fitting.

Also available with a U end fitting (Universal).

Other end fittings available on request.

/ TECHNICAL SPECIFICATIONS

The standard equipment consists of :

- 3 clamps connected by 2 short-circuit cables
- 2 x 2.75 m copper or aluminium short-circuit cables
- 1 reel T7021616 with integrated earth clamp and 16m of copper cable
- 1 tray or clamp holder equipped with an APV endfitting and a hook for extracting the installed clamps,
- 1 earth rod 701, length 1 m,
- 1 x 2-section telescopic insulating stick , unfolded length of 2m.

The set is packaged in :

- 1 metal box TD386
- 1 waterproof canvas case HTR11100 containing the pole and earth rod.

Model EY322NG

Basic version with MT330N clamps. Pre-arming of the clamp then placing on the plate of the armed clamp. Spring on the plate allowing the locking of the clamp on it. Automatic release of the plate and closing of the clamp when placed on the conductor.

Model EY322NFC

Version with MT330NFC clamps equipped with a locking latch. Pre-arming of the clamp directly on the plate with locking of the clamp on it. Automatic closing and releasing of the clamp from the plate when placed on the conductor by unlocking the latch.

Reference	Max. Isc	Short-circuit cable cross-section	Short-circuit cable length	Type of short-circuit cables	Earthing cable length	Earth clamp	Earthing storage	Insulating stick	Insulating pole storage	Earth rod
EY322NG6	6,5 kA/1s - 9,5 kA/0,5s	25 mm ²	2,75 m	Copper	16 m	T701	TD386	PPOL2 /020 APVAG	HTR11100	701
EY322NG	8 kA/1s - 13 kA/0,5s	35 mm ²								
EY322NG13	13 kA/1s - 18,5 kA/0,5s	50 mm ²								
EY322NG18	18 kA/1s	70 mm ²								
EY322NG6xx	6,5 kA/1s - 9,5 kA/0,5s	At choice		Copper or alu	At choice	T702 or NB8		At choice		
EY322NG8xx	8 kA/1s - 13 kA/0,5s									
EY322NG13xx	13 kA/1s - 18,5 kA/0,5s									
EY322NG18xx	18 kA/1s									
EY322NFC6	6,5 kA/1s - 9,5 kA/0,5s	25 mm ²	2,75 m	Copper	16 m	T701	TD386	PPOL2 /020 APVAG	HTR11100	701
EY322NFC	8 kA/1s - 13 kA/0,5s	35 mm ²								
EY322NFC13	13 kA/1s	50 mm ²								
EY322NFC18	18 kA/1s	70 mm ²								
EY322NFC6xx	6,5 kA/1s - 9,5 kA/0,5s	At choice		Copper or alu	At choice	T702 or NB8		At choice		
EY322NFC8xx	8 kA/1s - 13 kA/0,5s									
EY322NFC13xx	13 kA/1s - 18,5 kA/0,5s									



/ EY322NG

/ USE

Basic version with MT330N clamps. Pre-arming of the clamp and then placing it on the plate of the armed clamp. Locking spring on the plate allowing the clamp to be locked on the plate. Release of the plate and automatic closing of the clamp when placed on the conductor.



Reference	Max. Isc	Short-circuit cable cross-section	Short-circuit cable length	Type of short-circuit cables	Earthing cable length	Earth clamp	Earthing storage	Insulating pole	Insulating pole storage	Earth rod
EY3222NG6	6.5kA/1s - 9.5kA/0.5s	25mm ²	2.75	Copper	16m	T701	CM535	PPOL2 /020 APV	HTR1100	701
EY3222NG	8kA/1s - 13kA/0.5s	35mm ²				T702				
EY3222NGI3	13kA/1s - 18.5kA/0.5s	50mm ²								
EY3222NGI8	18kA/1s	70mm ²								
EY3222NG6xx	6.5kA/1s - 9.5kA/0.5s	25mm ²	At choice	Copper or alu	At choice	T702 or NB8	At choice			
EY3222NG8xx	8kA/1s - 13kA/0.5s	35mm ²								
EY3222NGI3xx	13kA/1s - 18.5kA/0.5s	50mm ²								
EY3222NGI8xx	18kA/1s	70mm ²								



/ EY322NFC

/ USE

Version with MT330NFC clamps equipped with a locking latch. Pre-arming of the clamp directly on the plate with locking of the clamp on it. Automatic closing and releasing of the clamp from the plate when placed on the conductor by unlocking the latch.



Reference	Max. Isc	Short-circuit cable cross-section	Short-circuit cable length	Type of short-circuit cables	Earthing cable length	Earth clamp	Earthing storage	Insulating pole	Insulating pole storage	Earth rod
EY3222NFC6	6.5kA/1s - 9.5kA/0.5s	25mm ²	2.75m	Copper	16 m	T701	SCM535	PPOL2 /020 APV	HTR1100	701
EY3222NFC	8kA/1s - 13kA/0.5s	35mm ²				T702				
EY3222NFCI3	13kA/1s - 18.5kA/0.5s	50mm ²								
EY3222NFCI8	18kA/1s	70mm ²								
EY3222NFC6xx	6.5kA/1s - 9.5kA/0.5s	25mm ²	At choice	Copper or alu	At choice	T702 or NB8	At choice			
EY3222NFC8xx	8kA/1s - 13kA/0.5s	35mm ²								
EY3222NFCI3xx	13kA/1s - 18.5kA/0.5s	50mm ²								
EY3222NFCI8xx	18kA/1s	70mm ²								



/ AUTOCLAM

EARTHING TO POST FOR OVERHEAD LINES
IEC 61230

Advantages

- The stackable or «piggy-back» design of the GDC325 removes the need for bulky standard clamp holders and can accommodate 2, 3, 4 or 5 clamps. Weight of one line clamp: 0,560 kg
- Ergonomics: all the clamps are in line, making it easier to adjust the position of the device on the cable.
- Patented clamp locking system : only the top clamp can be activated. The clamps are automatically released as soon as they are locked onto the conductor. This allows earthing to be done in the right sequence with no risk of error.
- The upper surface of the clamp nose is lined up with the jaw of the clamp above it. Each clamp facilitates the installation of the next clamp up on the cable.
- The clamps are retrieved using the removal hook fixed onto the clamp holder adapter.

/ USE

Three-phase (or more) device for short-circuiting and earthing bare overhead lines, with an allowable short-circuit current of 8 kA/1 s to 17,5kA/1s. Function : earthing for overhead lines with 2 to 5 conductors.

/ TECHNICAL SPECIFICATIONS

The device is composed of :

- 3 clamps GDC24
- 3 short-circuiting cables
- 1 earthing cable
- 1 earthing clamp

According to models, the device can also be equipped with an insulating stick with soft cover, an earthing rod and a transport case.

Standard models :

Short-circuit cables : 35 mm², 2,75 m

Earth cable : 16 mm², 16 m

Clamp holder GDC24 equipped with a universal endfitting.

This allows the angle to be adjusted, facilitating installation from the pole. Isc : 8 kA/1s.

The short-circuit cable can be aluminium instead of copper (please enquire).



Clamp GDC325
Ø3- 32mm
Max SCC 18kA/1s
0,560 kg

GDC24
0,560kg

GDC21
0,600kg

Reference	Short-circuit cable cross-section	Short-circuit cable length	Earthing cable length	Earth clamp	Storage case	Insulating pole	Pole cover	Earth rod
AUTOCLAMBT	35 mm ²	2,75	16 m	T702*	no			
AUTOCLAMBTC					TD386	PPOL2/020UE	HTR11100	701
AUTOCLAMBN				NBS	no			
AUTOCLAMBNC					TD386	PPOL2/020UE	HTR11100	701

* Rod with an earth clamp attached.

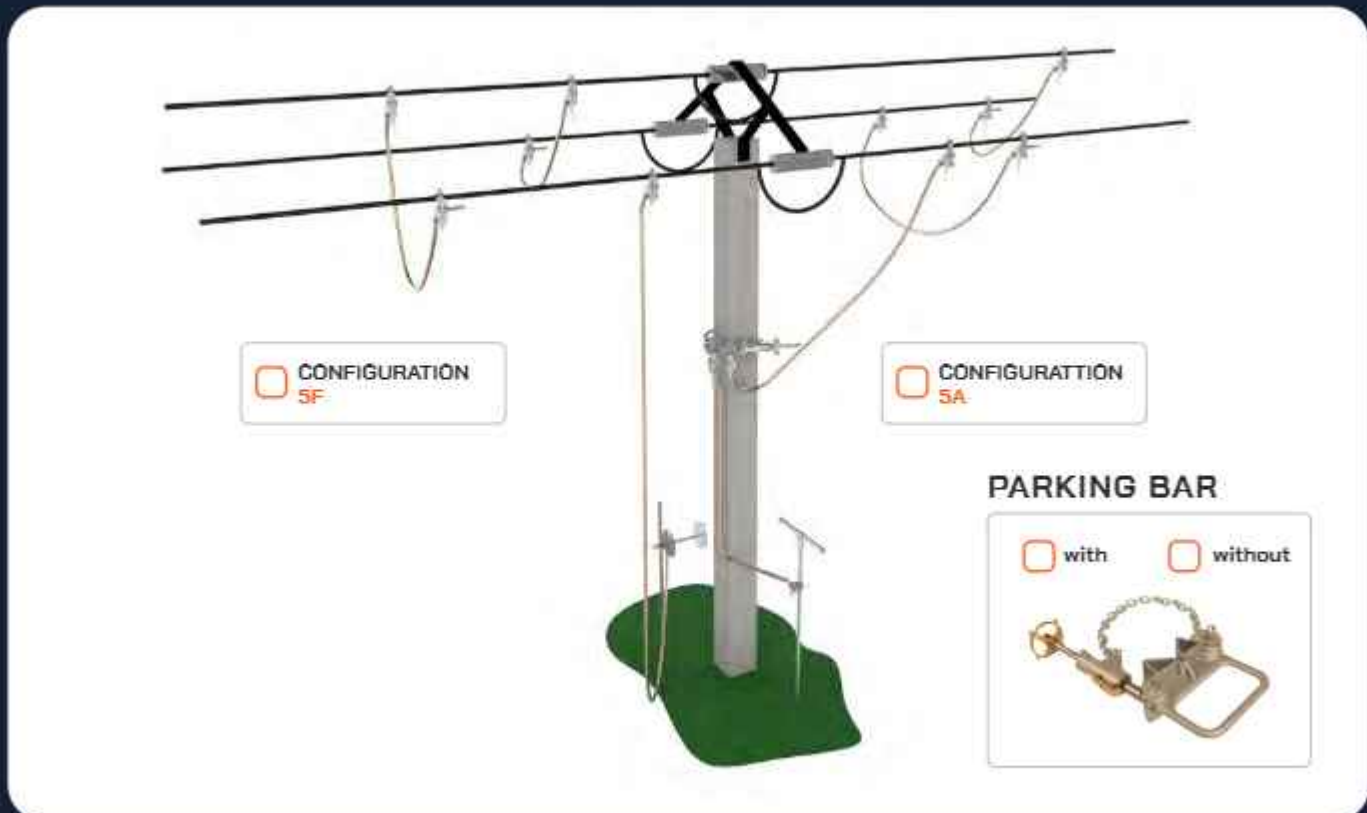

All compositions possible on request with Isc from 8 to 18 kA/1s with all components at choice.





CONFIGURE YOUR SCREW-ON OVERHEAD EARTHING AND SHORT-CIRCUITING SYSTEMS

CHOICE OF CONFIGURATION



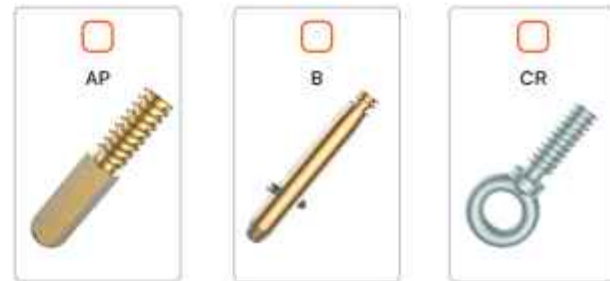
CHOICE OF CLAMP




/ 5F OR 5A CONFIGURATION
CABLE LENGTH
BETWEEN PHASE AND PARKING BAR



CONNECTOR TYPE



CHOICE OF EARTHING ROD



SHORT-CIRCUIT
CABLE LENGHT



SHORT-CIRCUIT (S/C) CABLE TYPE



TYPE OF COVER





CHOICE OF S/C CABLE SECTION IN ACCORDANCE WITH SCC AND TIME

Maximum SCC	Minimum section of copper S/C cable	Minimum section of aluminium S/C cable
6,5 kA/1s - 9,5 kA/0,5s	25 mm ²	50 mm ²
8 kA/1s - 13 kA/0,5s	35 mm ²	70 mm ²
13 kA/1s - 18,5 kA/0,5s	50 mm ²	95 mm ²
18,5kA/1s - 25kA/0,5s	70 mm ²	120 mm ²
25kA/1s	95 mm ²	165 mm ²

LENGTH OF EARTH WIRE



EARTH CLAMP TYPE



CHOICE OF THE INSULATING POLE (SEE PREVIOUS POLES CHAPTER)



Pole :

EXAMPLE PF COMPOSITION

/ 3F CONFIGURATION

Ref. with clamp MT535URU	Max. SCC	Clamps	Connector	S/C cables lenght	Type of S/C cable	Lg of ground wire	Ground latha	Case	Earthing rod	Pole	Pole storage bag
DMT535URUB601	6,5 kA/1s - 9,5 kA/0,5s	1x MT535URU2 2x MT535URU	B	2,5 m	Copper	15 m	T702	SEG-0X20	701	PPOL2/020B	HTRM100
DMT535URUAP6AL01	8 kA/1s - 13 kA/0,5s		AP		Aluminium					PPOL2/020AP	
DMT535URUB1301	13 kA/1s - 18,5 kA/0,5s		B		Copper					PPOL2/020B	
DMT535URUAP18AL01	18,5 kA/1s - 25 kA/0,5s		AP		Aluminium					PPOL2/020APV	
DMT535URUCR2501	25 kA/1s		CR		Copper					PCT200SJ	

For other compositions, please contact us.

/ 5A CONFIGURATION

Ref. with clamp MT535URUDEC332 and parking bar	Max. SCC	Clamps	Connector	S/C cables lenght	Type of S/C cable	Lg de cables del parking bar	Lg du cable de tierra	Earth clamp	Case	Earthing rod	Pole	Pole storage bag
DMT535URUB601	6,5 kA/1s - 9,5 kA/0,5s	2x MT535URU1 2x MT535URU	CR	2 m	Copper	4 m	12 m	3x N88	SEG-0X20	PIT130	PCT260SJ	H2P260H HPIT130
DMT535URUAP6AL01	8 kA/1s - 13 kA/0,5s							3x N88	SEG-0X20	PIT130	PCT260SJ	H2P260H HPIT130
DMT535URUB1301	13 kA/1s - 18,5 kA/0,5s	1x MT535URU2 2x MT535URU						3x N88	SEG-0X20	PIT130	PCT260SJ	H2P260H HPIT130
DMT535URUAP18AL01	18,5 kA/1s - 25 kA/0,5s							3x N88	SEG-0X20	PIT130	PCT260SJ	H2P260H HPIT130
DMT535URUCR2501	25 kA/1s							3x N88	SEG-0X20	PIT130	PCT260SJ	H2P260H HPIT130

For other compositions, please contact us.

/ LWA455PB

EQUIPOTENTIALITY PARKING BAR ON POST

IEC 61230



/ USE

Earthing and short-circuiting of overhead lines with equipotential bonding of the work area.

/ TECHNICAL SPECIFICATIONS

The LWA455PB parking bar consists of :

- an SPPB aluminium post bracket for the connection of earthing clamps,
- a CTPB tensioning device (aluminium body and shaft treated steel) enabling the parking bar to be pre-positioned on the post, then tightened using the bronze VPB wheel.
- a steel fastening chain treated against corrosion and fixed onto the post bracket,
- an aluminium fastener fixed onto the post bracket to hold the fastening chain.

Reference	Dimensions	Weight
LWA455PB	460 x 170 x 80 mm	3,5 kg

/ Spare parts

Reference	Description
SPPB	Post bracket with M8 screws
ECTPB	Tensioning device with screws for fastening the chain
CPB900	Fastening chain with safety pin
NPB	Fastener for mounting on the post bracket (with M8 screws)
VPB	Bronze wheel for arming bar
LAPB	Arming latch with spring and fastening pin



/ T702

REEL EQUIPPED WITH AN EARTH CLAMP

IEC 61230



/ USE

The reel is used to store the earthing cable. The earthing clamp permanently mounted on the reel makes the connection between the cable and the earthing rod (type 701 or PTT130).

This reel is mounted on complete earthing and short-circuiting devices EY322 and AUTOCLAM.

/ TECHNICAL SPECIFICATIONS

Made of steel treated against corrosion.

T702 : standard empty reel (without cable).
Can store up to 16 m of 25 mm² cable.
Weight : 1,8 kg

T702G : large reel (without cable).
Can store up to 25 m of 16 mm² cable or
16 m of 35 mm² cable.
Weight : 2,5 kg

Reference	Description
T7021616	Reel ref T702 with 16 m of 16 mm ² cable
T7022516	Reel ref T702 with 16 m of 25 mm ² cable
T702G2516	Large reel, ref T702G, with 16 m of 25 mm ² cable
T702G3516	Large reel, ref T702G, with 16 m of 35 mm ² cable



/ 701

HEXAGONAL ROD

IEC 61230

Advantages

- Ref. 701AIL : A fin at the tip prevents the rod rotating once in the ground.
- Ref. 701M : a weight on top of the rod allows to easily remove the rod from the ground.

/ USE

Designed to receive earthing device clamps (T702, T702G, NBB, N388, NBD25 ...).

/ TECHNICAL SPECIFICATIONS

Manufactured in rust-proof galvanised steel.

Reference	Length	Weight	Diameter
701		2,46 kg	
701AIL	106 cm	2,50 kg	22 mm
701M		4 kg	



/ ISPI

1000V INSULATING HANDLE FOR EARTH RODS

/ USE

Product allowing the installation of marker posts or earth rods in complete safety, compatible with rods type 701.

/ TECHNICAL SPECIFICATIONS

Made of insulating material resistant to a voltage of 17 kV.
Opening diameter for rods up to 24 mm diameter.
Steel anvil Ø 40mm (on request anvil made of non conductive material).
Distance between the 2 protective guards : 130 mm.
Profile of the guards limiting the «rolling effect».
Hole of 6 mm diameter allowing the passage of a strap.

Reference	Dimensions	Weight
ISPI	Ø 130 x 160 mm	540 g



/ PTT130

AUGER ROD

IEC 61230

Advantages

- Better contact with the ground : bigger surface and contact pressure with the ground.
















/ TECHNICAL SPECIFICATIONS


Made of copper-plated steel, diameter 17 mm, with bronze screw and sliding operating lever.
Length : 1,32 m.
Designed to receive earthing device clamps (T702, T702G, NBB, N388, NBD25...)
Optional case : ref. HPTT130

Reference	Dimensions	Weight
PTT130	1 315 x 405 x 30 mm	3,44 kg

SELECTION GUIDE

/ MV clamps

MV Screw and line clamps							
							
	MT535	MT416	MT516	MT525	MT550	MT525BLR*	MTD3290
Closing capacity	 Ø 5-35 mm		 Ø 8-19 mm	 Ø 5-35 mm	Ø 5-50 mm	 Ø 5-35 mm	Ø 32-90 mm
	 16-40 & 5-40 mm	 40-16 mm	 0-19 mm			 5 - 15 mm	
Max. SCC	31,5 kA/1s	18 kA/1s	20 kA/1s	14,5 kA/1s	14,5kA/1s; 20kA/0,5s	14,5 kA/1s 20 kA/0,5s 25 kA/0,350s	18 kA/1s
Material	Aluminium			Copper-alu	Aluminium	Copper-alu	
Clamp closed dimensions	44 x 100 x 180 mm	35 x 75 x 169 mm	35 x 79 x 143 mm	85 x 56 x 192 mm	200 x 85 x 84 mm	85 x 56 x 210 mm	220 x 90 x 60 mm
Weight	0,620 kg	0,320 kg		0,660 kg	0,750 kg	0,800 kg	1,200 kg






MV Earthing clamps for compact fixed ball points			MV Earthing clamp		
NBD25	NB2025	PFBD25	NB8	N3B8	T702
31,5 kA/1s : all types of conductors 40 kA/0,5s : on ball Ø 25 mm ball 20 kA/1s : on ball Ø 20 mm	23,5 kA/1s : all types of conductors 20 kA/1s : on ball Ø 20 mm	23 kA/1s : on ball Ø 20 mm 31,5 kA/0,5s on ball Ø 25 mm	20 kA/1s	31,5 kA/1s	8 kA/1s
Copper-alu			Copper-alu		
35 x 75 x (160)	35 x 75 x (125)	35 x 75 x (125)	100 x 100 x 40	40 x 72 x 130	165 x 165 x 355
0,850	0,750		0,5	0,75	1,5

/ CONNECTOR SELECTION

The connector will be placed at the end of the chosen reference.

AP	B	CR	M



/ PIMT

EARTHING AND SHORT-CIRCUITING SYSTEM FOR MV SUBSTATIONS
IEC 61230

/ TECHNICAL SPECIFICATIONS

Standard composition :

- A set of 3 identical clamps with AP end fitting (other end fittings on request): MT535, MT525, MT516 or MT416.
- A TRIFURCATION kit : set of extra flexible sheathed copper jumper cables with sealed cable lugs, connected by a junction block.

Short-circuit cable length : 0,8 m.

Earth cable length : 2 m.

- An earth clamp : NBB
- A telescopic insulating stick : TR245APV
- A metal case : CM535

All other compositions possible on request.

Reference	Clamps composition	SCC	Short-circuit and earth cable cross-sections
PIMT16	3xMT516 + 3xMT416 + 3xMT525	8 kA/1s	35 mm ²
PIMT46	3xMT516		
PIMT56	3xMT416		
PIMT66	3xMT525		
PIMT76	3xMT535		
PIMT110	3xMT516 + 3xMT416 + 3xMT525	13 kA/1s	50 mm ²
PIMT410	3xMT516		
PIMT510	3xMT416		
PIMT610	3xMT525		
PIMT710	3xMT535		
PIMT49	3xMT525	14,5 kA/1s	s/c : 70 mm ² - earth : 35 mm ²
PIMT48	3xMT535	8 kA/1s	35 mm ² (length s/c = 2 m, earth = 5 m)
PIMTxxx	At choice	Depending on composition	At choice

TRIFURCATION: Other cable lengths and cross-sections possible on request.
Other clamp end fittings available on request.



/ PIMT49S


EARTHING AND SHORT-CIRCUITING DEVICE FOR CELLS MC500, FLUAIR 24G AND 24F

/ TECHNICAL SPECIFICATIONS

Composition :

PIMT49S	PIMT49SP	KPIMT49S
- 3 clamps MT25AP1	- 1 earthing clamp NBB	- 3 clamps
- 1 earthing clamp NBB	- 1 trifurcation T7000BC35020C	- MT25AP1
- 1 trifurcation T7000BC35020C	- 1 insulating stick TR245 APV	- 1 extracting
- 1 insulating stick TR245 APV	- 1 case CM535	hook CREXCO
- 1 extracting hook CREXCO		
- 1 case CM535		

Reference	Weight
KPIMT49S	Set of 3 MT25AP1 pliers + CREXO hook
MT25AP1	Clamp only for MC500, FLUAIR 24G and 24F cells
PIMT49S	Earthing and short-circuiting kit for MC500, FLUAIR 24G and 24F cubicles
PIMT49SP	Set without clamp



/ CORATRIF

COMPLETE EARTHING AND SHORT-CIRCUITING DEVICE

IEC 61230

/ USE

For fixed ball points, diameters 20 and 25 mm, flat and cylindrical bars.
Suitable for fitting E240 lug barrels.

/ TECHNICAL SPECIFICATIONS

Composition :

- 1 TRIFURCATION as defined in the table
- 3 NBD25AP phase clamps (hexagonal end fittings, 12 mm)
- 1 NBD25M earthing clamp (with ergonomic handle)
- 1 insulating stick TR245APV
- 1 metal storage case CM535

Composition of the CORATRIF08 :

- 1 TRIFURCATION as defined in the table
- 3 NBD25B phase clamps (bayonet end fittings)
- 1 NBD25M earthing clamp (with ergonomic handle)
- 1 insulating stick TR276B
- 1 metal storage case CM535

Composition of the CORATRIFSN :

- Identical to CORATRIF08 without the insulating stick TR276B

Reference	Max. I _{sc}	3 Short-circuiting cables	Earthing cable	Item number of the corresponding trifurcation
CORATRIF	18,5 kA/1s	70 mm ² - 1,5 m	35 mm ² - 2,0 m	T70016C35020C
CORATRIF01	25 kA/1s	95 mm ² - 0,8 m	95 mm ² - 3,0 m	T95008C95030C
CORATRIF02	18,5 kA/1s	70 mm ² - 1,5 m	35 mm ² - 5,0 m	T70008C35050C
CORATRIF03				T70008C35100C
CORATRIF08				T95016C35025C
CORATRIFSN	25 kA/1s	95 mm ² - 0,8 m		T95016C35025C

Other compositions and/or trifurcations on request.



/ ONBAL

EARTHING AND SHORT-CIRCUITING DEVICE FOR BALL FIXPOINT
IEC 61230

Advantages

- Quick tightening
- A single clamp for Ø 20 and 25 mm

/ USE

Vise clamp specially designed for earthing fixed ball points.

/ TECHNICAL SPECIFICATIONS

Standard composition:

- One set of 3 identical pliers with tip: PFBD25
- Clamping capacity :
 - Ball fixed point: Ø 20 and 25 mm
 - Max. short-circuit current :
 - 23 kA/1s on ball Ø 20 mm
 - 31,5 kA/0,5s on ball Ø 25 mm
- 1 TRIFURCATION: extra-flexible sheathed copper cable assembly fitted with watertight lugs and connected by a terminal block
- 1 earth clamp
- 1 telescopic insulating pole
- 1 cover or metal storage box



Reference	Storage	Conductor	Earthing clamp	Max SCC	Pole	Matching TRIFURCACION	3 S/C cable	Earthing cable
ONBAL8APTO1N8CP	CM535	AP	NB8	13kA/1s-18,5kA/0,5s	PPOL2/015AP	T70008C35020C	35mm ² - 0.8m	16mm ² - 2m
ONBAL8APTO1PFPCP				18,5kA/1s-25kA/0,5s		T95008C35020C		35mm ² - 2m
ONBAL8APTSON8CP				23kA/1s-31,kA/0,5s				
ONBAL13APTO1N8CP	HMALT	B	PFBD25M		-		50mm ² - 0.8m	25mm ² - 2m
ONBAL18APTO1N8CP	CM535	AP	NB8	8kA/1s-13kA/0,5s	PPOL2/015AP	T35008C16020C	70mm ² - 0.8m	35mm ² - 2m
ONBAL18APTO1N8CP			PFBD25M				95mm ² - 0.8m	
ONBAL18BTO1PFH			NB8			T35008C35020C		



/ PIMTRGB

EARTHING DEVICE FOR RGB ABB STATION, 25 KA*1S
IEC 61230

/ USE

Device for earthing and short-circuiting a RGB High Voltage Cells.

/ TECHNICAL SPECIFICATIONS

Max SCC : 25kA/1s

Composition :

- 1 insulated 36kV switching pole ref: PIRGB consisting of a 1.15m IEC 61235-S insulating tube fitted with a bayonet connector
- 1 trifurcation made up of :
 - 3 phases in copper cable, cross-section 95mm², each 1m long
 - 1 copper earth cable, cross-section 50mm², length 0.5m, fitted with a terminal with a 12 mm diameter at the end for connecting the clamp of your choice.
- 3 RGB connectors to screw onto the RGB box.
- 1 carrying case for the pole ref : HIPI20PA.
- 1 carrying case for earthing ref: HMALT.



Reference	Max. Isc	3 Short-circuiting cables	Earthing cable	Item number of the corresponding trifurcation

Other compositions and/or trifurcations on request.



/ TRIF

SET OF CABLES FOR SHORT-CIRCUITING AND EARTHING DEVICES

IEC 81230, IEC 81138

Advantages

- New central connection point and compression with sealing.



/ USE

Use to equip or replace substation short-circuiting and earthing cables.

/ TECHNICAL SPECIFICATIONS

A TRIFURCATION is a set of copper cables for a 3-phase earthing and short-circuiting device, consisting of:


- 3 short-circuiting cables,
- 1 earthing cable
- all connected to a junction block and fitted with TFK type sealed cable lugs.



/ ISC according to cable cross-section :

Temperature rise of the copper cable at the end of the short-circuit : 700°C				
ISC Time	0,3 s	0,5 s	1 s	
ISC cable cross-section	ISC max. admissible			
			Mfn. earth cable cross-section	
10 mm ²	4,8 ka	3,7 ka	2,5 ka	16 mm ²
16 mm ²	7,7 ka	6 ka	4 ka	
25 mm ²	12 ka	9,5 ka	6,5 ka	
35 mm ²	17 ka	13 ka	9 ka	
40 mm ²	19,3 ka	15 ka	10,5 ka	25 mm ²
50 mm ²	24 ka	18,5 ka	13 ka	
70 mm ²	34 ka	26 ka	18,5 ka	35 mm ²
75 mm ²	36 ka	28 ka	20 ka	
95 mm ²	46 ka	35,5 ka	25 ka	
120 mm ²	58 ka	45 ka	31,5 ka	50 mm ²
150 mm ²	72,5 ka	56 ka	40 ka	

/ Codification



T = Copper trifurcation and PVC sheath
-25°C to +55°C.

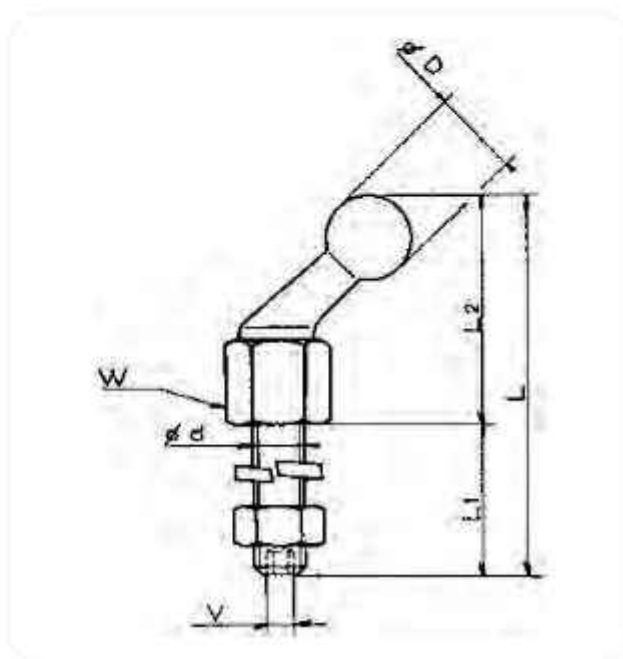
S = Copper trifurcation and silicone coating
-40°C to +70°C.



/ FC20 – FC25
ANGLED FIXED BALL POINT

/ USE

Used to make an electric contact on busbar.



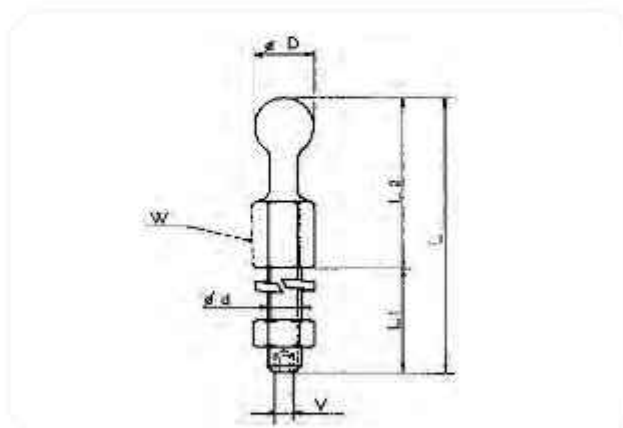
Reference	Ball Ø dimensions	Wrench	L dimensions	L1 dimensions	L2 dimensions	Ø D dimensions	W dimensions	Max. Iec
FC2012	20 mm	6	93 mm	37 mm	56 mm	M 12	22 mm	18,5 kA/1s
FC2516	25 mm	8	122 mm	46 mm	76 mm	M 16	27 mm	31,5 kA/1s & 40 kA /0,5s



/ FD20 – FD25
STRAIGHT FIXED BALL POINT

/ USE

Used to make an electric contact on busbar.



Reference	Ball Ø dimensions	Wrench	L dimensions	L1 dimensions	L2 dimensions	Ø D dimensions	W dimensions	Max. Iec
FD20-12	20 mm	6	99 mm	37 mm	62 mm	M 12	22 mm	18,5 kA/s
FD25-12	25 mm		111 mm		74 mm		27 mm	
FD25-16	25 mm	8	123 mm	46 mm	77 mm	M 16	27 mm	31,5 kA/1s & 40 kA/0,5s



/ DMTPC

SHORT-CIRCUITING AND EARTHING DEVICE FOR SUBSTATIONS WITH PLUG-IN TYPE BUSHINGS

IEC 61230

/ USE

Earthing and short-circuiting device for 250 amp sockets ref. DMTPC250 and 400 amp consisting of:

- 1 trifurcation with 3 x 70 mm² short-circuiting cables, length 0,8 m and 1 earthing cable, length 2 m, ref. T70008C35020C
- 3 x 250A or 400A earth studs with their locking system (metal stirrup)
- 3 lockout-tagout padlocks
- an earth clamp ref. NBB

The kit is delivered in a carrying bag.

Set of 3 insulating rest studs and its padlock lockout system. Allows the cable disconnected from the transformer to be re-energised:

- for 250A - 24kV sockets ref. PRPC250
- for 400A - 24kV sockets ref. PRPC400

400A - 24kV lockout-tagout system with 3 insulating caps, and its padlock lockout system : ref. DCPC400

/ TECHNICAL SPECIFICATIONS

Isc Max : 12,5 kA/1s

Reference	Description	Dimension	Weight
DMTPC250	Short-circuiting and earthing for substations with plug-in type bushings 250A	600 x 250 x 200 mm	8 kg
PRPC250	Set of 3 insulating rest studs for MV substation connectors 250A	400 x 300 x 100 mm	3 kg
DMTPC400	Short-circuiting and earthing for substations with plug-in type bushings 400A	600 x 250 x 200 mm	10,5 kg
PRPC400	Set of 3 insulating rest studs for MV substation connectors 400A	400 x 300 x 100 mm	5 kg
DCPC400	Set of 3 lockout-tagout devices for MV transformer plug 400A		4,5 kg

/ **CS140G**

CASE FOR GROUNDING EQUIPMENT STORAGE

Reference	Dimensions
CS140G	400 x 350 x 160 mm

/ **SEG-OX20**

CASE FOR GROUNDING EQUIPMENT STORAGE

Reference	Dimensions
SEG-OX20	600 x 390 x 200 mm



/ CM535

EMPTY CASE FOR PIMT EARTHING DEVICE

Reference	Dimensions	Weight
CM535	910 x 240 x 105 mm	6.34 kg



/ TD386

CARRYING CASE FOR EARTHING DEVICE

Reference	Dimensions	Weight
TD386	640 x 240 x 160 mm	3,9 kg
TD386GM	800 x 300 x 200 mm	6,5 kg
TD386PM	590 x 300 x 145 mm	4,2 kg



/ HMALT

CARRYING BAG FOR EARTHING DEVICE

/ TECHNICAL SPECIFICATIONS

Very sturdy, equipped with 4 handles, label holder on the outside and A4 document holder window on the inside.

Lightweight.

Reference	Dimensions	Weight
HMALT	600 x 250 x 200 mm	980 g



/ HMALTROUL

BOLSA DE TRANSPORTE PARA DISPOSITIVO DE PUESTA A TIERRA

/ TECHNICAL SPECIFICATIONS

Muy robusto, equipado de 4 puños, un portaetiquetas en el exterior y una ventana para documentos A4 en el interior.

Reference	Dimensions	Weight
HMALTROUL	500 x 450 x 250 mm	1 kg

/ SMAPE

EARTHING SYSTEM WITH INTERLOCKING BETWEEN THE LINECLAMP AND THE EARTH CLAMP

IEC 61230

Advantages

- 100% secure (PATENTED).
- Lightweight and compact device.
- Easy to handle, sturdy earth clamp.
- Strong key that protects you.
- Automatic checking that the clamp is tight enough.
- Ergonomic design, easy to use.



CLAMPS



/ SA342

LINE TYPE "3-42"

SCC Max : 40 kA/1s
 Closing capacity, round :
 ø 3 to 42 mm
 Weight : 1,2 kg
 Code : P0



/ SAF220

TIPO PARK "120-200"

SCC Max : 40 kA/1s
 Closing capacity, round (mm) :
 ø 120 to 200 mm
 Weight : 3,2 kg
 Code : P4



/ SA1560

LINE TYPE/PARK

SCC Max : 40 kA/1s
 Closing capacity, round :
 ø 5 to 60 mm
 Weight : 1,3 kg
 Code : P1



/ SANB2025

TIPO PARK PIC/PGIME

SCC Max : 31,5 kA/1s
 Spherical fixed point sealing capacity :
 ø 20 and 25 mm
 Weight : 0,750 kg
 Code : P5



/ SAP20120

TIPO PARK "20-120"

SCC Max : 40 kA/1s
 Closing capacity, round :
 ø 20 to 120 mm
 Weight : 1,6 kg
 Code : P2



/ SAE200

LINE TYPE "3-42"

SCC max : 31,5 kA/1s,
 Weight : 2,2 kg
 Closing capacity:
 • Platen : up to 100 mm
 • Platen vertical: 30 x 100 mm
 • Platen horizontal: 60 x 100 mm
 • Platen cylindrical: ø 10 x 70 mm
 Code : P6



/ SAP1060

LINE TYPE "10-60"

SCC Max : 31,5 kA/1s
 Closing capacity, round :
 ø 10 to 60 mm
 Weight : 1,3 kg
 Code : P3



/ SMA342

TIPO DE ANCLAJE DE LÍNEA

SCC max : 31,5 kA/1s,
 Weight : 2,2 kg
 Closing capacity, round: Ø 3 to 42 mm
 Code : P7



LATHES



/ SAGTE25

SCC Max : 40 kA/1s
Closing capacity, flat : 40 mm
Weight : 1,8 kg
Code : GT



/ SANB33S

SCC Max : 40 kA/1s
Closing capacity, flat : 35 mm
Weight : 1,2 kg
Code : N3



/ SANBCRTTS

SCC Max : 40 kA/1s & 63 kA/0,5s
Closing capacity, flat : 30 mm
Weight : 1,2 kg
Code : NC



/ SANBE2025

SCC Max : 40 kA/1s
Spherical fixed point sealing capacity : 35 mm
Weight : 1,2 kg
Code : NB

/ USE

This unique concept is based on a mechanism that allows a choice between a conventional or magnetic key without power. In the magnetic version without key insertion, the opening is achieved with a magnetic code that activates the moving parts of the cylinder without any mechanical contact. The entire coded module located in the cylinder is coated and completely sealed.

This new version is adapted to extreme situations, corrosion, sand, humidity, frost, vandalism...



Classic key



Magnetic key

CLAMP CONNECTORS



AN



HE



B



X46



AP

/ SMAPE

REFERENCES: 1 CONJUNTO PINZA/TORNŪ SIN CABLE Y CON UNA LLAVE PARA AMBAS

	Reference		Clamp	Lathe	Connector	
						
	Classic	Magnetic				
PARK	SIP1HNC	MA	SA1560	SANBCRTTS	HE	
	SIP1BNC	MA			B	
	SIP1XNC	MA			X46	
	SIP2HNC	MA	SAP20120		HE	
	SIP2BNC	MA			B	
	SIP2XNC	MA			X46	
	SIP4HNC	MA	SAF220		HE	
	SIP4BNC	MA			B	
	SIP4XNC	MA			X46	
	SIP1HN3	MA	SA1560		SANB33S	HE
	SIP2HN3	MA	SAP20120			
	SIP4HN3	MA	SAF220			
PARK PIC/PIGME	SIP5VNC	MA	SANB2025	SANBCRTTS	AP	
	SIP5HNC	MA			HE	
	SIP5BNC	MA			B	
	SIP5VNB	MA		SANBE2025	AP	
	SIP5HNB	MA			HE	
	SIP5BNB	MA			B	
LINE	SIPOAGT	MA	SA342	SAGTE25	AN	
	SIPOXGT	MA			X46	
	SIPOBGT	MA			B	
	SIP0HGT	MA			HE	
	SIP1AGT	MA	SA1560		AN	
	SIP1XGT	MA			X46	
	SIP1BGT	MA			B	
	SIP1HGT	MA			HE	
	SIP3AGT	MA	SAP1060		AN	
	SIP3BGT	MA			B	
	SIP3HGT	MA			HE	
	SIP7AGT	MA	SMA342		AN / HE / B	



/ S1P7AGTMA

**GROUNDING SYSTEM
WITH CLAMP-TO-VICE SERVO
CONTROL FOR 69/90KV
AND 225KV ANCHOR TOWERS**

IEC 61230

Advantages

- Allows the clamp to be positioned and clamped horizontally.

/ TECHNICAL SPECIFICATIONS

- Mechanical servo-control between clamp and vice.
- A locking system on the vice and the clamp, which ensures that the sequence of steps is respected.
- A mechanism that guarantees sufficient contact pressure for each clamping operation.

Set of 1 pair of pliers/vice delivered without cable and with a magnetic key:

SMA342A PLIERS :

- AN conductor,
- SCC max. : 31,5 kA/1s,
- roundly tightening capacity :
Ø 3 to 42 mm,
- Weight : 2,2 kg



SAGTE25 CLAMP :

- SCC max. : 40 kA/1s,
- Weight : 1,8 kg
- Closing capacity flat : 40 mm



/ S1P8RGTMA

**GROUNDING SYSTEM
WITH LOCKING
BETWEEN CLAMP AND JAW
SCC : 39 KA/0,3S**

IEC 61230

Advantages

- A lightweight, space-saving device.
- A sturdy vice that's easy to operate.
- A strong magnetic key to protect you.
- Automatic control of vise tightening.
- Ergonomic design makes it easy to use.

/ TECHNICAL SPECIFICATIONS

A mechanical link between the clamp and the winch

- A locking system between the lathe and the clamp that guarantees that the sequence of steps is followed.

• A mechanism to ensure sufficient contact pressure contact pressure for each tightening operation.

Set of 1 pair of pliers/tweezers delivered without cable and with magnetic key :

SAPAC1060AG PLIERS :

- Spring clamp
- Closing capacity Round
Ø 10 a 60 mm
- Weight : 1,7 kg



SAGTE25 CLAMP :

- Weight : 1,8 kg
- Closing capacity flat : 40 mm





/ MALTAC1050

EARTHING FROM THE GROUND WITH INSULATING ROPE
IEC 61230

Advantages

- Earthing at great height from the ground.

/ USE

Attachment/detachment of this clamp is done from the ground using an insulating rope previously passed over the conductor.

The clamp is raised on the conductor by pulling the 1st rope.

The clamp is detached by pulling the 2nd rope.

Passing the rope over the conductor can be done by :

- Using an insulating stick equipped with the adapter for reel holder PBU with the insulating reel
- Using the MAGICROU fastening device

/ TECHNICAL SPECIFICATIONS

Connection to TFK earthing cable with cable lugs with stud hole diameter of 12 mm.

Clamping capacity : Ø 10 to 50 mm

Insulating rope (IEC 62192).

Reference	Description	Max. Iec	Dimensions	Weight
PAC1050SC	Clamp alone	31,5 kA/1s	220 x 220 x 80 mm	1 kg
PAC1050AC	Single clamp with 30 m of insulating rope			
ENSPAC1050BD1	Set of 3 line clamps with earthing cables (95 mm ² length 14 m) and earthing clamps, 3 x 30 m insulating rope and 3 earthing rods, delivered in soft cases	25 kA/1s	600 x 250 x 200 mm	3 x 21



/ MR50

ROLLING EARTH DEVICE FOR CABLES UNREELING
IEC 61230



/ USE

This device is used for the unreeling of aerial electric line cables, for low, medium and high voltage.
System equipped with 2 upper pulleys and 1 lower pulley with adjustable pressure, for always ensuring an efficient contact during the cable unreeling. The frame and the pulleys are made of aluminum alloy.
At the back, the device can receive earth cables of TFK types equipped with connectors of 10mm diameter, mounted with stainless-steel M10 screw.
At the other end of this cable we can fit an earth clamp of various types : NBB, N3BB or NB33...

/ TECHNICAL SPECIFICATIONS

- Tightening capacity on cylindrical conductor : from $\varnothing 5$ mm to $\varnothing 50$ mm
- Max Isc : 25 kA/1s

The set is delivered in a soft bag (ref HMALTROUL).

Reference	Description	Dimensions	Weight
MR50	Rolling earth device for cables unreeling		
MR50HE	Rolling grounding clamp for cable unwinding with HE end piece for installation with an insulating pole type PRE	500 x 450 x 250 mm	5 kg



Snatch block

Hook



Rotative clamp



Insulating rope



Carabiner big size for grounding cable



Carabiner small size for lifting



Carrying bag

/ SERPAT

AERIAL GROUNDING LIFTING DEVICE

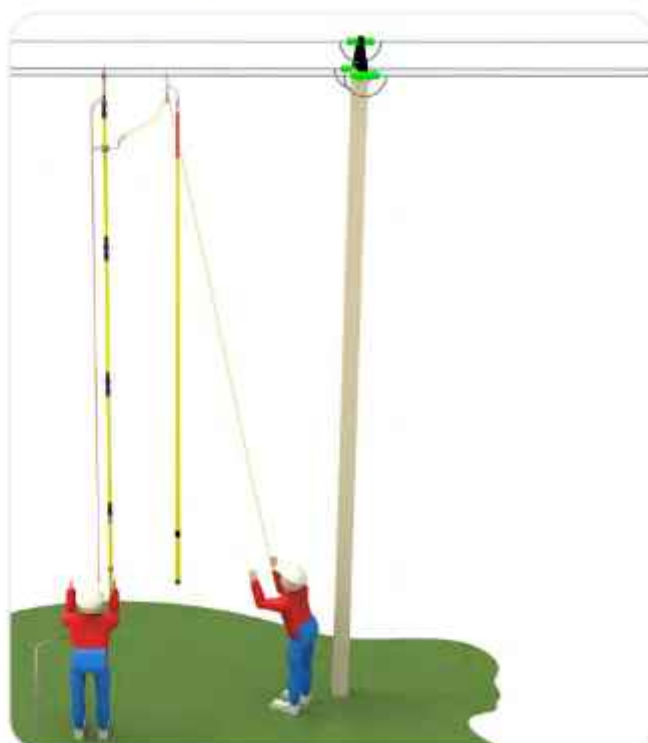
/ USE

The device helps the operator to lift the pole effortlessly, and makes it easier to install the earthing clamp on the phase for the operator. Its second function is to secure the operator, thanks to a carabiner that keeps the earthing clamp from falling if this one is not well installed.

/ TECHNICAL SPECIFICATIONS

- It consist of:
- 1 Rotative clamp with 3 adapters for poles diameter 38 x 39 x 40mm
 - 1 hook
 - 1 Snatch block
 - 1 Big size carabiner
 - 2 Small size carabiner
 - 1 Insulating rope of Ø8mm
 - 1 Carrying bag (HSERPAT)

Reference	Weight
SERPAT	3 Kg





/ CHC31

INTERMEDIATE EARTHING STICK FOR CONNECTIONS AT GREAT HEIGHT, MAX ISC 31,5 KA/1S
IEC 61230

/ USE

Intermediate sticks for connections at heights are used to relieve the operator by bringing the earthing point 3 or 4 metres lower, which facilitates the various operations :

- checking for the absence of the nominal voltage,
- placing and clamping the aluminium stick on the conductor using the insulating stick,
- releasing the operating stick,
- placing the flexible earthing device between the earthing point and the earth bar,
- repeating the operation for each phase,
- carrying out the same operation in reverse order for removal.

The CHC31 conductor pole must be installed using :

- either specific CHI31 type dedicated insulating pole
- or an RTTE type insulating stick equipped with an ERTTECH end fitting

These sticks are made of IEC 60855 type foam-filled tubes, colour orange. It is strongly recommended that they be checked regularly.

/ TECHNICAL SPECIFICATIONS

Aluminium tube \varnothing 31/35, cross-section 207 mm², with a special light alloy contact clamp with an elastic conductor clamping system fitted at the top.

- Clamping ranges \varnothing 10 to 60 mm, \varnothing 20 to 120 mm, \varnothing 70 to 120 mm or 120 to 220 mm (depending on head type).
- The electrical contact between the line clamp and the conductor stick is made directly between the clamp and the aluminium tube as well as by 2 tin-plated copper flexible braids.

The clamp is tightened on the conductor using the lower insulated section, with the male end fitting engaged in the female end fitting.

- The bottom of the \varnothing 35 tube includes two \varnothing 30 aluminium earth studs designed to take earth clamps, type S540, S1560 for example.



Clamp
CHC31_60

Clamp
CHC31_120

Clamp
CHC31_220

Clamp
CHC31_20120

Reference	Tightening capacity	Length	Weight	Cover	
CHC3120060	\varnothing 10-60 mm	2 m	5 kg	H2P33ORTE	
CHC31200120	\varnothing 70-120 mm		5,2 kg		
CHC3120020120	\varnothing 20-120 mm	3 m	5,3 kg		
CHC3130060	\varnothing 10-60 mm		5,6 kg		
CHC31300120	\varnothing 70-120 mm		5,8 kg		
CHC3130020120	\varnothing 20-120 mm		5,9 kg		
CHC31300220	\varnothing 120-220 mm	4 m	10,8 kg		
CHC3140060	\varnothing 10-60 mm		6,2 kg		H2P45ORTE
CHC31400120	\varnothing 70-120 mm		6,4 kg		
CHC3140020120	\varnothing 20-120 mm		6,5 kg		
CHC31400220	\varnothing 120-220 mm	11 kg			
CHC31500120	\varnothing 70-120 mm	5 m	11,6 kg	/	



To be used with an end fitted HE34 PRE pole.

/ LEQ

EQUIPOTENTIAL BONDING
IEC 61230 / IEC 61138



/ USE

To place all the metal parts in the work area at the same potential by bonding with LEQ.

/ TECHNICAL SPECIFICATIONS

Green transparent PVC insulated extra flexible copper cable. Cable ends crimped with 2 cable lugs with 12 mm stud holes for connecting HV line clamps and earthclamps.



/ Clamp-on whips

Reference	Description
P0501560	S1560 clamp and 50 cm pole
P05020120	S20120 clamp and 50 cm pole
P050540	S540 clamp and 50 cm pole
P050NBD25	NBD25 clamp and 50 cm pole
P050MTS25	MTS25 clamp and 50 cm pole
P050JAS19	JAS19 winch and 50 cm pole

/ Winch

Reference	Description
NBCRTTS	For grounding pads
NB33S	For flat bars
GTE25COS	For angle brackets
NB8 or N388	For round

/ Single hose

Reference	Description
P050HE	Hose reel without clamp with funnel HE

Other pole lengths available on request.



/ Cable for connecting equipment

Reference	Description
TEQ3502DD	2 m
TEQ3503DD	3 m
TEQ3504DD	4 m
TEQ3505DD	5 m
TEQ3506DD	6 m
TEQ3507DD	7 m
TEQ3515DD	15 m

Other lengths available on request.



/ Lathe with handle

Reference	Description
NBD25M	For flat bar, round, ground spike, spherical fixed point
PLE432M	For flat bar, cylindrical, earth spike
NB8M	

/ Clamp

Reference	Description
S1560HE	Use with end fitting HE
S20120HE	Clamp S20120 only
MT516M	For flat bar, cylindrical, ground spike, earth spike



/ LEQ35DB

TEAR-OFF EQUIPOTENTIAL BONDING
IEC 61230

Advantages

- Can be inserted in all equipotential bondings.
- Lightweight.
- Maintenance free.
- Secured after calibrated disconnection : the device can't be used again.

/ USE

LEQ35DB allows an emergency disconnection of an equipotential bonding when used with mobile platform lifts. It allows to separate the platform from the driver without human intervention on the equipotential bonding.

/ TECHNICAL SPECIFICATIONS

Minimal section : 35 mm².
Permanent passage of 100 A.
Compatible with line clamps and earth clamps.
Breaking force : 50 daN.

Reference	Dimensions	Weight
LEQ35DB	710 x 30 x 30 mm	700 g



/ KLEQTP

EQUIPOTENTIAL BONDING SET
FOR CONSTRUCTION COMPANIES
IEC 61230

/ USE

The equipotential bonding set KLEPT is designed for construction companies using platforms or scaffolding in the 50 meters vicinity zone of a live bare conductor.

The tear-off equipotential bonding LEQ35DB allows an emergency disconnection of this equipotential bonding without human intervention.

/ TECHNICAL SPECIFICATIONS

The device is composed of :

- 1 insulating stick with APV end fitting
- 1 clamp NBD25AP
- 1 earthing clamp NB33S
- 1 earthing copper cable 35 mm² length 15 m connecting the line clamp and the earthing clamp
- 1 earthing copper cable 35 mm² length 25 m
- 1 tear-off equipotential bonding LEQ35DB

The device is delivered in a transport bag HMAIT.

Reference	Description
KLEQTP	Equipotential bonding set for construction companies

/ **TL11**

CLAMPS ON INSULATING STICKS FOR EQUIPOTENTIAL BONDING
IEC 61230

Advantages

- Ergonomic handle with hand guard.

/ USE

UTE C 18-510 stipulates: (in Art 4.8.3 UTE C18.510)

Safety isolation does not protect against induction and non-equipotentiality of job sites. Extra precautions must be taken.

« Equipotentiality of job sites : Never insert any items likely to have different potentials between two conductors, including the ground and the earthed posts. Ensure first that there is equipotential bonding between these parts, whilst taking all useful precautions to avoid inserting any such items.»

/ TECHNICAL SPECIFICATIONS

Epoxy resin insulating stick.

2 copper alloy clamps.

Clamps capacity: \varnothing 4 mm to \varnothing 32 mm.

40 mm wide flat bar.

Green transparent copper connection cable, length

1.2 m, cross-section 35 mm².

Isc: 8 kA/1 second.

Supplied in soft cover.

Other cross-sections and lengths available on request.

Reference	Dimensions	Weight
TL11	910 x 60 x 40 mm	1,25 kg

/ **CAX-CBX**

ADJUSTABLE FIXED POINTS FOR VERTICAL OR OBLIQUE CONDUCTORS
IEC 61230

/ USE

These bars are designed to create earthing points in electrical installations so that standard S1560 or S540 earth clamps can be used.

/ TECHNICAL SPECIFICATIONS

Max Isc : 30 kA/1s.

Can be swivelled in the clamping collar plane and the plane perpendicular to it.

Reference	Min./Max diameter	Max. Isc	Material
CAX12120	12 - 120 mm	31,5 kA/1s	Aluminium
CBX12120			Bronze

/ **CAX-CBX**

EARTH STUD WITH PLATE 40 KA/1S

/ TECHNICAL SPECIFICATIONS

Made of aluminium alloy.

Reference	Diameter
BTP	40 mm



Reference	Weight
DLT8ENT	Voltage limiting device
DLT50APE	Voltage limiting device equipped with SMAPE system

/ DLT8

VOLTAGE LIMITING DEVICE

UNDER THE NEW NFC 18-510 STANDARD, WORKING ON DISCONNECTED NETWORK REQUIRES EARTHING ON EITHER SIDE OF THE WORK AREA. THE DLT8 IS THE ONLY MEANS AUTHORISED BY THE STANDARD FOR CREATING THE OPENING NECESSARY IN THE EARTHING CIRCUIT TO TAKE CERTAIN MEASUREMENTS.

Advantages

- To see the opening of the circuit breaker testing device contact, the earth loop must be **OPENED**.
- But when the circuit breaker is **OPEN**, an **INDUCED** voltage generated by the live devices will appear.
- This voltage is present at the end of the earthing system, but also on the recording instrument.
- When the DLT8 is inserted in the earthing system, it limits to 50Vrms the « touch voltage » and the voltage at the measuring device terminals.
- In the event of accidental voltage feedback, the protective earth circuits instantly re-formed.
- When the circuit breaker is **CLOSED**, the whole system is at earthpotential.

/ USE

The voltage limiting device is a single-phase device designed for use on HV lines. It is designed to be inserted in the earth circuit so as to be able to take measurements with a circuit breaker testing device for example.

The voltage limiting device has two positions:

- « **OPEN** » (position for taking measurements)
 - it protects users against accidental voltage feedback by re-forming the earthing circuit.
 - it limits the voltage at its terminals to under 50V.
- In the **CLOSED** position, it re-forms the earthing circuit.

/ TECHNICAL SPECIFICATIONS

Allowable short-term current : 40 kA

NB: The maximum allowable short-circuit current (I_{sc}) by an earthing and short-circuiting device will be given by the element subject to the weakest current in the device's chain.

This value is clearly identified on the device on a short-circuit cable and the user will always need to check before use whether the device's I_{sc} is appropriate to the use and the relevant short circuit risk.

Duration 1 second.

Peak current 100 kA.

Permanent current that can flow through the DLT8 in the **CLOSED** position : 400 A.

Allowable nominal current (§5.2 of specification HM-21/97/057A) that can pass through the voltage-clipping device in the **OPEN** position: 40 A.

Maximum allowable current (§6.5.1.4 of specification HM-21/97/057A) that can pass through the voltage-clipping device in the **ON** position: 100 A.

Maximum voltage at the DLT8 terminals: 50 Vrms.

Max. tightening torque necessary: 20 Nm



/ SWING

FIXED POINT SYSTEM FOR DRIVER
IEC 61230

Advantages

- Easy-to-install earthing system thanks to offset attachment point.
- Conductor clamping capacity up to Ø36 mm.

USE

Device used to ensure contact between the conductor and the earthing device.

TECHNICAL SPECIFICATIONS

The fixed point system comprises :

- 1 Body consisting of a Ø30 mm x 100 mm cylinder to accommodate the earthing system.
- 1 cap to enclose the conductor.
- 2 M8 H-head screws for tightening to the conductor.
- ICC: 40kA/1s.

Reference	Conductor type diameter	Diameter	Optimum Section	Min. section	Max. section
SWING22	22 mm	Ø22 ±2	280 mm ²	230 mm ²	330 mm ²
SWING28	28 mm	Ø28,5 ±2	470 mm ²	400 mm ²	540 mm ²
SWING30	30 mm	Ø30 ±2	520 mm ²	440 mm ²	600 mm ²
SWING31	31 mm	Ø31 ±2	550 mm ²	470 mm ²	630 mm ²
SWING35	35 mm	Ø35,5 ±2	730 mm ²	650 mm ²	800 mm ²



/ DOUBLE SWING

FIXED POINT SYSTEM FOR DRIVER
IEC 61230

Advantages

- Easy-to-install earthing system thanks to offset attachment point.
- Conductor clamping capacity up to Ø60 mm.

USE

Device used to ensure contact between the conductor and the earthing device.

TECHNICAL SPECIFICATIONS

The fixed point system comprises :

- 1 Body consisting of a Ø30 mm x 130 mm cylinder to accommodate the earthing system.
- 1 cap to enclose the conductor.
- M10 H-head screws for tightening to the conductor.
- ICC: 60kA/0,5s.

Reference	Diameter	Optimum Section	Min. section	Max. section
DSWING35	Ø35,5 ±2	730 mm ²	646 mm ²	806 mm ²
DSWING59	Ø59 ±2	2026 mm ²	1884 mm ²	2167 mm ²



CONNECTION

ALUMINIUM AND COPPER EARTHING CABLE

IEC 61230

USE

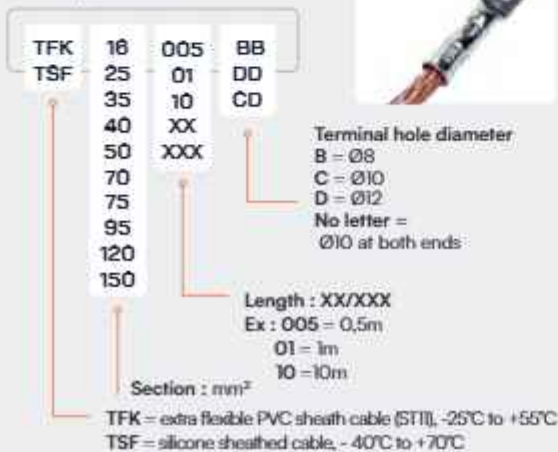
Ensures the copper connection between the clamps and lathes of portable earthing and short-circuiting devices.

TECHNICAL SPECIFICATIONS

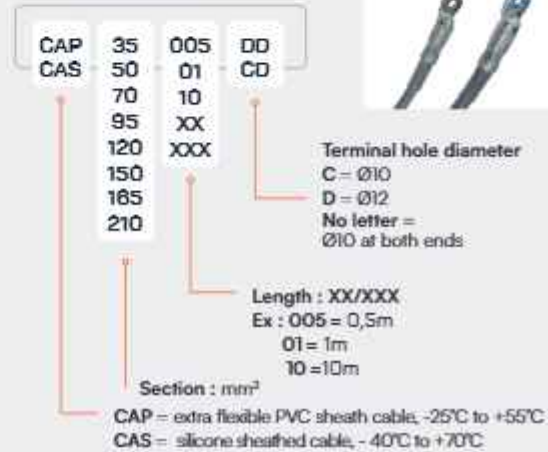
Connection by a watertight crimped DIN terminal, or by a 2nd crimping on the insulator, or by a heat-shrinkable sleeve with adhesive.

CODING

Copper cables



Aluminium cables



SCC max. admissible (kA)

Reference	Cable section	Increase in cable temperature at the end of a short circuit :						Weight/m	
		Aluminium = 300°C Copper = 450°C			Aluminium = 500°C Copper = 700°C				
		Duration of the SCC							
		0,3 s	0,5 s	1 s	0,3 s	0,5 s	1 s		
Equivalent	TAP35 TAS35	35mm ² (Al)	8,5	6,5	4,5	9,5	7,5	5	0,1 kg
	TSC16 SX016	16mm ² (Cu)	6,5	5	3,5	7,5	6	4	0,15 kg
	Equivalent	TAP50 TAS50	50mm ² (Al)	12	9	6,5	13,5	10,5	7,5
TSC25 SX025		25mm ² (Cu)	10,5	8	5,5	12	9,5	6,5	0,3 kg
Equivalent		TAP70 TAS70	70mm ² (Al)	16,5	13	9	18,5	14,5	10,5
	TSC35 SX035	35mm ² (Cu)	14,5	11,5	8	17	13	9	0,35 kg
	TSC40 SX040	40mm ² (Cu)	16	13	9	19,5	15	10,5	0,45 kg
Equivalent	TAP95 TAS95	95mm ² (Al)	22,5	17,5	12,5	25,5	19,5	14	0,35 kg
	TSC50 SX050	50mm ² (Cu)	21	16	11,5	24	18,5	13	0,5 kg
	Equivalent	TAP120 TAS120	120mm ² (Al)	28,5	22	15,5	32	25	17,5
TSC70 SX070		70mm ² (Cu)	29	22,5	16	34	26	18,5	0,7 kg
Equivalent		TAP150 TAS150	150mm ² (Al)	35,5	27,5	19,5	40	31	22
	TSC75 SX075	75mm ² (Cu)	31	24	17	36	28	20	0,75 kg
	Equivalent	TAP165 TAS165	165mm ² (Al)	39,5	30,5	21,5	44	34	24
TSC95 SX095		95mm ² (Cu)	39,5	30,5	21,5	46	35,5	25	1 kg
Equivalent		TAP210 TAS210	210mm ² (Al)	50	38,5	27,5	56	43,5	31
	TSC120 SX120	120mm ² (Cu)	50	38,5	27,5	58	45	31,5	1,3 kg

/ ALUMINIUM AND COPPER FLEXIBLE CABLES

IEC 61138



/ USE

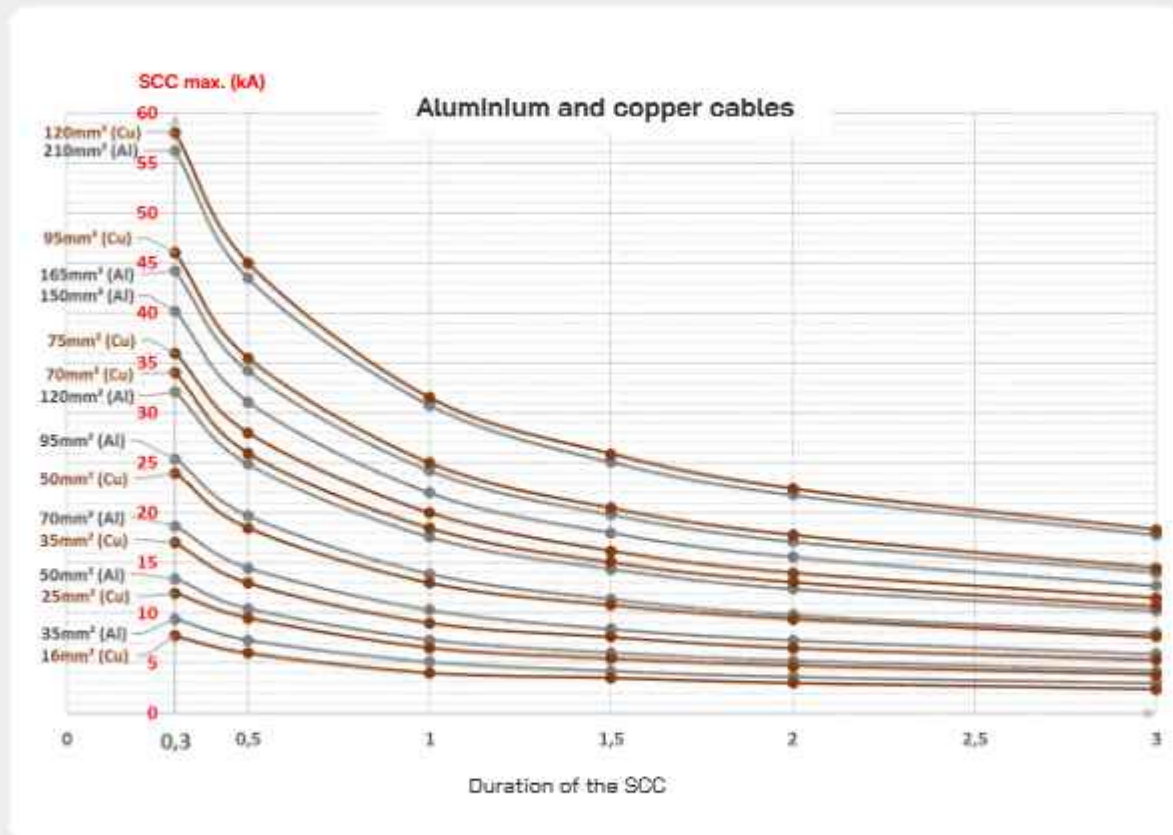
Cable for the construction of portable earthing and short-circuiting devices according to IEC 61230

/ TECHNICAL SPECIFICATIONS

Type TSC (Copper) - TAP (Aluminium) : cable with extra flexible PVC sheath (STI) for use from -25°C to +55°C.
 Type SX (Copper) - TAS (Aluminium) : cable with silicone sheath for use from -40°C to +70°C.

/ SCC max. of PAT cables

The following table defines the maximum short-circuit currents in kA admitted for aluminium and copper cables according to their cross-sections, the temperature at the end of the short-circuit (700°C for copper and 500°C for aluminium) and the short-circuit time.





/ TFK/TSF CONNECTIONS

TFK / TSF CONNECTIONS

IEC 61230

/ USE

Provide the copper connection between the lineclamps and the earth clamps in portable earthing and short-circuiting devices.

/ TECHNICAL SPECIFICATIONS


Connection by crimped DIN cable lugs sealed by a 2nd crimping of the insulation;

TFK type : connection made with extra flexible PVC sheathed cable (STTI) for use from -25°C to +55°C.

TSF type : connection made with silicone sheathed cable for use from -40°C to +70°C.

Reference	Cross-section	Cable length	Stud hole diameter	Type of sheathing
TFK1616	16 mm ²	16 m	Ø 10 mm	PVC
TFK3510	35 mm ²	10 m	Ø 10 mm	
TFK5005DD	50 mm ²	5 m	Ø 12 mm	
TFK7010	70 mm ²	10 m	Ø 10 mm	
TFK7008DD		Ø 12 mm		
TFK9508	95 mm ²	8 m	Ø 10 mm	
TFK9508DD			Ø 12 mm	
TFK12010DD	120 mm ²	10 m	Ø 12 mm	
TFK15010DD	150 mm ²			
TSF1616	16 mm ²	16 m	Ø 10 mm	
TSF350275	35 mm ²	2,75 m		

Other connections available on request.



/ S120LV

YELLOW TRIANGULAR FLAG WITH NO MARKING AND NO SHAFT

/ TECHNICAL SPECIFICATIONS

PVC-coated fabric. Triangular flags with tunnel hem to pass 120 mm² max. copper braid through.

Reference	Dimensions	Weight
S120LV	350 x 300 mm	30 g



/ S120L

TRIANGULAR EARTHING FLAG

/ TECHNICAL SPECIFICATIONS

PVC-coated fabric, printed on both sides.

Triangular earthing flag with black marking on a yellow background.

With wooden shaft, Ø 15 mm and length 750 mm.

Reference	Description	Dimensions	Weight
S120L	Flag with shaft	350 x 300 mm	100 g
S120LSH	Flag without shaft		300 g



/ 7805

TURNING FLAG HOLDER

/ USE

Allows the flag to be fixed in any direction, on profiles of any cross-section and tubes.

/ TECHNICAL SPECIFICATIONS

Light alloy.
Ø 40 mm max.

Reference	Description
7805	Turning flag holder



/ HTSMALT

HIGH RESISTANCE BAG FOR EARTHING CABLE

/ USE

Cover for carrying, protection, visibility and signalling of earthing cables.

/ TECHNICAL SPECIFICATIONS

Main material: high-strength PVC.
Colour: yellow.
Inside: fastening straps with metallic buckles, storage pocket for cable.
Outside: fastening straps with metallic buckles, velcro and snap fastener, carrying handle.

Reference	Dimensions (opened)
HTSMALT	87 x 58 cm
HTSMALT-GM	87 x 76 cm

/ XE9109

WALL BRACKET FOR STORAGE

/ TECHNICAL SPECIFICATIONS

Wall bracket for storing earthing devices:
2 wall fixing screws,
1 pin for clamps,
in painted sheet metal.

Reference	Weight
XE9109	1,5 kg



/ S120

PVC-COATED FLAG

/ USE

Flag to identify worksite earthing common to more than one work area.

/ TECHNICAL SPECIFICATIONS

Opaque PVC-coated fabric, printed on both sides.

Number height : 50 mm

Letter height : 60 mm

Supplied with 2 black fibreglass clips, max. opening 23 mm for clipping onto braids or other items.

Each flag can be numbered from 1 to 999, identified by 1 to 3 letters for the grey, brown and purple models only (price on request).

Reference	Type	Colour	Marking	Dimensions	Weight	Identification
S120JV	With 2 Velcro fasteners	Yellow	Black	350 x 300 mm	50 g	
S120JP	With 2 black clips				170 g	
S120VV	With 2 Velcro fasteners	Violet			50 g	
S120VP	With 2 black clips				170 g	
S120MV	With 2 Velcro fasteners	Brown	White		50 g	
S120MP	With 2 black clips				170 g	
S120GV	With 2 Velcro fasteners	Grey			50 g	
S120GP	With 2 black clips				170 g	
S120ORFV	With 2 Velcro fasteners	Fluorescent orange	Black		50 g	
S120ORFP	With 2 black clips				170 g	
S120BCEV	With 2 Velcro fasteners	Blue	White		50 g	Electrical control team
S120BCEP	With 2 black clips				170 g	
S120VFPV	With 2 Velcro fasteners	Fluorescent green	Black		50 g	Site manager
S120VFP	With 2 black clips				170 g	
S120NTCMV	With 2 Velcro fasteners	Black	White		50 g	TCM - Telecommunications work
S120NTCMP	With 2 black clips				170 g	
S120RGPV	With 2 Velcro fasteners	Red			50 g	GP - Group of stations
S120RGPP	With 2 black clips				170 g	
S120BEPV	With 2 Velcro fasteners	White			50 g	EP - Station team
S120BEP	With 2 black clips				170 g	
S120VELV	With 2 Velcro fasteners	Green	Black	50 g	EL - Line Team	
S120VELP	With 2 black clips			170 g		



/ S120J2

SET OF 2 TRIANGULAR EARTHING FLAGS

/ TECHNICAL SPECIFICATIONS

PVC-coated fabric, printed on both sides.

Set of 2 flags with tunnel hem to pass the copper braid through.

Area with 3 pre-marked digits and 8 segments for the earth braid sections.

Colours : yellow background with black marking.

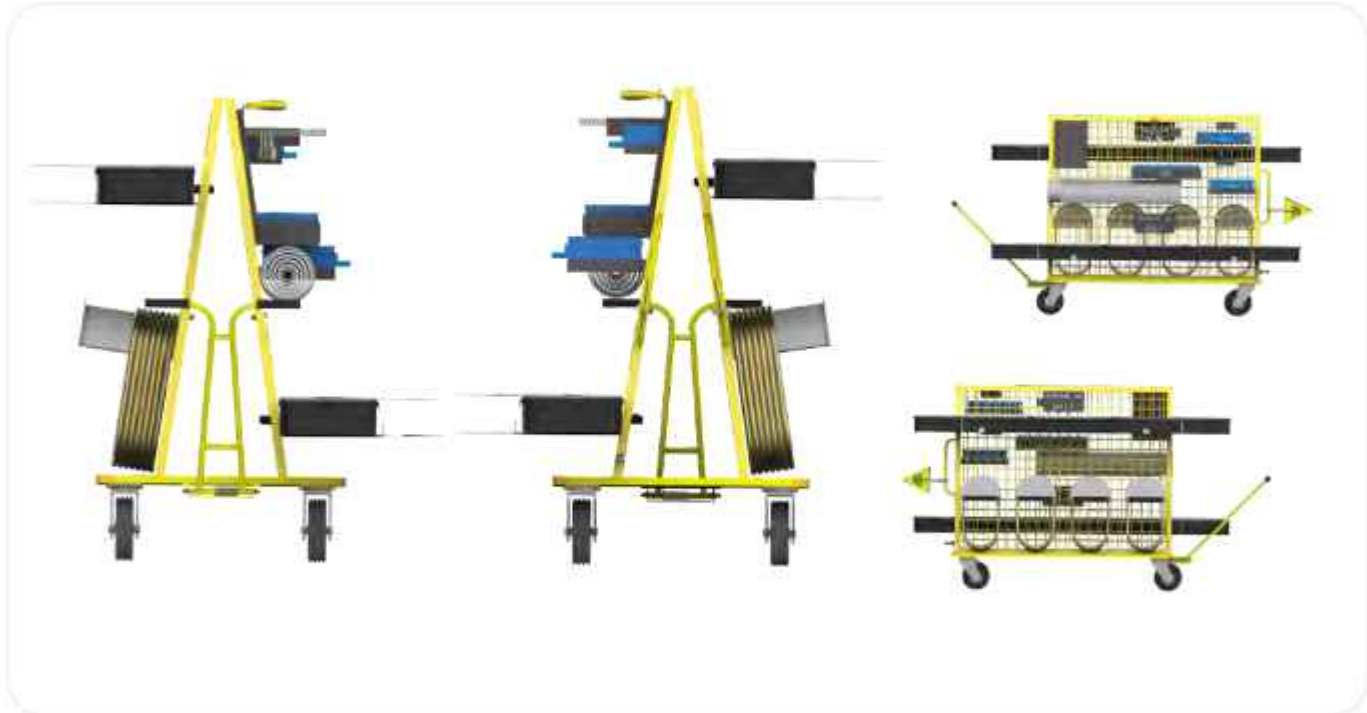
Reference	Description	Weight
S120J2	Set of 2 triangular earthing flags	35 g

/ This product contains

Reference	Description
S120J	Flag for 120 mm ² max. copper braid
S120J240	Flag 240 x 200

/ Option

Reference	Description
S120LT	Flag with 2 eyelets Ø 11.5 mm for passing rings through



/ CD-BINARD

CONSIGNMENT TROLLEY

/ USE

The consignment trolley, as it has been designed, is the tool that guarantees the chronological sequence of essential and regulated operations to ensure the safety of personnel and equipment before intervening in source substations as part of a consignment.

/ TECHNICAL SPECIFICATIONS

It can be fitted with (equipment not supplied):

- Padlock
- Insulating gloves
- Insulating mat
- Voltage tester 20kV ; Voltage tester 63kV / 225kV
- Voltage tester poles
- Earthing poles
- Earthing devices
- Flags
- ...

Reference	Weight
CD-BINARD	Consignment trolley





CABLE IDENTIFICATION AND PHASING



PENTA
ELECTRICAL SAFETY PRODUCTS

Your life,
Our work.



/ FC2310 NEW

DISCONNECTED CABLE AND PHASE VOCAL IDENTIFIER, NETWORK MAP CHECKER

Advantages

- **SECURED SIGNAL** : the transmitted signals cannot be jammed or detected on nearby cables.
- **SIMPLE SIGNAL INDUCTION**
- **AVAILABILITY OF INFORMATION NECESSARY** for operations on facilities to be recorded as soon as the transmitters are implemented without any subsequent manipulation.
- **CHECK OF NETWORK ELECTRICAL MAP** within the framework of a recording and before putting back into service.
- **16 hours of autonomy over 2000 cycles of charges/discharges.**
- **New battery compartment allowing change by the user themselves.**



/ USE

Thanks to the following functions, the device allows you to carry out all operations related to the lockout-tagout job in a simple and safe way:

- Voice cable identifier
 - Continuity controller
 - Phase identifier
 - Operating electrical map controller before commissioning
- The new range of FC2310 multi-transmitter device (9 codes available) allows:
 - to verify with one receiver, and with certainty, that all the involved piece of network of the same operation are correctly registered for the safety of the operators.
 - identify the source of the signals (transmitter code no.).
 - The multi-transmitter evolution makes it possible to simplify the sequence of operations, improves the efficiency of the workflow in the context of the lockout-tagout procedure, by limiting the movements and movements of devices.
 - It makes it possible to check the new electrical map of the networks after works and prior to reenergiza.
 - The upgrade provides a new feature allowing to detect between Phase and Neutral, for example in a single phase service cabinet.
 - The multi-transmitter range is proposed and packaged according to the needs and the customer's request.
 - The evolution of the quality of packaging allows its transport and its implementation in extreme conditions.



Unipolar and bipolar cables



Unipolar cables





/ I-PROBE SENSOR LOADED CABLE SELECTOR



Advantages

- Enables to quickly scan a bundle of cables and select the loaded cables in a trench or conduit.
- Convenient to be used in LV distribution cabinets avoiding stress on cable heads.
- Provides current indication where the ammeter clamps and Rogowski coils are blind (3 P, 3 P + N, 1 P + N cables).

Reference	Description
I-PROBEF	PROBE complete set (detector, probe and case)
I-PROBEF-FC-READY	I-PROBE probe alone for FC2300CP/FC2310 detectors produced since 12/2020
I-PROBEF-FC-UPGRADE	I-PROBE probe for FC2300CP/FC2310 detectors produced before 12/2020, with upgrade of the detector to accept I-PROBE function and a complete checking of the FC2300CP/FC2310 the manufacturer site

/ Standard packs examples

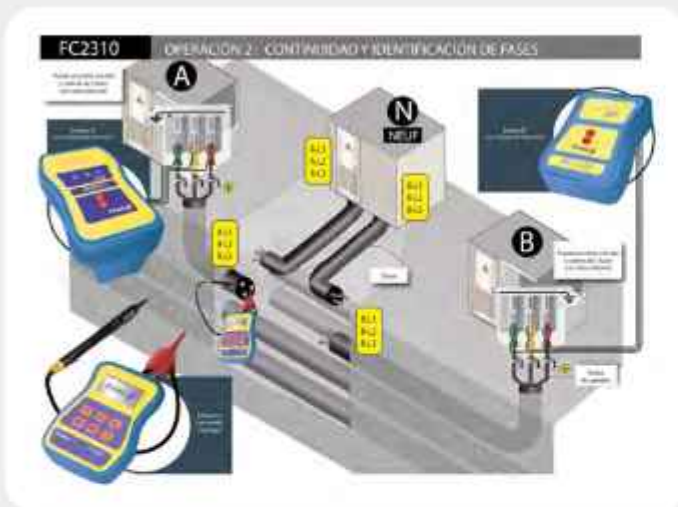
Reference	Description
FC2310GB	2 transmitter and 1 detector set for : • Pre-identification of cables • Identification of conductors and open or closed circuit sources • Checking electrical networks
FC2300CPGB	1 transmitter and 1 detector set for: • Pre-identification of cables • Identification of conductors and open or closed circuit sources • Checking electrical networks

/ Accessories

Reference	Description
JP80	Set of Ø 80 mm clamps for FC2310 or FC2300 CP equipped with TI option
XT	Bundle of leads for signal transmission at contacts (corresponding colours).
KCSE01	Kit de mise en court-circuit pour coffret RMBT et coffret branchement 4,2 kV/Is.

/ Options

Reference	Description
TI	"Plug-in connectors" option for two interchangeable clamps for FC2310 and FC2300 CP




Unipolar & 3-pole cables in contact with



Identification of the terminations A and B



Identification de tension



Parasurtenseur de terre



/ ENSTPBT

LOW VOLTAGE EARTHING ARRESTER TPBT AND PHASE INDICATOR VISUTPBT

Advantages

- IP65 protection
- IP2X on connection
- L1, L2, L3 and Neutral indications by big LEDs sectors.
- No switch.
- No need of supply, ideal for long term jobs

/ USE

The Earthing Arrester is a three phase protective device for LV de-energized network. Inserted in a earthing device set, it will allow measures on the network while being protected by this earthing devices. The « visumeter » is a complementary device that will read phase L1, L2 L3 when the resistor box is connected on to the earthing arrester.

/ TECHNICAL SPECIFICATIONS

The LV earthing arrester TPBT feature three functions defined by the resistor box connection and position: PROTECTION, SHUNT and phase ID thanks to the resistor box different uses

TPBT :
 TPBT Weight with earthing set : 13,5 kg
 TPBT dimensions : 220 x 200 x 90 mm
 Carrying case dimensions : 470 x 357 x 176 mm — Weight empty : 2.2 kg

VISUTPBT :
 Resistance measure range : 0 à 1200Ω (consistent with TPBT)
 Phase ID by HiVi LED BLUE, GREEN, YELLOW, RED
 Sensitivity : 250uA
 Vibration proof
 Protection : fuse 5x20 1.6A
 Supply : 2 batteries 1.5V AA
 VISUTPBT net Weight : 350 g
 VISUTPBT Weight with accessories: 850 g
 VISUTPBT Dimensions : 150 x 94 x 52 mm
 Carrying case dimensions : 175 x 140 x 55 mm

Reference	Description
ENSTPBT	Low voltage earthing arrester and phase indicator

/ This products contains :

Reference	Description
TPBT	Low voltage earthing arrester
VISUTPBT	Phase indicator for low voltage earthing arrester





/ TP2300

EARTHING ARRESTER FOR ENERGY CABLES

Advantages

- Can provide 3 different functions just by flipping or removing the « box ».
- 3 phases isolated from earth.
- 3 phases short-circuited and isolated from earth.
- Phases connected to the earth through 3 different resistors for phase ID.
- No switch.
- No need of supply, ideal for long term job.
- Compatible with FC2310 for work requiring multiple earthing points.

/ USE

Provide same protection as an earthing while measuring a circuit insulated from earth.

/ TECHNICAL SPECIFICATIONS

Weight : 3,6 kg
 Weight with earthing set : 13,5 kg
 Dimensions : 220 x 200 x 90 mm
 Carrying case : 470 x 357 x 176 mm

Reference	Description
TP2300	Earthing arrester for energy cables

PREMIUM

/ DLT8

OUR SELECTION

VOLTAGE LIMITING DEVICE

Advantages

- When the DLT8 is inserted in the earthing system, it limits to 50Vrms the "touch voltage" and the voltage at the measuring device terminals.
- In the event of accidental voltage feedback, the protective earth circuit is instantly re-formed.
- When the circuit breaker is CLOSED, the whole system is at earth potential.



/ USE

The voltage limiting device is a single-phase device designed for use on HV lines. It is designed to be inserted in the earth circuit so as to be able to take measurements with a circuit breaker testing device, for example. The voltage limiting device has two positions: «OPEN» (position for taking measurements)
 - it protects users against accidental voltage feedback by re-forming the earthing circuit.
 - It limits the voltage at its terminals to under 50V.
 In the CLOSED position, it re-forms the earthing circuit

/ TECHNICAL SPECIFICATIONS

Allowable short-term current : 40 kA. NB: The max. allowable short-circuit current (I_{sc}) by an earthing and short-circuiting device will be given by the element subject to the weakest current in the device's chain. This value is clearly identified on the device on a short-circuit cable and the user will always need to check before use whether the device's I_{sc} is appropriate to the use and the relevant short circuit risk.
 Duration 1 second. Peak current 100 kA.
 Permanent current that can flow through the DLT8 in the CLOSED position : 400 A.
 Allowable nominal current (§5.2 of specification HM-21/97/057A) that can pass through the voltage-clipping device in the OPEN position: 40 A.
 Max. allowable current (§6.5.1.4 of specification HM-21/97/057A) that can pass through the voltage-clipping device in the ON position: 100 A.
 Max. voltage at the DLT8 terminals: 50Vrms.
 Max. tightening torque necessary: 20 Nm.



VALUE

/ **FC5300** OUR SELECTION**ELECTRICIAN FACE SHIELD
WITH HEADBAND AND BROW-GUARD****Advantages**

- **Simplicity** : the device is connected like any other on customer premises or to a connection terminal downstream of the point to be identified.
- **Effectiveness** : the current drainage principle enables,
 - the relevant indications to be confined to the cable sought,
 - the device to be used without further intervention, however long the job lasts and whatever the length of the cable.
- **Elimination of risks due to** :
 - confusion with other similar low or high voltage cables,
 - the detection of signals on adjacent cables.

/ **USE**

This device provides all the information necessary to identify a live LV cable among other cables without risk of error :

- Identification of cables in open trenches or tunnels.
- Identification of the three phase conductors (L1, L2 and L3) on single-pole three-phase cables.
- Identification or confirmation of the source.

Upstream and downstream cable discrimination at a given point of the network.

/ **TECHNICAL SPECIFICATIONS**

The probe with display guides the user through the steps for each function. All the information is available in several languages : English, Spanish, German, Polish, Arabic, ...

The ultra-sensitive directional probe improves resolution in cable harnesses.

Reliable connectors: double-insulated, sheathed conductors, in accordance with new standards.

Built-in self-test

Works on all types of cables: oil-impregnated paper insulated cables, synthetic cables, cables with double metal reinforcement, even heavily loaded cables, insulated overhead cables; in any environment, in-ground in urban, peri-urban and rural areas for all types earthing systems.

Comes in a sealed, unbreakable case specially designed for field work.

The detector charges using a standard USB-type mains or vehicle charger.



Reference	Description	Dimensions	Weight
FC5300FR*	Live LV cable identifier	470 x 360 x 190 mm	9,85 kg





/ PHILINK NEW

PHASE DETECTOR FOR LINKY G1 G3 SMART GRID



/ USE

The PHILINK device allows to detect and display the LINKY phase of a point (meter or connection box) when they are located on a low-voltage distribution network under PLC "LINKY" communication.

- This information is required:
 - For a campaign of load balancing in order to improve:
 - The quality of the electricity supply : Warranty of an expected voltage level
 - the use of the electricity distribution installation(transformers and electrical circuits)
 - To reduce the electricity losses
 - For checking the phase when connecting of new LINKY smart meters

/ TECHNICAL SPECIFICATIONS

<p>Detector CPL Linky G1 G3</p> <ul style="list-style-type: none"> - Protection level - Over voltage category - Operating ambient temperature - Voltage range - Voltage rating - Frequency range - Display - Internal protection - Battery charging status - Autonomy - Battery lifetime - Connectivity - USB cable - Battery charger - Protective over moulded soft shell - Ballistic nylon bag - Measuring leads - Connection accessories 	<p>PHILINK-G1 G3</p> <p>IP54 — IK08</p> <p>600 V — Cat.IV</p> <p>-20°C to +50°C</p> <p>206 V à 260 V rms</p> <p>440 V (permanent)</p> <p>50 Hz and 60 Hz ±3%</p> <p>LCD 16M. Colors — 3.5" (320 x 240 pixels)</p> <p>Fuse: HPC 1.6 A / 1000 V / 30 kA — FF — Ø6.3 x 32 mm</p> <p>On screen</p> <p>8 hours</p> <p>about 500 cycles (Charge/discharge)</p> <p>micro-USB</p> <p>Dedicated USB A male/ micro-USB B male V2.0 - L= 0.8 m</p> <p>PSB05R input 100-240 V AC / 50-60 Hz — output USB 5 V DC</p> <p>— 1 A. Adapter « car power outlets» 12-24 V DC / USB 5 V DC</p> <p>— 1 A. PC/USB 5.0 V DC</p> <p>Section 2.5 mm² — 1000 V — Cat.IV — length 1.05 m</p> <p>Contact probes IP2X Ø4 mm (fuse protected)</p> <p>Fuse 1.6 A / 1000 V / 30 kA — FF — Ø6.3 x 32 mm</p> <p>Alligator clips 600 V — Cat.IV opening 32 mm, connection IP2X Ø4 mm</p>	
--	--	--



Reference	Presentation	Dimensions	Weight
PHILINK G1G3	Detection unit	L = 165 x l = 96 x H = 56 mm	0.50 kg
	In soft case	L = 270 x l = 200 x H = 100 mm	1.35 kg



/ PHANTOM NEW

TRUE PHASE IDENTIFICATION SYSTEM (GPS)

Advantages

- True phasing for all applications at any voltage.
- Live true phasing.
- Phasing resolution of $\pm 1^\circ$.
- GPS satellite network synchronization.
- Fast setup, ready to operate in seconds.
- No network de-energisation required.
- All-day battery life.
- Encrypted and robust communication technology.
- 60 minutes underground time-delayed phase identification mode.
- Capability to phase without connection to server using the deferred mode.
- Cloud based deployment.



/ USE

PHANTOM is a unique device designed to display phase angle of any point of a network compared to a Reference Unit. It works on Low Voltage, High Voltage, overhead lines, substations and cabinets. The network stays live, in its normal operating diagram. The accuracy of the measure is provided by the GPS synchronization.

The device consist of:

- A "Reference Unit" connected to the «point zéro» of the operating area giving an absolute reference to whole area and allowing cross checking with surrounding or remote operating areas.
- One or many "Fields Units" consisting in a Display Unit and Measurement Module.

Guarantee the definition of the true phase for following operations:

- Transformer replacement
- Transition between overhead lines and underground cables
- Closing loops or connecting isolated operating areas
- Phase Marking for speeding up network commissioning after disaster
- Geo located phase mapping
- Smart power meter
- Tele measure sensors

Benefits:

- Planning of distribution networks and control of their development
- Reduction or delay of investment (balancing HVE/LV transformers instead of replacement)
- Reduction of operational costs : operation programmed and carried out with full knowledge of the phase configuration (correct connection guaranteed)
- A reduction of customer power and better service
- Greater safety of installation and persons
- Bringing up to standard and setting up of visual identification on electric installations

The Field Unit allows the user to positively identify the phases on any area of an overhead or underground network, no matter the physical distance separating it from the Reference Unit.

- HANDS FREE thanks to the PHANTOM wireless Display Unit. Acquired data saving is done at a touch of a button.
- HIGH PERFORMANCE: phase measurements are quickly taken in real time!
- UNDERGROUND PHASING: easily achieved even in case of cellular and/or GPS network loss. The measurements are normally taken, and the results will show up when the PHANTOM is back to communication link

Reference	Description
PHANTOM-MM	PHANTOM Measurement Module and Display Unit
PHANTOM-MR	PHANTOM Reference Unit

/ TECHNICAL SPECIFICATIONS

- PHANTOM Reference Unit :
 - Two reference inputs (CAT-III 600V, CAT-IV 300V)
 - Automatic switching of the reference inputs
 - Ethernet port
 - Power input (85VAC to 264VAC)
 - External GPS connection interface
 - 50/60Hz
- PHANTOM Measurement Module :
 - 4 AA Batteries
 - Autonomy: 30 hours of continuous phasing
 - CAT-III 1000V / CAT-IV 600V low voltage phasing direct contact
 - Up to 72 kV medium voltage direct contact using hotstick
 - Non-contact up to 800kV
 - Connectible to all universal hotstick
 - Capacitive test port input
 - Switchgear half rectified voltage indicator port measurements
 - IP-67 rating
 - 50/60Hz
- PHANTOM Display Unit :
 - Colour touch screen
 - Local phase compensation
 - Digital results (numbers & graphs)
 - Saving and export capabilities
 - IP-68 rugged device
 - Connectivity to the server using WIFI, 4G or HotSpot
 - Wireless connection (Bluetooth) to the Measurement Module up to 30 meters





/MPHASE NEW

WIRELESS PHASE COMPARATOR

IEC 81481-1

Advantages

- Light and compact unit that can be used safely for outdoor (overhead lines) and indoor (substations) operations.
- Positive indication for "in phase" conditions
- Voltage presence indication
- Indication of active radio link between the 2 units.
- Better safety, better distance range between 2 tests points, possibility of phasing through walls.
- Enhanced indication that can be clearly noticed in most working conditions.
- The battery replacement prevents accidental interchange of circuitry, damage to electronic circuits and humidity ingress into the device when the battery is replaced outdoors.



/ USE

MPHASE is designed to carry out phase comparison between two MV circuits of a Three Phase system before connection. Each units of the set can be used for checking Voltage Presence.

/ TECHNICAL SPECIFICATIONS

- AC voltage range : 1 to 69 Kv - Network frequency : 50 and 60 Hz
- Permanent standby status with automatic wake-up function
- Transmitter (T) : grey housing
- The presence of voltage is indicated by an intermittent RED light and a beeping sound then transmits phase information to the receiver.
- Receiver (R) : blue housing.
- The presence of voltage is indicated by intermittent RED lights (2 LED) and a beeping sound, and phase concordance is indicated by solid RED lights (4 LED) and a steady sound.
- Indication of the radio link by a BLUE light indication.
- HF radio transmission operating at 868 MHz
- Minimum distance range in open air : 25 m
- Self-checking all measuring circuits, phasing functions, radio link and battery level.
- A low battery level is indicated by an ORANGE light.
- Designed for outdoor and indoor use.
- Operating temperatures : - 25 °C to + 55 °C.
- Humidity : 96 % max.
- Power supply voltage : 9 V alkaline cell - IEC 6LR61 (1 by module).
- Accepts the use of rechargeable battery with identical supply voltage.
- Polycarbonate housing.
- Dimensions of each module : Ø59 mm, L = 280 mm without the Y contact electrode nor the electrode extension.
- Net weight of each module : 0.39 Kg with stick adaptor.
- Operating manual with a choice of languages; depending on the package.



Reference	Voltage range	Frequency	Pole adaptor	Contact electrode	User's manual	Packaging
MPHASE0169FHUA	1 - 69 kV	50/60 Hz	Universal & APV	V56	Pack F	Soft case with conductive lining for EMC protection
MPHASE0136FHUAANT260	1 - 36 kV			V56 electrode extension 260 mm***		Soft case

* Other pole adaptor available on request. ** Pack F : FR/GB/DE/ES/PT/PL - Pack G : GB/GR/NI/BG/IT/AR/TR.
*** Other electrode extension length available : 400, 600 and 900 mm.



/ MEMPHASE

NEW

MEDIUM VOLTAGE SINGLE POLE PHASER

IEC 61481-1

Advantages

- A single light and compact unit that can be used safely for outdoor (overhead lines) and indoor (substations) operations.
- Positive indication for "in phase" conditions
- Voltage presence indication
- Indication of ready memorization
- The wireless concept provides :
 - Better safety, better distance range between test points and possibility of phasing through walls.
- Enhanced indication that can be clearly noticed in most working conditions.
- The battery replacement will prevent from accidental interchange of housing or circuitry, damage to electronic circuits, Humidity ingress into the device when the battery is replaced outdoors.



/ USE

MEMPHASE is designed to carry out phase comparison between two MV circuits of a Three Phase system before connection. It can also be used for checking Voltage Presence on the line.



/ Version with electrode extension

- Electrode extension for testing through access holes. Indoor and outdoor use.
- Allows access to live phases without opening the cubicle substation.
- Minimum insertion diameter of 40 mm.

/ TECHNICAL SPECIFICATIONS

AC voltage range: 1 to 36 kV
Network frequency: 50 and 60 Hz

- Class A: $\pm 10^\circ < \phi p \leq \pm 30^\circ$
- Permanent standby status with automatic wake-up function
- Single unit:
 - The presence of voltage is indicated by intermittent RED lights (2 LED) and beeping sound then memorization of the signal start.
 - Indication of the ready state of memorization made by an intermittent BLUE light, maintain of information in memory: 15s
 - Indicates phase concordance by solid RED lights (4 LED) and a steady sound
- Self test checking all measuring circuits and battery level.
- A low battery level is indicated by an ORANGE light.
- Designed for outdoor and indoor use
- Operating temperature: -25 °C to +55 °C
- Humidity: 96 % max.
- Power supply voltage: 9 V alkaline cell – IEC 6LR61 (Accepts the use of rechargeable battery with identical supply voltage)
- White colour polycarbonate housing
- Dimensions: $\varnothing 59$ mm, L = 280 mm without the Y contact electrode nor electrode extension
- Net weight: 0.390 kg with stick adaptor
- Operating manual with a choice of languages, depending on the package

Reference	Voltage range	Frequency	Pole adaptor*	Contact electrode	Manual user**	Packaging
MEMPHASE0136FHUA	1 - 36 kV	50 / 60 Hz	Universal	V56	Pack F	Soft case with conductive lining for EMC protection
MEMPHASE0136FHUAANT260			Universal & APV	V56 - Electrode extension 260mm ***		

* Other pole adaptors available on request.

** Pack F : FR/GB/DE/ES/PT/PL – Pack G : GB/GR/NL/BG/IT/AR/TR

*** Other electrode extension length available: 400, 600 and 900 mm.



Reference	Dimensions
MV-PHASER-ELEC	900 x 180 x 120 mm

/ MV-PHASER-ELEC

PHASE COMPARATOR FOR MV PANELS
4-36 KV OPTIC/ACOUSTIC SIGNAL

Advantages

- Simple use
- It reduces the influence of stray electric field

TECHNICAL SPECIFICATIONS

Made of n° 2 insulating sticks L=1,2 m connected by high insulation cable L=1,5 m (other lengths upon requests)

Removable extensions and adjustable electronic heads 0-90° through universal head

Voltage range: 4-36 kV

Frequency: 50-60 Hz

Signalings: optic and acoustic

Automatic self check: cyclic every 3 seconds

Shut-down: automatic timed or by subsequent press of the power button

Power supply: n° 1 battery 9 V

Metal case



Reference	Frequency	Description
TP13CSF5	50 Hz	Voltage detector 5-36 kV with compact stick
TP13CSF6	60 Hz	

/ TP13CS

VOLTAGE DETECTOR 5-36 KV
WITH COMPACT STICK

USE

Voltage detector with compact insulating stick to check the presence of the nominal voltage by direct contact inside MV substations. Specially adapted for Ø 50 mm pole access holes in MV substations.

TECHNICAL SPECIFICATIONS

Detector :

- Use : indoor
- Voltage range : 5 kV to 36kV.
- Frequency : 50 Hz or 60Hz
- Integrated self monitoring function that checks the integrity of the electronics as well as the battery level
- Indication of voltage presence : red light signal and audible signal
- Indication of proper functioning : green light signal
- Supply : 9 V alkaline battery 6LR61
- Sturdy white polycarbonate casing
- 40 mm Y-shaped universal contact probe (straight, V-shaped and hook probes are available upon request)
- Temperature range : -20°C to +40°C

Stick :

- Red telescopic stick with 6 elements
 - Soft handle with handguard
 - Length with extended stick : 900mm
 - Length with folded stick : 320 mm
- Delivered in a soft case with contact probe D40



/ TAG5000 – 4-500 kV TAG5000 – 4-230 kV

WIRELESS PHASE COMPARATOR FOR OVERHEAD LINES

Advantages

- Light and compact units for overhead lines 4-230 kV.
- Specific High-Voltage probe extensions (white) for use on 110-500 kV overhead lines.
- Positive indication for "in phase" conditions.
- No hazard due to a cable link.
- Increase distance of operation (more than 25m).
- Possibility of phasing through walls (inside outside).

/ USE

- TAG5000 – 4-500 kV : wireless phase comparator for three phase network with nominal voltages from 4 kV up to 500 kV - 50 Hz or 60 Hz (to be specified).
- TAG5000 – 4-230 kV : wireless phase comparator for three phase network with nominal voltages from 4 kV up to 230 kV - 50 Hz or 60 Hz (to be specified).
- Shall be used with two insulating sticks (not included) complying with the nominal voltage and having universal adaptors.

/ TECHNICAL SPECIFICATIONS

Transmitter (T) : grey housing 210 mm – Ø 90 mm – 0,630 kg.

Indicates the voltage presence with both visual and acoustic indications, then start to send the phase information to the receiver.

Receiver (R) : blue housing 210 mm – Ø 90 mm – 0,630 kg.

Indicates the voltage presence, and indicates "in phase" relationship with both visual and acoustic indications.

Built-in testing element simulating all the functions including "out-of-phase".

HF radio transmission operating at 433,9 MHz.

Minimum distance range in free air 25 m minimum.

Out-door and All weather use.

Powered by two 9 V alkaline batteries (1 per module).

• TAG5000 – 4-500 kV :

Specific HV probe extensions (white) for 110-500 kV over-head lines :

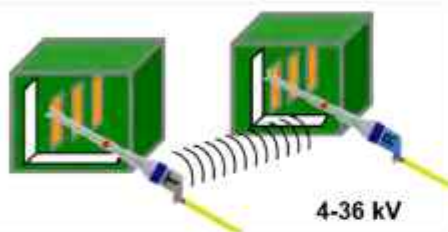
Approx. weight of each electrode extensions : 0,400 kg.

Extension length $L_u = 325$ mm.

Soft case with a set of contact electrodes (hooks and V-shaped) and silicon cloth.

• TAG5000 – 4-230 kV

Metal case with a set of contact electrodes (hooks and V-shaped) and silicon cloth.



Reference	Frequency	Dimensions	Weight
T5KGB004500H5	50 Hz	755 x 205 x 140 mm	3,85 kg
T5KGB004500H6	60 Hz		
T5KGB004230C5	50 Hz	337 x 105 x 235 mm	3,75 kg
T5KGB004230C6	60 Hz		



VALUE

/ C-PROBE LV

OUR SELECTION

AMMETER FOR LOW VOLTAGE SINGLE CORE INSULATED CABLES

Advantages

To improve the access to the cables:

- The sensor is semi-flexible to be inserted between cables without stressing them.
- Adaptors for insulating telescopic sticks (sunrise/hook pole or hexagonal APV).

To improve night use:

- Bright yellow coating of the sensor to be visible among black cables.
- Light on the top of the housing to light the sensor and the area of measurement.
- Back light of the LCD display and function « HOLD » to record the measure.
- Easy and secure access to the battery.

/ USE

This device is designed to provide operators with a safe means to measure current on insulated LV overhead lines up to 2000A. During trouble shooting operation the operators need to pin point the reason of the failure like blown fuses or overloaded circuit. With the right insulating pole, the operator can reach overhead transformer or cables. The hook shaped sensor help to de separate the conductor to be measured from close by ones.

/ TECHNICAL SPECIFICATIONS

- Range : 2000 A
- Frequency : 50 et 60 Hz
- Sensor : 140mm; opening 45 mm
- Functions "Track" and « HOLD »
- Field of use LV insulated single core cables
- Battery: 2 x 1,5 V - CEI / IEC AA
- Protective soft carrying case

Reference	User's manual	Dimensions	Weight
C-PROBE-LV-F	Pack F	650 x 140 mm	0,8 kg
C-PROBE-LV-G	Pack G		

* Pack F : FRGB/DE/ES/PT/PL * Pack G : GB/GR/NL/BG/IT/AR/TR





/ I-PROBE "GRUNTER" NEW

CURRENT FLOW PROBE FOR ENERGY DISTRIBUTION CABLES

Advantages

- Enables to quickly scan a bundle of cables and select the loaded cables in a trench or conduit.
- Convenient to be used in LV distribution cabinets avoiding stress on cable heads.
- Provides an indication where Amp clamps and Rogowski probes do not give a reading (3 P, 3 P + N, 1 P + N cables).



/ USE

i-PROBE is a >0,5A 50/60 Hz current sensor with a compact magnetic probe, safe and easy to use, that avoids the limitations of regular measuring instruments.

i-PROBE will operate in contact with any type of insulated energy cables:

- XLPE Isolation or Paper lead cables, shielded or not, including armored cables.
- Any cable configuration: unipolar, tripolar with or without neutral, peripheral neutral.

i-PROBE brings maximum benefits during the following situations:

- Check the presence of load in an unknown cable supposedly decommissioned, or unearthed during civil works, prior to cut it.
- Help to locate faulted cables by detecting and rejecting cables in charge.

Allows a current measurement on unipolar cables with the use of the Rogowski probe.

This current flow probe must not be used in the circumstances hereunder:

- Instead of a live LV cable identifier (FC5300) during live line working.
- Instead of a cable identifier (FC2310) during a lockout/tagout procedure.
- On bare (uninsulated) conductors.
- On GIS /OIS systems with sealed metal envelope.
- This device is a "load presence alert", by no means it can achieve a secured cable identification.
- This secured identification must be achieved by the use of a transmitter and receiver device and detection of a specific identification signal. Confirmation of the absence of voltage must be carried out by destructive means controlled with a remote device.
- Only these provisions guarantee the completion of the cable dead proof in accordance with relevant regulation.



/ TECHNICAL SPECIFICATIONS

- 3 sensitivity levels upon cable Types
- Minimum Indicated intensity : 0,5A
- Visual and audible indication of the current flow 50/60 Hz
- Available option: audio sound harmonics
- Can be used with a headset (not supplied)
- Network frequencies: 50/60 Hz
- Robust, waterproof storage and carry case (300 x 250 x 140 mm/2 kg).
- LC display for user interface
- Two plug & play probe:
 - i-PROBE magnetic probe
 - Rogowski probe
- Compatible with FC2310 probes
- Rechargeable Li-Pol battery (charger include)
- Expert mode displaying the following additional indications, from 0,3A. :
 - Harmonic currents
 - Distances of the current origins
- Display module compatible with FC2310 cable identifier probes.

• Two probes available :

- i-PROBE magnetic probe : to indicate the presence of a 50 Hz current flow in all cable configurations: single-core, three-core with or without neutral, peripheral neutral.

• ROGOWSKI probe : to measure the current flowing in single-core cables.



Reference	Description
I-PROBE*	Detector + Magnetic probe + Carrying case
I-PROBE-RF*	Detector + Magnetic probe + Rogowski probe + Carrying case
I-PROBE-FCREADY*	i-PROBE magnetic probe alone for FC2300CP/FC2310 detectors produced since 12/2020
I-PROBE-FCUPGRADE*	i-PROBE magnetic probe for FC2300CP/FC2310 detectors produced before 12/2020, with upgrade of the detector to accept i-PROBE function and a complete checking of the FC2300CP/FC2310 the manufacturer site.



/ BTC1000 BTC1000IP2X BTC1000PS

METER TESTER


/ USE

This device is used to check the correct operation of electromechanical, electronic, single and three-phases subscribers by performing an increase of energy consumption with 2 different positions of the switch. It is also used to check under consumptions (in KWh) and the frauds said "not technical losses".

/ TECHNICAL SPECIFICATIONS

- Power: No (self-powered by the network)
- Power consumption: 500 W or 1000 W
- Display: 1 red Led indication of operation
- Time of use: Unlimited usage time
- Thermal protection: Yes
- Test probes: IP2X — Ø 4 mm or European power plug (depend on version)
- PVC double insulated cable: 1 mm², L = 1,5 m
- Connections: Connecting per IEC 60320
- Case: PP orange shockproof

Reference	Version	Voltage range	User's manual	Frequency	Dimensions	Weight
BTC1000	Meter tester without test probes	230 V	FR / GB / ES	50 & 60 Hz	235 x 150 x 95 mm	1,5 Kg
BTC1000IP2X	Meter tester with IP2X test probes					
BTC1000PS	Meter tester with European power plug					



CE
PAULSON
Arc Flash Protection Shield
Part No. 20-11430, 20-11713, 20-11714
20-11715, 20-11716, 20-11717, 20-11718
20-11719, 20-11720, 20-11721, 20-11722
20-11723, 20-11724, 20-11725, 20-11726
20-11727, 20-11728, 20-11729, 20-11730
20-11731, 20-11732, 20-11733, 20-11734
20-11735, 20-11736, 20-11737, 20-11738
20-11739, 20-11740, 20-11741, 20-11742
20-11743, 20-11744, 20-11745, 20-11746
20-11747, 20-11748, 20-11749, 20-11750
20-11751, 20-11752, 20-11753, 20-11754
20-11755, 20-11756, 20-11757, 20-11758
20-11759, 20-11760, 20-11761, 20-11762
20-11763, 20-11764, 20-11765, 20-11766
20-11767, 20-11768, 20-11769, 20-11770
20-11771, 20-11772, 20-11773, 20-11774
20-11775, 20-11776, 20-11777, 20-11778
20-11779, 20-11780, 20-11781, 20-11782
20-11783, 20-11784, 20-11785, 20-11786
20-11787, 20-11788, 20-11789, 20-11790
20-11791, 20-11792, 20-11793, 20-11794
20-11795, 20-11796, 20-11797, 20-11798
20-11799, 20-11800, 20-11801, 20-11802
20-11803, 20-11804, 20-11805, 20-11806
20-11807, 20-11808, 20-11809, 20-11810
20-11811, 20-11812, 20-11813, 20-11814
20-11815, 20-11816, 20-11817, 20-11818
20-11819, 20-11820, 20-11821, 20-11822
20-11823, 20-11824, 20-11825, 20-11826
20-11827, 20-11828, 20-11829, 20-11830
20-11831, 20-11832, 20-11833, 20-11834
20-11835, 20-11836, 20-11837, 20-11838
20-11839, 20-11840, 20-11841, 20-11842
20-11843, 20-11844, 20-11845, 20-11846
20-11847, 20-11848, 20-11849, 20-11850
20-11851, 20-11852, 20-11853, 20-11854
20-11855, 20-11856, 20-11857, 20-11858
20-11859, 20-11860, 20-11861, 20-11862
20-11863, 20-11864, 20-11865, 20-11866
20-11867, 20-11868, 20-11869, 20-11870
20-11871, 20-11872, 20-11873, 20-11874
20-11875, 20-11876, 20-11877, 20-11878
20-11879, 20-11880, 20-11881, 20-11882
20-11883, 20-11884, 20-11885, 20-11886
20-11887, 20-11888, 20-11889, 20-11890
20-11891, 20-11892, 20-11893, 20-11894
20-11895, 20-11896, 20-11897, 20-11898
20-11899, 20-11900, 20-11901, 20-11902
20-11903, 20-11904, 20-11905, 20-11906
20-11907, 20-11908, 20-11909, 20-11910
20-11911, 20-11912, 20-11913, 20-11914
20-11915, 20-11916, 20-11917, 20-11918
20-11919, 20-11920, 20-11921, 20-11922
20-11923, 20-11924, 20-11925, 20-11926
20-11927, 20-11928, 20-11929, 20-11930
20-11931, 20-11932, 20-11933, 20-11934
20-11935, 20-11936, 20-11937, 20-11938
20-11939, 20-11940, 20-11941, 20-11942
20-11943, 20-11944, 20-11945, 20-11946
20-11947, 20-11948, 20-11949, 20-11950
20-11951, 20-11952, 20-11953, 20-11954
20-11955, 20-11956, 20-11957, 20-11958
20-11959, 20-11960, 20-11961, 20-11962
20-11963, 20-11964, 20-11965, 20-11966
20-11967, 20-11968, 20-11969, 20-11970
20-11971, 20-11972, 20-11973, 20-11974
20-11975, 20-11976, 20-11977, 20-11978
20-11979, 20-11980, 20-11981, 20-11982
20-11983, 20-11984, 20-11985, 20-11986
20-11987, 20-11988, 20-11989, 20-11990
20-11991, 20-11992, 20-11993, 20-11994
20-11995, 20-11996, 20-11997, 20-11998
20-11999, 20-12000, 20-12001, 20-12002
20-12003, 20-12004, 20-12005, 20-12006
20-12007, 20-12008, 20-12009, 20-12010
20-12011, 20-12012, 20-12013, 20-12014
20-12015, 20-12016, 20-12017, 20-12018
20-12019, 20-12020, 20-12021, 20-12022
20-12023, 20-12024, 20-12025, 20-12026
20-12027, 20-12028, 20-12029, 20-12030
20-12031, 20-12032, 20-12033, 20-12034
20-12035, 20-12036, 20-12037, 20-12038
20-12039, 20-12040, 20-12041, 20-12042
20-12043, 20-12044, 20-12045, 20-12046
20-12047, 20-12048, 20-12049, 20-12050
20-12051, 20-12052, 20-12053, 20-12054
20-12055, 20-12056, 20-12057, 20-12058
20-12059, 20-12060, 20-12061, 20-12062
20-12063, 20-12064, 20-12065, 20-12066
20-12067, 20-12068, 20-12069, 20-12070
20-12071, 20-12072, 20-12073, 20-12074
20-12075, 20-12076, 20-12077, 20-12078
20-12079, 20-12080, 20-12081, 20-12082
20-12083, 20-12084, 20-12085, 20-12086
20-12087, 20-12088, 20-12089, 20-12090
20-12091, 20-12092, 20-12093, 20-12094
20-12095, 20-12096, 20-12097, 20-12098
20-12099, 20-12100, 20-12101, 20-12102
20-12103, 20-12104, 20-12105, 20-12106
20-12107, 20-12108, 20-12109, 20-12110
20-12111, 20-12112, 20-12113, 20-12114
20-12115, 20-12116, 20-12117, 20-12118
20-12119, 20-12120, 20-12121, 20-12122
20-12123, 20-12124, 20-12125, 20-12126
20-12127, 20-12128, 20-12129, 20-12130
20-12131, 20-12132, 20-12133, 20-12134
20-12135, 20-12136, 20-12137, 20-12138
20-12139, 20-12140, 20-12141, 20-12142
20-12143, 20-12144, 20-12145, 20-12146
20-12147, 20-12148, 20-12149, 20-12150
20-12151, 20-12152, 20-12153, 20-12154
20-12155, 20-12156, 20-12157, 20-12158
20-12159, 20-12160, 20-12161, 20-12162
20-12163, 20-12164, 20-12165, 20-12166
20-12167, 20-12168, 20-12169, 20-12170
20-12171, 20-12172, 20-12173, 20-12174
20-12175, 20-12176, 20-12177, 20-12178
20-12179, 20-12180, 20-12181, 20-12182
20-12183, 20-12184, 20-12185, 20-12186
20-12187, 20-12188, 20-12189, 20-12190
20-12191, 20-12192, 20-12193, 20-12194
20-12195, 20-12196, 20-12197, 20-12198
20-12199, 20-12200, 20-12201, 20-12202
20-12203, 20-12204, 20-12205, 20-12206
20-12207, 20-12208, 20-12209, 20-12210
20-12211, 20-12212, 20-12213, 20-12214
20-12215, 20-12216, 20-12217, 20-12218
20-12219, 20-12220, 20-12221, 20-12222
20-12223, 20-12224, 20-12225, 20-12226
20-12227, 20-12228, 20-12229, 20-12230
20-12231, 20-12232, 20-12233, 20-12234
20-12235, 20-12236, 20-12237, 20-12238
20-12239, 20-12240, 20-12241, 20-12242
20-12243, 20-12244, 20-12245, 20-12246
20-12247, 20-12248, 20-12249, 20-12250
20-12251, 20-12252, 20-12253, 20-12254
20-12255, 20-12256, 20-12257, 20-12258
20-12259, 20-12260, 20-12261, 20-12262
20-12263, 20-12264, 20-12265, 20-12266
20-12267, 20-12268, 20-12269, 20-12270
20-12271, 20-12272, 20-12273, 20-12274
20-12275, 20-12276, 20-12277, 20-12278
20-12279, 20-12280, 20-12281, 20-12282
20-12283, 20-12284, 20-12285, 20-12286
20-12287, 20-12288, 20-12289, 20-12290
20-12291, 20-12292, 20-12293, 20-12294
20-12295, 20-12296, 20-12297, 20-12298
20-12299, 20-12300, 20-12301, 20-12302
20-12303, 20-12304, 20-12305, 20-12306
20-12307, 20-12308, 20-12309, 20-12310
20-12311, 20-12312, 20-12313, 20-12314
20-12315, 20-12316, 20-12317, 20-12318
20-12319, 20-12320, 20-12321, 20-12322
20-12323, 20-12324, 20-12325, 20-12326
20-12327, 20-12328, 20-12329, 20-12330
20-12331, 20-12332, 20-12333, 20-12334
20-12335, 20-12336, 20-12337, 20-12338
20-12339, 20-12340, 20-12341, 20-12342
20-12343, 20-12344, 20-12345, 20-12346
20-12347, 20-12348, 20-12349, 20-12350
20-12351, 20-12352, 20-12353, 20-12354
20-12355, 20-12356, 20-12357, 20-12358
20-12359, 20-12360, 20-12361, 20-12362
20-12363, 20-12364, 20-12365, 20-12366
20-12367, 20-12368, 20-12369, 20-12370
20-12371, 20-12372, 20-12373, 20-12374
20-12375, 20-12376, 20-12377, 20-12378
20-12379, 20-12380, 20-12381, 20-12382
20-12383, 20-12384, 20-12385, 20-12386
20-12387, 20-12388, 20-12389, 20-12390
20-12391, 20-12392, 20-12393, 20-12394
20-12395, 20-12396, 20-12397, 20-12398
20-12399, 20-12400, 20-12401, 20-12402
20-12403, 20-12404, 20-12405, 20-12406
20-12407, 20-12408, 20-12409, 20-12410
20-12411, 20-12412, 20-12413, 20-12414
20-12415, 20-12416, 20-12417, 20-12418
20-12419, 20-12420, 20-12421, 20-12422
20-12423, 20-12424, 20-12425, 20-12426
20-12427, 20-12428, 20-12429, 20-12430
20-12431, 20-12432, 20-12433, 20-12434
20-12435, 20-12436, 20-12437, 20-12438
20-12439, 20-12440, 20-12441, 20-12442
20-12443, 20-12444, 20-12445, 20-12446
20-12447, 20-12448, 20-12449, 20-12450
20-12451, 20-12452, 20-12453, 20-12454
20-12455, 20-12456, 20-12457, 20-12458
20-12459, 20-12460, 20-12461, 20-12462
20-12463, 20-12464, 20-12465, 20-12466
20-12467, 20-12468, 20-12469, 20-12470
20-12471, 20-12472, 20-12473, 20-12474
20-12475, 20-12476, 20-12477, 20-12478
20-12479, 20-12480, 20-12481, 20-12482
20-12483, 20-12484, 20-12485, 20-12486
20-12487, 20-12488, 20-12489, 20-12490
20-12491, 20-12492, 20-12493, 20-12494
20-12495, 20-12496, 20-12497, 20-12498
20-12499, 20-12500, 20-12501, 20-12502
20-12503, 20-12504, 20-12505, 20-12506
20-12507, 20-12508, 20-12509, 20-12510
20-12511, 20-12512, 20-12513, 20-12514
20-12515, 20-12516, 20-12517, 20-12518
20-12519, 20-12520, 20-12521, 20-12522
20-12523, 20-12524, 20-12525, 20-12526
20-12527, 20-12528, 20-12529, 20-12530
20-12531, 20-12532, 20-12533, 20-12534
20-12535, 20-12536, 20-12537, 20-12538
20-12539, 20-12540, 20-12541, 20-12542
20-12543, 20-12544, 20-12545, 20-12546
20-12547, 20-12548, 20-12549, 20-12550
20-12551, 20-12552, 20-12553, 20-12554
20-12555, 20-12556, 20-12557, 20-12558
20-12559, 20-12560, 20-12561, 20-12562
20-12563, 20-12564, 20-12565, 20-12566
20-12567, 20-12568, 20-12569, 20-12570
20-12571, 20-12572, 20-12573, 20-12574
20-12575, 20-12576, 20-12577, 20-12578
20-12579, 20-12580, 20-12581, 20-12582
20-12583, 20-12584, 20-12585, 20-12586
20-12587, 20-12588, 20-12589, 20-12590
20-12591, 20-12592, 20-12593, 20-12594
20-12595, 20-12596, 20-12597, 20-12598
20-12599, 20-12600, 20-12601, 20-12602
20-12603, 20-12604, 20-12605, 20-12606
20-12607, 20-12608, 20-12609, 20-12610
20-12611, 20-12612, 20-12613, 20-12614
20-12615, 20-12616, 20-12617, 20-12618
20-12619, 20-12620, 20-12621, 20-12622
20-12623, 20-12624, 20-12625, 20-12626
20-12627, 20-12628, 20-12629, 20-12630
20-12631, 20-12632, 20-12633, 20-12634
20-12635, 20-12636, 20-12637, 20-12638
20-12639, 20-12640, 20-12641, 20-12642
20-12643, 20-12644, 20-12645, 20-12646
20-12647, 20-12648, 20-12649, 20-12650
20-12651, 20-12652, 20-12653, 20-12654
20-12655, 20-12656, 20-12657, 20-12658
20-12659, 20-12660, 20-12661, 20-12662
20-12663, 20-12664, 20-12665, 20-12666
20-12667, 20-12668, 20-12669, 20-12670
20-12671, 20-12672, 20-12673, 20-12674
20-12675, 20-12676, 20-12677, 20-12678
20-12679, 20-12680, 20-12681, 20-12682
20-12683, 20-12684, 20-12685, 20-12686
20-12687, 20-12688, 20-12689, 20-12690
20-12691, 20-12692, 20-12693, 20-12694
20-12695, 20-12696, 20-12697, 20-12698
20-12699, 20-12700, 20-12701, 20-12702
20-12703, 20-12704, 20-12705, 20-12706
20-12707, 20-12708, 20-12709, 20-12710
20-12711, 20-12712, 20-12713, 20-12714
20-12715, 20-12716, 20-12717, 20-12718
20-12719, 20-12720, 20-12721, 20-12722
20-12723, 20-12724, 20-12725, 20-12726
20-12727, 20-12728, 20-12729, 20-12730
20-12731, 20-12732, 20-12733, 20-12734
20-12735, 20-12736, 20-12737, 20-12738
20-12739, 20-12740, 20-12741, 20-12742
20-12743, 20-12744, 20-12745, 20-12746
20-12747, 20-12748, 20-12749, 20-12750
20-12751, 20-12752, 20-12753, 20-12754
20-12755, 20-12756, 20-12757, 20-12758
20-12759, 20-12760, 20-12761, 20-12762
20-12763, 20-12764, 20-12765, 20-12766
20-12767, 20-12768, 20-12769, 20-12770
20-12771, 20-12772, 20-12773, 20-12774
20-12775, 20-12776, 20-12777, 20-12778
20-12779, 20-12780, 20-12781, 20-12782
20-12783, 20-12784, 20-12785, 20-12786
20-12787, 20-12788, 20-12789, 20-12790
20-12791, 20-12792, 20-12793, 20-12794
20-12795, 20-12796, 20-12797, 20-12798
20-12799, 20-12800, 20-12801, 20-12802
20-12803, 20-12804, 20-12805, 20-12806
20-12807, 20-12808, 20-12809, 20-12810
20-12811, 20-12812, 20-12813, 20-12814
20-12815, 20-12816, 20-12817, 20-12818
20-12819, 20-12820, 20-12821, 20-12822
20-12823, 20-12824, 20-12825, 20-12826
20-12827, 20-12828, 20-12829, 20-12830
20-12831, 20-12832, 20-12833, 20-12834
20-12835, 20-12836, 20-12837, 20-12838
20-12839, 20-12840, 20-12841, 20-12842
20-12843, 20-12844, 20-12845, 20-12846
20-12847, 20-12848, 20-12849, 20-12850
20-12851, 20-12852, 20-12853, 20-12854
20-12855, 20-12856, 20-12857, 20-12858
20-12859, 20-12860, 20-12861, 20-12862
20-12863, 20-12864, 20-12865, 20-12866
20-12867, 20-12868, 20-12869, 20-12870
20-12871, 20-12872, 20-12873, 20-12874
20-12875, 20-12876, 20-12877, 20-12878
20-12879, 20-12880, 20-12881, 20-12882
20-12883, 20-12884, 20-12885, 20-12886
20-12887, 20-12888, 20-12889, 20-12890
20-12891, 20-12892, 20-12893, 20-12894
20-12895, 20-12896, 20-12897, 20-12898
20-12899, 20-12900, 20-12901, 20-12902
20-12903, 20-12904, 20-12905, 20-12906
20-12907, 20-12908, 20-12909, 20-12910
20-12911, 20-12912, 20-12913, 20-12914
20-12915, 20-12916, 20-12917, 20-12918
20-12919, 20-12920, 20-12921, 20-12922
20-12923, 20-129



1000 V INSULATED / INSULATING TOOLS



1000 V INSULATED AND INSULATING HAND TOOLS FOR ELECTRICIANS

For over 60 years, Sibille Outillage has been supplying electricians across the world with tools of the highest quality that are best suited to the specific needs of the electricity industry.

Sibille Outillage has ISO 9001 and ISO 14001 certification.



INSULATED-INSOLATING TOOLS 1000 V IEC 60900 COMPLYING WITH STANDARD NF EN 60900 REQUIREMENTS



/ IMPACT TEST AT AMBIENT AND LOW TEMPERATURE 23°C / -25°C
The energy created by the impact is equivalent to the energy of a tool falling from a height of 2 m and 0,60 m at low temperature onto a hard surface.
The test is satisfactory if the insulating layer of the tool shows no sign of a break, tear or crack.



/ DIELECTRIC TEST
After immersion in a tub of water at ambient temperature for 24 hours and then dried, a test at 10 KV is applied for 3 minutes between the conductive and insulated parts. The stray current should be less than 1 mA per 200 mm of the coated tool.
During the test, no perforation, no [priming] and no flashover should be observed.



/ TEST FOR NON PROPAGATION OF THE FLAME
The tool is exposed to a flame for 10 seconds. Then, the propagation is observed for 20 seconds.
The flame should not propagates for the 20 seconds observation time.



/ PENETRATION TEST
After conditioning for 2 hours at 70°C, a weight of 20 N being applied to the most vulnerable part of the tool, the assembly is submitted to a tension of 5 KV for 3 minutes.
No perforation, energizing or flashover should be observed during this test.



/ SERIES INDIVIDUAL TEST
Each tool is checked individually at 10 KV for 10 seconds.
A 100 % sight check is also carried out.



/ INSULATED COATING ADHERENCE TEST
After conditioning for 168 hours at 70°C, a weight of 500 N is applied for the pliers for 3 minutes to test the steel insulated part adherence.
During the test, no detachment or tearing of the insulating material should be observed.

/ MECHANICAL TESTS
Checking of the tools mechanical characteristics according to ISO standards or others standards specified by the manufacturer.

/ MARKING CLOTHING TESTS
Tools should be wiped for 15 seconds with a water-soaked cloth and then for 15 seconds again with an ethyl alcohol-soaked cloth. After these procedures, the marking must remain legible.

/ DIMENSIONAL INSPECTION
Make sure that the tool meets the dimensions specified by the standard or manufacturer.

DESCRIPTION OF 1000 V INSULATED PLIERS

Selection and use of special steel alloys

The selection of high-quality steels combined with chromium-vanadium treatment guarantees exceptional hardness and durability.

Tools designed for withstanding high mechanical stresses.

Rugged insulating layer, unbreakable and non-removable. It is directly moulded on to the tool to insulate it fully and permanently.

Reinforced handle ends

Several layers of PVC protect the tool from impacts. The drip effect at the end of handles is minimised, avoiding weak areas.



Tool head with chrome or black finish
For optimum anti-corrosion resistance.

Large hand guards
Very strong, in insulating material to avoid slipping towards conductive parts.

Orange external insulating layer
It is non-removable, impact-resistant and non-flammable, and offers a good grip, even while wearing insulating gloves.

- The two insulating layers are differentiated by their colour, to allow a visual inspection of tool integrity, so as to confirm that it may be used for electrical work as required by standards UTE18-510 and IEC 60900.

When the orange layer is damaged and the inner layer is visible, there is a hazard.

- The thickness of insulating layers is determined according to the weight of the tool for optimum strength.

- The tools are designed to withstand extreme temperatures from -20 to +70°C.
- Each tool is tested at 10 000 V AC and approved for 1 000 V AC, for use in low voltage networks.
- Several inspections at each stage of production, in addition to those required by standard IEC 60900.
- Sibille Outillage products are recyclable.

THE 3 TYPES OF HAND TOOLS FOR ELECTRICIANS

ACCORDING TO THE CURRENT IEC 60900 STANDARD



INSULATED HAND TOOL

Hand tool made of conductive material(s) fully or partially covered by insulating material(s).



HYBRID HAND TOOL

Hand tool made from insulating material(s) with exposed conductive parts at the working head (e.g. : cutting edges). Hybrid hand tool can be made of non exposed conductive parts used for reinforcement.



INSULATING HAND TOOL

Hand tool made essentially or totally from insulating material(s) except for inserts made from conductive materials used for reinforcement, but with no exposed conductive point.

/ MC4CE INNOVATION

INSULATING UNIVERSAL PLIER WITH CERAMIC CUTTERS

EN 60900 / IEC 60900 / FT BT 402

Advantages

- Protect the user from electric shock
- Insulating tool = minimises the risk of short circuits, no conductive material is accessible.
- Ceramic cutters (compressed to over 200T giving them extreme hardness properties).
- Head gripping surface with soft ribbing (to not damage the cables).

/ USE

These pliers, fully insulating, are specifically adapted for any low voltage operation in confined places where short circuit hazard could have heavy consequences for both staff and appliance.

/ TECHNICAL SPECIFICATIONS

Pliers made of glass fiber-reinforced thermoplastic insulating material

Ceramic cutting part are produced by pressure process (200T) to warranty hardness performances - The shape of the plier designed to avoid damage of the cable Insulating tool = reduce to the maximum the risks of short-circuits. Neither conductive part accessible. The soft material in the handle according utilization without damage of the gloves.

2 handle sizes : L : compact – standard size and XL : + 20 mm = allow better performance ~ +10% - suitable for the most fragile personnel

Designed to be used with gloves - engineering material = light.

The shape of the handle is designed to transfer the efforts. D-ring for works-at-height.

Reference	Length	Weight	Handle size
MC4CE-L	190 mm	160 g	L
MC4CE-XL	210 mm	170 g	XL



/ MC4H

HYBRID UNIVERSAL PLIER WITH STEEL CUTTERS

NF EN 60900 / IEC 60900 / FT BT 403

Advantages

- Hybrid tool : protects the user against electric shock and reduces the risk of short circuits, no conductive material is accessible.
- Steel cutters.
- Head gripping surface with soft ribbing (to not damage the cables).

/ USE

These pliers are particularly suitable for low voltage live working in confined spaces where the risk of a short-circuit can have serious consequences for people and installations.

/ TECHNICAL SPECIFICATIONS

Bi-material handle allowing a good grip and ease of handling, without risk of damage to the gloves. Arm profile allowing the transmission of important effort with ease = control of the gesture.

Hanging system, ideal for work at height.

Ergonomic use with insulating gloves.

Fiberglass reinforced composite material = light and robust.

Reference	Length	Weight	Handle size
MC4H-L	190 mm	160 g	L
MC4H-XL	210 mm	170 g	XL



/ MC13CE INNOVATION

1000V INSULATING LONG BENT NOSE PLIERS

EN 60900 / IEC 60900 / FT BT 402

Advantages

- Protect the user from electric shock.
- Insulating tool = minimises the risk of short circuits, no conductive material is accessible.
- Ceramic cutters (compressed to over 200T giving them extreme hardness properties).
- Head gripping surface with soft ribbing (to not damage the cables).

/ USE

These pliers are particularly suitable for low voltage live working in confined spaces where the risk of a short-circuit can have serious consequences for people and installations.

/ TECHNICAL SPECIFICATIONS

Bi-material handle allowing a good grip and ease of handling, without risk of damage to the gloves.

Arm profile allowing the transmission of important effort with ease = control of the gesture. Hanging system, ideal for work at height.

Ergonomic use with insulating gloves.

Fiberglass reinforced composite material = light and robust.

Reference	Cutting capacity	Cutting capacity : Steel - Almalec	Length	Weight	Handle size
MC13CE-L	16 mm ² Cu multi -stranded copper	no	215 mm	170 g	L
MC13CE-XL			235 mm	180 g	XL



/ MC13H

1000V INSULATING LONG BENT NOSE PLIERS

NF EN 60900 / IEC 60900 / FT BT 403

Advantages

- Hybrid tool : protects the user against electric shock and reduces the risk of short circuits, no conductive material is accessible.
- Steel cutters.
- Head gripping surface with soft ribbing (to not damage the cables).

/ USE

These pliers are specifically adapted for any low voltage operation in confined places where short circuit hazard could have heavy consequences for both staff and appliance.

/ TECHNICAL SPECIFICATIONS

Pliers made of glass fiber-reinforced thermoplastic insulating material

Steel cutting part - The shape of the plier designed to avoid damage of the cable

Hybrid tool = reduce the risks of short-circuits. The only conductive part is the cutting part.

The soft material in the handle according utilization without damage of the gloves.

2 handle sizes :

L : compact — standard size

XL : + 20 mm = allow better performance ~ +10% - suitable for the most fragile personnel

Designed to be used with gloves - engineering material = light

The shape of the handle is designed to transfer the efforts. D-ring for works-at-height.

Reference	Length	Weight	Handle size
MC13H-L	215 mm	170 g	L
MC13H-XL	235 mm	180 g	XL

/ MC11CE INNOVATION

1000V INSULATING LONG FLAT NOSE PLIERS

EN 60900 / IEC 60900 / FT BT 402

Advantages

- Protect the user from electric shock.
- Insulating tool = minimises the risk of short circuits, no conductive material is accessible.
- Ceramic cutters (compressed to over 200T giving them extreme hardness properties).
- Head gripping surface with soft ribbing (to not damage the cables).

/ USE

These pliers are particularly suitable for low voltage live working in confined spaces where the risk of a short-circuit can have serious consequences for people and installations.

/ TECHNICAL SPECIFICATIONS

Pliers made of glass fiber-reinforced thermoplastic insulating material

Ceramic cutting part are produced by pressure process (200T) to warranty hardness performances - The shape of the plier designed to avoid damage of the cable Insulating tool = reduce to the maximum the risks of short-circuits. Neither conductive part accessible. The soft material in the handle according utilization without damage of the gloves.

2 handle sizes : L : compact — standard size and XL : + 20 mm = allow better performance ~ +10% - suitable for the most fragile personnel

Designed to be used with gloves - engineering material = light.

The shape of the handle is designed to transfer the efforts. D-ring for works-at-height.

Reference	Cutting capacity	Cutting capacity : Steel - Almelec	Length	Weight
MCTICE-L	16 mm ² Cu multi -stranded copper	no	200 mm	160 g
MCTICE-XL			220 mm	170 g



/ MC11H

1000V HYBRID LONG FLAT NOSE PLIERS

EN 60900 / IEC 60900 / FT BT 403

Advantages

- Hybrid tool : protects the user against electric shock and reduces the risk of short circuits, no conductive material is accessible.
- Head gripping surface with soft ribbing (to not damage the cables).
- Only the cutting edges, made of conductive material, are accessible.
- Bi-material handle allowing a good grip and ease of handling, without risk of damage to the gloves.

/ USE

These pliers are particularly suitable for low voltage live working in confined spaces where the risk of a short-circuit can have serious consequences for people and installations.

/ TECHNICAL SPECIFICATIONS

Steel cutting edges. Arm profile allowing the transmission of important effort with ease = control of the gesture.

Hanging system, ideal for work at height.

Ergonomic use with insulating gloves.

Composite material = lightness.

Reference	Length	Weight	Handle size
MCTIH-L	200 mm	160 g	L
MCTIH-XL	220 mm	170 g	XL



/ MCPTI

INSULATING PLIERS FOR ELECTRICAL PANELS

EN 60900 / IEC 60900 / FT BT 402

/ USE

Pliers designed for the prehension of connectors (installing and removing). Thin nose to allow optimal passage between connectors.

/ TECHNICAL SPECIFICATIONS

Insulating product (no accessible metal parts) for maximum safety. Fiberglass-reinforced thermoplastic insulating material. Reinforced arm profile adapted to the constraints of the field.

Reference	Length	Weight
MCPTI	196 mm	115 g



/ MC70

1000V INSULATING NOTCHE PLIERS

EN 60900 / IEC 60900 / FT BT 402

/ USE

Used to hold, move or bend an aluminium or copper conductor near small parts such as washers, wire or blade fuses, etc. These insulating pliers are particularly suitable for low voltage live working in confined areas where the risk of short circuits can have serious consequences for people and installations.

/ TECHNICAL SPECIFICATIONS

Compact design and very rigid when gripping. Fiberglass-reinforced thermoplastic insulating material. Reinforced arm profile adapted to the constraints of the field.

Reference	Length	Weight	Handle size
MC70-L	200 mm	160 g	L
MC70-XL	220 mm	170 g	XL

/ MC45I XL OUR SELECTION

1000V HYBRID CABLE CUTTING PLIERS

EN 60900 / IEC 60900 / FT BT 403

Advantages

- Ergonomic use with insulating gloves: their lightness and soft relief make them particularly easy to handle, without risk of damage to the gloves.



/ USE

These pliers are particularly suited to live work on low-voltage systems in enclosed spaces, where the risk of short circuits can have serious consequences for workers and equipment.

/ TECHNICAL SPECIFICATIONS

Bi-material handle for a good grip and ease of handling, without risk of damage to the insulating gloves. XL arm length for more comfort and easier transmission of force (+ 20 mm compared to a standard pliers) - Force transmission gain ~ +10%. Arm profile allowing the transmission of important effort with ease = control of the gesture. Hanging system, ideal for work at height. Fiberglass reinforced composite material = light and robust. Reinforced blade profile.

Reference	Length	Weight	Handle size	Cutting capacity	Ø opening
MC4CE-L	165 mm	230 g	L	Copper : 25 mm ² Aluminium : 70 mm ² Steel : no	16 mm
MC4CE-XL	185 mm	250 g	XL		



/ MC45IR

1000V REINFORCED INSULATING COMPOSITE CABLE CUTTING PLIERS

EN 60900 / IEC 60900

/ USE

These pliers are particularly suited to live work on low-voltage systems in enclosed spaces, where the risk of short circuits can have serious consequences for workers and equipment.

/ TECHNICAL SPECIFICATIONS

Almelec cutting capacity. Tapered nose for optimal accessibility.

Reference	Length	Weight
MC45IR	190 mm	195 g



/ MS27

1000V INSULATED DOUBLE SLIP-JOINT ADJUSTABLE PLIERS

EN 60900 / IEC 60900 / ISO 8976 / ISO 5744

/ USE

Double lay-on slip joint pliers, no risk of upsetting and increased jaw reliability time. Rugged shape with a curved head and slimline profile, for good reach in narrow spaces. Self-locking on tubes and nuts for safe and effortless working.

/ TECHNICAL SPECIFICATIONS

Double rack. Browned steel finish for high anticorrosion protection thanks to a series of 5 baths. Inner jaws hardness: 60 HRC for better wear resistance. Model MS27R / reinforced model. Model MS27VM: with push button to lock/unlock the adjustment. One-handed adjustment possible.

Reference	Jaw opening	Position number	Length	Weight
MS27 250	28 mm	7	10"	440 g
MS27R 250				



/ MS27VM

INSULATED DOUBLE RACK AND PINION PLIERS WITH MECHANICAL LOCKING

NF EN 60900 / IEC 60900 / NF ISO 8976

/ TECHNICAL SPECIFICATIONS

Quick, easy, one-hand adjustment. Push button to unlock/lock the setting = safety. 9 setting positions. Anti-finger-pinch device. Large capacity: 60 mm. Thin jaws. Internal length of gripping handle: min. 70 mm.

Reference	Jaw opening	Position number	Length	Weight
MS27VM	60 mm	9	250 mm ¹⁾	450 g



/ IS53U

1000V INSULATING FUSE-PULLER PLIERS WITH ADJUSTABLE JAWS

EN 60900 / IEC 60900

/ USE

This tool is used in particular on electrical riser boxes equipped with modular fuse holders, as these installations frequently have the metal tab used to pull the fuse holder broken or damaged. Despite this, this tool allows for safe and easy removal.

/ TECHNICAL SPECIFICATIONS

Pliers with an opening capacity of 25 to 100 mm. Spring-loaded opening system for the gripping jaws. Removable (and replaceable) grip pads. Shape of the pads adapted to different types of fuses (porcelain, knife,...) can be adjusted by reversing the position by 180°. Locking system with latch. Suitable for both right and left handed users = ambidextrous. Front and rear stops on the handle for a good hold.

Reference	Length	Weight
IS53U	215 mm	160 g



/ MS8

1000V INSULATED SLIP-JOINT ADJUSTABLE PLIERS
EN 60900 / IEC 60900 / ISO 8976 / ISO 5744

/ USE

For clamping and holding various parts.

/ TECHNICAL SPECIFICATIONS

Low thickness head working. Machined notch for better stability. Thin head for better accessibility.

Reference	Length	Weight	Minimum opening jaws
MS8-205	205 mm	230 g	22 mm
MS8-250	250 mm	400 g	28 mm
MS8-310	310 mm	670 g	35 mm



/ MS43

1000V INSULATED SLIP-JOINT ADJUSTABLE PLIERS
EN 60900 / IEC 60900

Advantages

- The adjustment knob makes it possible to easily adjust the diameter of the cable to strip.

/ USE

Stripping cables (single-pole and multiple conductor) from 0.5 to 10 mm² (max Ø: 5 mm).

/ TECHNICAL SPECIFICATIONS

Browned steel finish for high anticorrosion protection thanks to a series of 5 baths. With adjustment screw and nut for locking on the required diameter. Return spring that makes opening easier.

Reference	Length	Weight
MS43	175 mm	200 g



/ MS43E

1000V FULLY INSULATED STRIPPING PLIERS
EN 60900 / IEC 60900

Advantages

- Head coated with insulation, to minimise the risk of contact between different potentials and short circuits.

/ USE

Stripping cables (single-pole and multiple conductor) from 0.5 to 10 mm² (max Ø: 5 mm).

/ TECHNICAL SPECIFICATIONS

Browned steel finish for high anticorrosion protection thanks to a series of 5 baths. With adjustment screw and nut for locking on the required diameter. Return spring that makes opening easier.

Reference	Length	Weight
MS43E	180 mm	220 g

/ MS45

1000V INSULATED CABLE CUTTING PLIERS
EN 60900 / IEC 60900

Advantages

- The ground blades with a specific cutting angle allow a clean and sharp cut.

/ USE

For cutting electrical cables.

/ TECHNICAL SPECIFICATIONS

Automatic opening, invisible spring. Clamp with locking lever for extra safety. Cutting capacities indicated on the tool

Reference	Length	Weight	Aluminium	Copper	Opening
MS45 195	195 mm	430 g	Ø 14 mm	Ø 14 mm	20 mm
MS45 230	230 mm	500 g	Ø 20 mm	Ø 20 mm	24 mm



/ MS30S

1000V INSULATED CABLE CUTTING AND STRIPPING PLIERS FOR REMOTE ENERGY METER
EN 60900 / IEC 60900

Advantages

- Special double-edged cutting edges for more comfort in cutting.
- Special cutting profile allows clean cutting without flattening copper and aluminium conductors, with minimum physical effort.
- Insulating reinforcements at the ends of arms for protection from impacts.
- High-performance chromium-vanadium steel.

/ USE

For cutting copper and aluminium wire with a small section. May also be used for stripping cables with a small section.

/ TECHNICAL SPECIFICATIONS

Protective pin to avoid pinching. Stripping function using a small notch made at the end of the jaw. Riveted jaws.

Reference	Length	Weight	Opening
MS30S 165	165 mm	200 g	12 mm
MS30S 200	205 mm	340 g	16 mm
MS30S 250	250 mm	430 g	18 mm

/ PCC20-1000V OUR SELECTION

1000V INSULATING CABLE CUTTING PLIERS WITH DOUBLE CUTTING EDGES
EN 60900 / IEC 60900

Advantages

- Double edge for easy handling in all cutting situations, within the stated capacity limit.
- High leverage ratio reduces the effort required.
- Divides the cutting process into preliminary cutting and final cutting to cut cables with a maximum diameter of 20 mm with only one hand.
- No crushing or deformation of the cable while cutting.

/ USE

For cutting copper and aluminium wire with a small section. May also be used for stripping cables with a small section.

/ TECHNICAL SPECIFICATIONS

Protective pin to avoid pinching. Stripping function using a small notch made at the end of the jaw. Riveted jaws.

Reference	Length	Weight	Opening	Capacity
PCC20-1000v	210*	350 g	Ø 20 mm	Copper & alu : 70 mm ² / No steel



/ C28-250

1000V INSULATED CABLE CUTTING PLIERS
EN 60900 / IEC 60900

/ USE

For cutting copper or aluminium cables up to Ø12 mm.

/ TECHNICAL SPECIFICATIONS

Arm profile allowing the transmission of important cutting effort with ease. Hardened steel cutting edges : 45 HRC.

Reference	Length	Weight
C28-250	250 mm	470 g



/ PCCR1000V PCCRG

CUTTING PLIERS FOR PLASTIC CABLE TIES
IEC 60900 (ONLY FOR THE INSULATED VERSION)

Advantages

- Compact plier for better accessibility, handy and simple implementation.
- With this specific plier, the plastic clamps rings are out with safety.

/ USE

The specific shape of nose of plier makes it possible to cut the plastic clamps rings (Rilsan, Colson, etc.) without risk to damaging the cables.
Main application areas: electrical network, power stations, telecom- Public lighting, fireman- automotive, roads and various networks.

/ TECHNICAL SPECIFICATIONS

Cutting capacity : copper wire Ø10 mm.

Reference	Length	Weight
PCCR-1000V	150 mm	140 g
PCCRG		130 g



/ MS5S

1000V INSULATED FLUSH CUTTING PLIERS
EN 60900 / IEC 60900

Advantages

- Flush cutting edge.

/ USE

Cutting the strip on the armoured teleport cable.

/ TECHNICAL SPECIFICATIONS

Compact pliers.

Reference	Length	Weight
MS5S	150 mm	100 g



/ MS80

1000V INSULATED CONNECTOR PLIER
EN 60900 / IEC 60900

Advantages

- Used in the phone field for multi wires.

/ USE

Pliers used in the telephony field for multipair cable. For crimping telecommunication and signal cables.

/ TECHNICAL SPECIFICATIONS

Compact pliers.

Reference	Length	Weight
MS5S	150 mm	150 g

/ **MS4** **OUR SELECTION****1000V INSULATED UNIVERSAL PLIERS**

EN 60900 / IEC 60900 / ISO 5743 / ISO 5744 / ISO 5746

Advantages

- Insulating reinforcements at the ends of the arms to protect against impact.
- Serrated tips with "soft" profile to avoid damaging cables.
- High performance chrome vanadium steel.
- Bevelled head for better accessibility in tight spaces.

/ **USE**

Multi-purpose pliers (clamping, bending, cutting).

Reference	Length	Weight
MS4 145	145 mm	190 g
MS4 165	165 mm	255 g
MS4 185	185 mm	320 g
MS4 210	210 mm	390 g
MS4 220	220 mm	450 g

/ **TECHNICAL SPECIFICATIONS**

Induction forge treatment of the cutting edges, giving jaws a long life.
Edge hardness: 60 HRC.
Browned steel finish for high anticorrosion protection thanks to a series of 5 baths.
No play in the axis for a perfect alignment of the cutting edges guaranteeing an optimal cutting quality.
This also prevents unintentional opening of the tool during transport, which could damage other tools.

/ **MS4E****1000V FULLY INSULATED UNIVERSAL PLIERS**

EN 60900 / IEC 60900 / ISO 5743 / ISO 5744 / ISO 5746

/ **USE**

Multipurpose pliers (tightening, bending, cutting).
Complete insulation of the working head reduces the risk of short circuits.

/ **TECHNICAL SPECIFICATIONS**

Induction forge treatment of the cutting edges, giving jaws a long life.
Edge hardness: 40 HRC min.
Browned steel finish for high anticorrosion protection thanks to a series of 5 baths.
The working head insulation is chamfered to avoid damaging it while grasping.

Reference	Length	Weight
MS4E 185	185 mm	330 g
MS4E 210	210 mm	400 g

Overall length tolerance: ± 15 mm of the nominal value./ **MS4 LINEMAN****1000V INSULATED LINEMAN UNIVERSAL PLIERS**

EN 60900 / IEC 60900 / ISO 5743 / ISO 5744 / ISO 5746

/ **USE**

These solid pliers for extreme heavyduty use are part of the indispensable kit used by US linemen.

/ **TECHNICAL SPECIFICATIONS**

Induction forge treatment of the cutting edges, giving jaws a long life. Edge hardness: 60 HRC.
Chrome finish for high anticorrosion protection thanks to a series of 5 baths.
Lug crimping point under the axis of the tool.



/ MS13

1000V INSULATED HALF-ROUND 45° BENT NOSE PLIERS
EN 60900 / IEC 60900 / ISO 5743 / ISO 5744 / ISO 5745

/ USE

These pliers make it easy to bend electrical wire. Suitable for work requiring a good grip and precision cutting.

/ TECHNICAL SPECIFICATIONS

Induction forge treatment of the cutting edges, giving jaws a long life. Edge hardness: 44 HRC min. Browned steel finish for high anticorrosion protection thanks to a series of 5 baths. Axial cut edges. Jaws with ribbing on the inside for a good hold.

Reference	Length	Weight
MS13 165	165 mm	180 g
MS13 185	185 mm	190 g
MS13 205	205 mm	200 g



/ MS13E

1000V FULLY INSULATED HALF-ROUND 45° BENT NOSE PLIERS
EN 60900 / IEC 60900 / ISO 5743 / ISO 5744 / ISO 5745

/ USE

These pliers make it easy to bend electrical wire. Suitable for work requiring a good grip and precision cutting.

/ TECHNICAL SPECIFICATIONS

Induction forge treatment of the cutting edges, giving jaws a long life. Edge hardness: 44 HRC min. Browned steel finish for high anticorrosion protection thanks to a series of 5 baths. Axial cut edges. Jaws with ribbing on the inside for a good hold.

Reference	Length	Weight
MS13E 185	185 mm	210 g
MS13E 205	205 mm	250 g



/ MS10

1000V INSULATED HALF-ROUND LONG NOSE PLIERS
EN 60900 / IEC 60900 / ISO 5743 / ISO 5744 / ISO 5745

/ USE

These pliers make it easy to bend electrical wire. Suitable for work requiring a good grip and precision cutting.

/ TECHNICAL SPECIFICATIONS

Induction forge treatment of the cutting edges, giving jaws a long life. Edge hardness: 44 HRC min. Browned steel finish for high anticorrosion protection thanks to a series of 5 baths. Axial cut edges. Jaws with ribbing on the inside for a good hold.

Reference	Length	Weight
MS10 170	170 mm	175 g
MS10 205	205 mm	240 g



/ MS10E

1000V FULLY INSULATED HALF-ROUND LONG NOSE PLIERS
EN 60900 / IEC 60900 / ISO 5743 / ISO 5744 / ISO 5745

/ USE

These pliers make it easy to bend electrical wire. Suitable for work requiring a good grip and precision cutting. Complete insulation of the working head reduces the risk of short-circuits.

/ TECHNICAL SPECIFICATIONS

Induction forge treatment of the cutting edges, giving jaws a long life. Edge hardness: 44 HRC. Browned steel finish for high anticorrosion protection thanks to a series of 5 baths. Axial cutting edges. Nose length designed to reach hard-to-reach parts.

Reference	Length	Weight
MS10E 170	170 mm	185 g
MS10E 205	205 mm	250 g

/ **MS15**

1000V INSULATED ROUND NOSE PLIERS
EN 60900 / IEC 60900 / ISO 5743 / ISO 5744 / ISO 5745

Advantages

- Insulating reinforcements at the ends of arms for protection from impacts.
- High-performance chromium-vanadium steel.

/ USE

Used to maintain, move or bend an aluminium or copper conductor, near smaller parts such as washers, wire fuses, strip fuses etc.

/ TECHNICAL SPECIFICATIONS

Chrome finish for high anticorrosion protection thanks to a series of 5 baths. Jaws with ribbing on the inside for a good hold. Nose length designed to reach hard-to-reach parts.

Reference	Description
MS15	1000V Insulated round nose pliers

/ **MS11**

1000V INSULATED FLAT NOSE PLIERS
EN 60900 / IEC 60900 / ISO 5743 / ISO 5744 / ISO 5745

Advantages

- Insulating reinforcements at the ends of arms for protection from impacts.
- Gripping surface with soft ribbing (to not damage the cables).
- High-performance chromium-vanadium steel.

/ USE

They make it easy to bend electrical wire.

/ TECHNICAL SPECIFICATIONS

Browned steel finish for high anticorrosion protection thanks to a series of 5 baths. Jaws with ribbing on the inside for a good hold.

Reference	Type	Length	Weight
MSTI 1508C	Short flat nose	150 mm	175 g
MSTI 1708C		170 mm	180 g
MSTI 1708L	Long flat nose		185 g

/ **MS11E**

1000V FULLY INSULATED LONG FLAT NOSE PLIERS
EN 60900 / IEC 60900 / ISO 5743 / ISO 5744 / ISO 5745

Advantages

- Head coated with insulation, to minimise the risk of contact between different potentials and short circuits.
- Insulating reinforcements at the ends of arms for protection from impacts.
- The insulation profile is designed to allow a sure grip with the nose with no risk of damaging the insulation.

/ USE

They make it easy to bend electrical wire. Complete insulation of the work head reduces the risk of short-circuits.

/ TECHNICAL SPECIFICATIONS

Browned steel finish for high anticorrosion protection thanks to a series of 5 baths. Jaws with ribbing on the inside for a good hold.

Reference	Length	Weight
MST1E 170	170 mm	210 g



/ MS60

1000V INSULATED DIAGONAL CUTTING PLIERS
EN 60900 / IEC 60900 / ISO 5743 / ISO 5744 / ISO 5749

/ USE

For cutting copper, aluminium and medium-hard steel wire.

/ TECHNICAL SPECIFICATIONS

Induction forge treatment of the cutting edges, giving jaws a long life. Edge hardness: 44 HRC min. Browned steel finish for high anticorrosion protection thanks to a series of 5 baths.

Reference	Length	Weight
MS60 145	145 mm	200 g
MS60 165	165 mm	260 g
MS60 185	185 mm	350 g



/ MS60E

1000V FULLY INSULATED HALF-ROUND LONG NOSE PLIERS
EN 60900 / CEI 60900 / ISO 5743 / ISO 5744 / ISO 5749

/ USE

For cutting copper, aluminium and medium-hard steel wire. Complete insulation of the working head reduces the risk of short-circuits.

/ TECHNICAL SPECIFICATIONS

Induction forge treatment of the cutting edges, giving jaws a long life. Edge hardness: 44 HRC. Browned steel finish for high anticorrosion protection thanks to a series of 5 baths.

Reference	Length	Weight
MS60E 170	170 mm	260 g
MS60E 185	185 mm	350 g



/ MS5

1000V INSULATED SIDE CUTTING PLIERS
EN 60900 / IEC 60900 / ISO 5743 / ISO 5744 / ISO 5749

/ USE

For cutting copper, aluminium and hard steel wire.

/ TECHNICAL SPECIFICATIONS

Induction forge treatment of the cutting edges, giving jaws a long life. Cutting edges hardness: 62 HRC. Browned steel finish for high anticorrosion protection thanks to a series of 5 baths.

Reference	Length	Weight
MS5 150	150 mm	220 g
MS5 175	175 mm	280 g
MS5 190	195 mm	370 g
MS5 200	210 mm	400 g



/ MS5E

1000V FULLY INSULATED SIDE CUTTING PLIERS
EN 60900 / IEC 60900 / ISO 5743 / ISO 5744 / ISO 5749

/ USE

For cutting copper, aluminium and hard steel wire. Insulated head minimises the risk of contact between different potentials and short circuits.

/ TECHNICAL SPECIFICATIONS

Induction forge treatment of the cutting edges, giving jaws a long life. Cutting edges hardness: 62 HRC. Browned steel finish for high anticorrosion protection thanks to a series of 5 baths.

Reference	Length	Weight
MS5E 190	195 mm	360 g



/ MS6

1000V INSULATED END CUTTING PLIERS

EN 60900 / IEC 60900 / ISO 5743 / ISO 5744 / ISO 5748

Advantages

- Insulating reinforcements at the ends of arms for protection from impacts.
- High-performance chromium-vanadium steel.
- Arm profiles and cutting edge angles suitable for transmitting heavy cutting forces.

/ USE

For cutting copper, aluminium and hard steel wire.

/ TECHNICAL SPECIFICATIONS

Induction forge treatment of the cutting edges, giving jaws a long life.
Cutting edges hardness: 62 HRC. Browned steel finish for high anticorrosion protection thanks to a series of 5 baths.
Riveted joint that can withstand high loads.

Reference	Length	Weight	Cutting capacity
MS6 135	135 mm	210 g	Medium-hard steel wire 160 kg/mm ² : Ø 1,4 mm
MS6 170	170 mm	290 g	Medium-hard steel wire 160 kg/mm ² : Ø 1,6 mm
MS6 210	210 mm	410 g	Hard steel wire 200 kg/mm ² : Ø 2 mm



TOGETHER

#WEARE **PENTASTIC**



FOLLOW US !



@PENTAESP

/ ROTOLINE PATENTED

1000 V INSULATED SCREWDRIVERS

EN 60900 / CEI 80900
ISO 2380-1 / ISO 8764 / ISO 10864



After an in-depth study to find the best compromise between comfort and efficiency, SIBILLE OUTILLAGE has developed its newest innovation, the Rotoline range.

The screwdrivers of the Rotoline range have a perfectly rounded handle end, making them perfect in terms of grasp and user comfort.

That round end allows the user to turn the screwdriver in the palm of his hand very easily during heavy-duty work, particularly with electrician's gloves.

The ROTOLINE range is available with three handle ends :

- **ROTOLINE CLASSIC** : this is the classic version of the screwdriver, with a perfectly round handle end that makes it very comfortable in use.
- **ROTOLINE TURN** : the round handle end rotates, making initial tightening and loosening much easier. The handle ball sits snugly in the palm, and the user can rotate the body of the screwdriver with their fingers.
- **ROTOLINE TURN & BLOCK** : the end of the handle rotates, and can also be locked by just applying pressure to it. The rotating function helps in initial tightening, while the lock is used for final tightening.

"SMART DIAMETER" BLADE

The blades are turned to offer no excess thickness of the insulating material at the top of the blade in order to reach screws set in narrow recesses.



BLADE

High strength tempered and burnished steel for more precision.

INSULATED BLADE

The insulating sleeve is integral with the handle, injected directly around the blade. 1000 V insulation in accordance with electrical standard IEC 60900:2012 and mechanical standards ISO2380-1 and ISO8764-1. VDE certified.

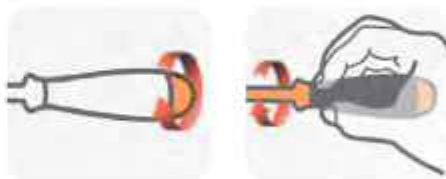
HANDLE

Ergonomic handle with high-quality soft coating for comfort and grip. The handle is designed for powerful and comfortable tightening. Four different handle dimensions are available, depending on the blade diameter. Markings are applied showing standard information and product number.

INITIAL TIGHTENING POSITION

The rotating ball of the handle is held in the palm and the fingers control the rotation of the screwdriver.

NB : According to regulations, wearing insulating gloves is mandatory.



ROUND END

The round end is absolutely smooth and shaped to suit the hollow of the palm for quick and precise rotation. The round end of the handle is marked with the symbol of the blade type, and the pictogram associated with the type of Rotoline model : Classic, Turn or Turn & Block.



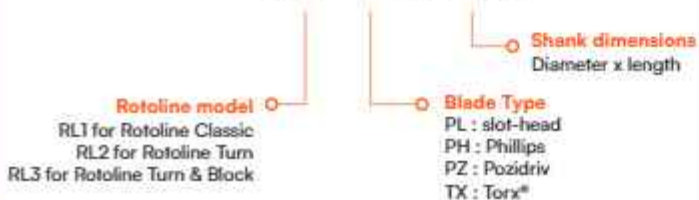
IDENTIFICATION RING

Each screwdriver has a coloured ring on the handle. The ring colour corresponds to the type of screwdriver blade, allowing a quick identification.





RL1-PL-8·150



Advantage

• The most complete range of screwdrivers : 70 models.

		OUR SELECTION		
Type of blade	Dimensions (shank Ø x shank length)	ROTOLINE CLASSIC Item number	ROTOLINE TURN Item number	ROTOLINE TURN & BLOCK Item number
SLOT-HEAD	2 x 70	RL1-PL-2·70*	RL2-PL-2x70*	-
	3 x 100	RL1-PL-3·100*	RL2-PL-3x100*	-
	3,5 x 120	RL1-PL-35x120	RL2-PL-35x120	-
	4 x 120	RL1-PL-4x120	RL2-PL-4x120	-
	5,5 x 100	RL1-PL-55x100	RL2-PL-55x100	-
	5,5 x 150	RL1-PL-55x150	RL2-PL-55x150	-
	6,5 x 150	RL1-PL-65x150	RL2-PL-65x150	-
	8 x 150	RL1-PL-8x150	RL2-PL-8x150	RL3-PL-8x150
	8 x 200	RL1-PL-8x200	RL2-PL-8x200	RL3-PL-8x200
	10 x 150	RL1-PL-10x150	RL2-PL-10x150	RL3-PL-10x150
10 x 250	RL1-PL-10x250	RL2-PL-10x250	RL3-PL-10x250	
12 x 200	RL1-PL-12x200	RL2-PL-12x200	RL3-PL-12x200	
PHILLIPS	N°0 - 4 x 75	RL1-PH-4x75	RL2-PH-4x75	-
	N°0 - 4 x 150	RL1-PH-4x150	RL2-PH-4x150	-
	N°1 - 5 x 100	RL1-PH-5x100	RL2-PH-5x100	-
	N°2 - 6 x 125	RL1-PH-6x125	RL2-PH-6x125	-
	N°3 - 8 x 150	RL1-PH-8x150	RL2-PH-8x150	RL3-PH-8x150
N°4 - 10 x 200	RL1-PH-10x200	RL2-PH-10x200	RL3-PH-10x200	
POZIDRIV	N°0 - 4 x 75	RL1-PZ-4x75	RL2-PZ-4x75	-
	N°0 - 4 x 150	RL1-PZ-4x150	RL2-PZ-4x150	-
	N°1 - 5 x 100	RL1-PZ-5x100	RL2-PZ-5x100	-
	N°2 - 6 x 125	RL1-PZ-6x125	RL2-PZ-6x125	-
	N°3 - 8 x 150	RL1-PZ-8x150	RL2-PZ-8x150	RL3-PZ-8x150
N°4 - 10 x 200	RL1-PZ-10x200	RL2-PZ-10x200	RL3-PZ-10x200	
TORX®	T10	RL1-TX-T10*	RL2-TX-T10*	-
	T20	RL1-TX-T20	RL2-TX-T20	-
	T27	RL1-TX-T27	RL2-TX-T27	-
	T30	RL1-TX-T30	RL2-TX-T30	-
	T45	RL1-TX-T45	RL2-TX-T45	RL3-TX-T45

* These models do not use a smart diameter.



/ IS18DB

1000V INSULATED SLOTTED SCREWDRIVER
WITH SMART DIAMETER BLADE
EN 60900 / IEC 60900 / ISO 2380-1

Advantages

- "Smart diameter blade" : no extra insulation thickness on head of tool to reach narrow recesses.
- Quick identification : Red ring and marking of the screwdriver's tip on the end of the handle.

/ USE

For tightening slotted screws.

/ TECHNICAL SPECIFICATIONS

Ergonomically designed bi-material handle for good support (especially with insulating gloves) and comfortable torque transmission.
Hanging hole (anti-fall).
Screwdriver tip : slotted.
Additional (non-standard) blade bending test.

Reference	Blade Ø	Blade length	Handle Ø	Handle length	Weight
IS18D84X120	4 mm	120 mm	27 mm	91 mm	45 g
IS18D855X150	5,5 mm	150 mm	32 mm	109 mm	65 g
IS18D865X150	6,5 mm				95 g
IS18D865x40	6,5 mm	50 mm	31 mm	55 mm	35 g
IS18D88X150	8 mm	150 mm	35 mm	123 mm	140 g
IS18D810X150	10 mm	150 mm	35 mm	123 mm	180 g

/ IC18DB

1000V INSULATED PHILLIPS SCREWDRIVER
WITH SMART DIAMETER BLADE
EN 60900 / IEC 60900 / ISO 8764-1

Advantages

- "Smart diameter blade" : no extra insulation thickness on head of tool to reach narrow recesses.
- Quick identification : yellow ring and marking of the screwdriver's tip on the end of the handle.

/ USE

For tightening Phillips screws.

/ TECHNICAL SPECIFICATIONS

Ergonomically designed bi-material handle for good support (especially with insulating gloves) and comfortable torque transmission.
Hanging hole (anti-fall).
Screwdriver tip : Phillips.
Additional (non-standard) blade bending test.

Reference	Blade Ø	Blade length	Handle Ø	Handle length	Weight
IC-18D84X75	4 mm	75 mm	27 mm	91 mm	40 g
IC18D85X100	5 mm	100 mm			50 g
IC18D86X125	6 mm	125 mm	32 mm	109 mm	80 g
IC18D88X150	8 mm	150 mm	35 mm	123 mm	140 g



/ IP18DB

1000V INSULATED POZIDRIV SCREWDRIVER
WITH SMART DIAMETER BLADE
EN 60900 / IEC 60900 / ISO 8764-1

Advantages

- "Smart diameter blade": no extra insulation thickness on head of tool to reach narrow recesses.
- Quick identification: Blue ring and marking of the screwdriver's tip on the end of the handle.

/ USE

For tightening Pozidriv screws.

/ TECHNICAL SPECIFICATIONS

Ergonomically designed bi-material handle for good support (especially with insulating gloves) and comfortable torque transmission.

Hanging hole (anti-fall).

Screwdriver tip: Pozidriv.

Additional (non-standard) blade bending test.

Reference	Blade Ø	Blade length	Handle Ø	Handle length	Weight	
IP18D84x75	4 mm	75 mm	27 mm	91 mm	40 g	
IP18D85X100	5 mm	100 mm		50 g		
IP18D86X125	6 mm	125 mm		32 mm	109 mm	80 g
IP18D88X150	8 mm	150 mm		32 mm	123 mm	140 g



/ TC4

1000V INSULATED SCREWDRIVER FOR ROUND HEADED
OR CONICAL SQUARE COUNTERSUNK SCREWS
EN 60900 / IEC 60900

/ USE

For tightening square socket screws.

/ TECHNICAL SPECIFICATIONS

The ergonomic shape of the handle ensures a good grip, especially when using gloves, and a high torque with limited effort.

Reference	Length	Square	Screw diameter
TC4N1	215 mm	2,35 mm	3-3,5 mm
TC4N2	225 mm	2,9 mm	4-5 mm
TC4N3		3,4 mm	6 mm



/ TFA

1000V INSULATED HANDLE WITH FLEXIBLE SHAFT AND
MAGNETIC TIP
EN 60900 / IEC 60900

/ USE

This tool is designed to access and retrieve small metal components (such as screws, nuts, washers, etc.) in hard-to-reach areas.

/ TECHNICAL SPECIFICATIONS

This tool consists of a handle and a flexible rod with a magnet at its tip. Maximum load/lift force: 120 g

Reference	Length	Square	Screw diameter
TFA	215 mm	2,35 mm	3-3,5 mm



/ TLF8

LEVER SCREWDRIVER WITH FLAT BLADE Ø 8 MM*

/ USE

This tool facilitates the leverage operations required in different configurations (e.g. removing wood panels and meters).

/ TECHNICAL SPECIFICATIONS

Large cross-section blade limits the effect of elasticity when levering. Flat blade with a 15° angle. This tool is not an insulated tool.

Reference	Length	Weight
TLFB	305 mm	150 g

/ **MS220**

INSULATED ANGLED BOX-END WRENCH

IEC 60900 / ISO 681 / ISO 1711-1

/ **USE**

Special socket-style shape designed for screw head locking.

/ **TECHNICAL SPECIFICATIONS**

Hardness : 39 HRC mini.

Reference	Size	Length	Weight
MS220-13	13 mm	150 mm	440 g
MSHU220-14	14 mm		450 g
MSHU220-17	17 mm		700 g
MSHU220-19	19 mm		

/ **MS51**

1000V INSULATED SINGLE HEAD BENT SOCKET SPANNER 6-SIDED

EN 60900 / IEC 60900 / ISO 681 / ISO 1711-1

/ **USE**

Socket wrench specially designed for TRS (Reduced size Urban Low Voltage Switchboard).

/ **TECHNICAL SPECIFICATIONS**

End stop on the handle for a good grip.

Reference	Length	Diameter	Weight
MS51 16	320 mm	16 mm	680 g
MS51 17		17 mm	

/ **MS51T**

1000V INSULATED BENT TORX® KEY T50

EN 60900 / IEC 60900

/ **USE**

Designed to be used on IP2X Low Voltage switchboards - TIPI (Power and Information Interface Switchboard).

/ **TECHNICAL SPECIFICATIONS**

Large handle for easy torque transmission.

Reference	Length	Diameter	Weight
MS51T	375 mm	TORX® T50	300 g



/ HTLC4 - HTLC5

1000V INSULATED TORQUE LIMITING SCREWDRIVER 4,5 NM

EN 80900 / CEI 80900 / EN ISO 8789

Advantages

- Turned blade for access to confined areas, 1000 V insulated
- Interchangeable blade
- Rough finish for a secure hold



/ USE

In order to guarantee the optimum tightening torque and to facilitate the work of technicians, SIBILLE OUTILLAGE offers a torque limiting screwdriver preset at 4.5 Nm and 5 Nm.

When the torque is reached, the dynamometric device is triggered, thus ensuring optimal screwing. Automatic reset.

/ TECHNICAL SPECIFICATIONS

- Fixed torque factory preset to 4.5Nm or 5Nm depending on model.
- Delivered with a calibration certificate.
- Each tool is marked with a serial number for traceability and is fitted with an NFC tag.

The screwdriver is supplied with a set of 3 removable blades:

- Short insulated hexagonal blade for 4 mm hexagonal socket screws.
 - Long insulated hexagonal blade for 4 mm hexagon socket screws.
 - Long insulated blade for 6.5 mm slotted head screws.
- Complete set delivered in a canvas bag.

Reference	Description
HTLC4	1000V insulated torque limiting screwdriver 4,5 Nm
HTLC5	1000V insulated torque limiting screwdriver 5 Nm

Spare parts	Description
IS1BAI-6.5	Long, insulated bit for 6,5 mm slotted head screws
IS64AI-4	Short, insulated bit for 4 mm hex key screws
IS64ALI-4	Long, insulated bit for 4 mm hex key screws
TLC4	4 Nm - 2,95 lbf.ft - 35,4 lbf.in torque limiting screwdriver without bit
TLC5	5 Nm - 3,7 lbf.ft in torque limiting screwdriver without bit

Options	Description
IS64ALI-3	Insulated long blade 6-sided 3 mm
IT1BAI-25	Insulated Torx blade T25



/ WRENCHES, T-WRENCHES, ADJUSTABLE SPANNERS, RING SPANNERS

	WRENCHES		T-WRENCHES	
				
	MS16	MS16Q	MS19	MS34
Description	15° inclined head	« quick » clamping	long version	small size
Opening	5 to 36 mm	8 to 19 mm	6 sides Ø 10 to 22 mm 12 sides Ø 18 to 22 mm	6 sides Ø 6 to 21 mm

/ SOCKET WRENCH, CROSS SPANNER, NUT DRIVER, BENT MALE HEX KEY, T-HANDLE HEX KEYS, HEX KEY DRIVER WITH HANDLE, SINGLE HEAD CRANKED RING SPANNER

	SOCKET WRENCH	CROSS SPANNER	NUT DRIVER	
				
	MS20	IS39	RL-36	
Description				
Opening	12 sides Ø 10 to 36 mm	6 sides	6 sides Ø 6 to 20 mm	



ADJUSTABLE SPANNERS		RING SPANNERS		
				
MS7	MS7S	MS41	MS38	MS41-12P
		ratchet	15° inclined head	ratchet
13 to 43 mm	24 to 34 mm	6 sides Ø 10 to 22 mm	12 sides Ø 5 to 26 mm	12 sides Ø 8 to 22 mm

BENT MALE HEX KEY	T-HANDLE HEX KEYS	HEX KEY DRIVER WITH HANDLE	SINGLE HEAD CRANKED RING SPANNER
			
MS23	IS23TPC-IS23TPL	IS64	MS21
90° angled head	T-handle — short and long version		Counter-angled head
6 sides Ø 3 to 11 mm	6 sides Ø 3 to 8 mm	6 sides Ø 2,5 to 8 mm	12 sides Ø 6 to 32 mm



/ RATCHET SPANNER, T-WRENCHES, EXTENSIONS

	Radio 1/4" (6,35 mm)			Junior 3/8" (9,53 mm)						
										
	MS55	MS54	MS54L	MS85	MS85P	MS85PC	MS84	MS84P	MS84L	MS84LP
Type	Reversible ratchet spanner	Short extension bar	Long extension bar	Reversible ratchet spanner	Reversible compact ratchet spanners	Alargadera corta		Short extension bar		
Mechanical locking					•	•		•		•
Interchangeability				•	•		•		•	•

/ SOCKETS

	Radio 1/4" (6,35 mm)		Junior 3/8" (9,53 mm)					
								
	MS56	MS57	MS77	MS77L	MS77MAG	MS86	MS86L	MS87
Type	Female	Male	Female	Female long series	Magnetic female	Female	Female long series	Male
Aperture	6 sides	6 sides	6 sides	6 sides	6 sides	12 sides	12 sides	6 sides
Diameter	4 to 14 mm 3/16" to 9/16"	3 to 7 mm 1/8" to 5/16"	6 to 26 mm 3/8" to 13/16"	8 to 24 mm	13 to 21 mm	8 to 24 mm 5/16" to 7/8"	8 to 24 mm 1/4" to 7/8"	3 to 10 mm 1/8" to 3/8"

/ TORQUE SPANNERS

	Junior 3/8" (9,53 mm)			Standard 1/2" (12,7 mm)	
					
	MS100ND	MS100NOP	MS100N1-3/8	MS100N1-1/2	MS100N2-1/2
Specificity		Mechanical locking			
Capacity	4 - 20 Nm		8-50 Nm	5-40 Nm	30-150 Nm



Standard 1/2" (12,7 mm)											
MS72J	MS72JP	MS72JLC4	MS65	MS65P	MS71	MS71P	MS71L	MS71LP	MS72S	MS72SP	
T-wrench		Torque T-wrench 4Nm	Reversible ratchet spanner		Short extension bar		Long extension bar		T-wrench		


Standard 1/2" (12,7 mm)										
MS87P	MS87MAG	MS77E	MS87T	MS84LC	MS66 6P	MS66L 6P	MS66 12P	MS66L 12P	MS67	
Male long series	Magnetic male	Female	Male	Socket with torque limiter	Female	Female long series	Female	Female long series	Male	
6 sides	6 sides	Torx®	Torx®		6 sides	6 sides	6 sides	6 sides	6 sides	
3 to 10 mm	8 to 10 mm	E08 to E20	T15 to T50	4 - 8 -18 Nm	8 to 31 mm	10 to 24 mm	8 to 32 mm 3/8" to 1.1/4"	12 to 32 mm 5/16" to 1.1/4"	4 to 19 mm 1/4" to 5/8"	

/ ADAPTERS

	MS95	MS96	MS91	MS70	MS90
Type	Augmenter	Reducer	Augmenter	Reducer	Reducer
Diameter	1/4" > 3/8"	3/8" > 1/4"	3/8" > 1/2"	1/2" > 1/4"	1/2" > 1/4"



/ COMPOSITION 3/8"

Reference	Descripción			
				
		MS89	MS89V01	MS89V02
MS84	Short extension 3/8" 140 mm	•		
MS85	Insulated reversible ratchet spanner 3/8" 185 mm	•	•	
MS85P	Reversible insulated ratchet wrench 3/8" with mechanical locking			•
MS85PC	Compact reversible insulated ratchet spanner 3/8" with mechanical locking		•	
MS84P	Short extension 3/8" with mechanical locking		•	•
MS77 08	6 sides insulated female hexagonal socket 3/8" 8 mm	•	•	•
MS77 10	6 sides insulated female hexagonal socket 3/8" 10 mm	•	•	•
MS77 12	6 sides insulated female hexagonal socket 3/8" 12 mm			
MS77 13	6 sides insulated female hexagonal socket 3/8" 13 mm	•	•	•
MS77 14	6 sides insulated female hexagonal socket 3/8" 14 mm		•	•
MS77 16	6 sides insulated female hexagonal socket 3/8" 16 mm		•	•
MS77 17	6 sides insulated female hexagonal socket 3/8" 17 mm		•	•
MS77 18	6 sides insulated female hexagonal socket 3/8" 18 mm		•	•
MS77 19	6 sides insulated female hexagonal socket 3/8" 19 mm		•	•
MS77 21	6 sides insulated female hexagonal socket 3/8" 21 mm		•	•
MS77 22	6 sides insulated female hexagonal socket 3/8" 22 mm		•	•
MS77 23	6 sides insulated female hexagonal socket 3/8" 23 mm		•	•
MS77L 16	6 sides insulated female hexagonal socket 3/8" long series - 16 mm			
MS77L 17	6 sides insulated female hexagonal socket 3/8" long series - 17 mm			
MS77L 18	6 sides insulated female hexagonal socket 3/8" long series - 18 mm			
MS77L 19	6 sides insulated female hexagonal socket 3/8" long series - 19 mm			
MS77L 21	6 sides insulated female hexagonal socket 3/8" long series - 21 mm			
MS77L 22	6 sides insulated female hexagonal socket 3/8" long series - 22 mm			
MS87 04	6 sides insulated male hexagonal socket 3/8" - 4 mm		•	•
MS87 05	6 sides insulated male hexagonal socket 3/8" - 5 mm	•	•	•
MS87 06	6 sides insulated male hexagonal socket 3/8" - 6 mm		•	•
MS87 08	6 sides insulated male hexagonal socket 3/8" - 8 mm		•	•



/ COMPOSITION 1/4"

Reference	Descripción		
		<p>MS59S</p>	<p>MS59</p>
MS55	Reversible insulated ratchet spanner 1/4"	•	•
MS54L 166	Long extension bar 1/4"		
MS54 T16	Long extension bar 1/4"		
MS56 04	6 sides insulated female hexagonal socket 1/4" 4 mm		
MS56 05	6 sides insulated female hexagonal socket 1/4" 5 mm		
MS56 06	6 sides insulated female hexagonal socket 1/4" 6 mm		
MS56 07	6 sides insulated female hexagonal socket 1/4" 7 mm		
MS56 08	6 sides insulated female hexagonal socket 1/4" 8 mm	•	•
MS56 09	6 sides insulated female hexagonal socket 1/4" 9 mm		
MS56 10	6 sides insulated female hexagonal socket 1/4" 10 mm	•	•
MS56 11	6 sides insulated female hexagonal socket 1/4" 11 mm		
MS56 12	6 sides insulated female hexagonal socket 1/4" 12 mm	•	
MS56 13	6 sides insulated female hexagonal socket 1/4" 13 mm		•
MS56 14	6 sides insulated female hexagonal socket 1/4" 14 mm		
MS57 03	6 sides insulated male hexagonal socket 1/4" 3 mm		
MS57 04	6 sides insulated male hexagonal socket 1/4" 4 mm		
MS57 05	6 sides insulated male hexagonal socket 1/4" 5 mm	•	•
MS57 06	6 sides insulated male hexagonal socket 1/4" 6 mm		
MS57 07	6 sides insulated male hexagonal socket 1/4" 7 mm		



/ IS82R NEW

1000V INSULATED KNIFE
WITH RETRACTABLE BLADE
FOR TPC CABLE PROTECTION TUBES

CEI60900

Advantages

- Retractable blade with push button at the end of the handle.
- Protective guard at the front and back of the handle to prevent slipping of the hand out of use the blade may be fully retracted in the handle to avoid any risk.

/ USE

Knife designed for cutting and opening :

- TPC sheaths (protective tubes for pipes or energy cables)
- Sheaths (telecom - gas - water - optical fibre) up to 200 mm diameter

/ TECHNICAL SPECIFICATIONS

- Triangular double-edged blade with non-cutting tip. With this shape, there is no more risk of damaging cables (electric arc) or cable sheaths inside the protection tubes.
- Blade locking in working position by pressure and turning 1/4 of the button.
- 2 output positions for the blade : 10 mm and 18 mm.
- The front plate of the knife can be removed to allow the blade block to be changed. (reference: 290610).

Reference	Dimensions	Weight
IS82R	185 x 58 x 38 mm	160 g

Spare parts	Description
BLOC-LAME-IS82R	Spare blade block



Transversal
section



Longitudinal
section



Spare blade block





/ OMF INNOVATION

1000V INSULATED MULTIFUNCTION TOOL

EN 60900 / CEI 80900

Advantages

- Multifunction tool 4 in 1.
- The handle is ergonomically designed to allow a good grip with gloves and an easy transmission of the effort, while being compact.



/ USE

Hybrid tool for cutting, stripping of small cables and opening/closing of various electrical boxes and cabinets.

The different functions:

- 1 - A straight knife blade (with scraper on the back of the blade).
- 2 - A 11 mm female triangle wrench (for opening electrical boxes and cabinets).
- 3 - A 4,5 x 9 mm rectangular key (for duct doors, S 300, gas valves)
- 4 - A trapezoidal key with a conical end of 7 to 5 mm on 2 cm (for old closing).

Each of the functions folds into the handle of the tool.

/ TECHNICAL SPECIFICATIONS

Insulated tool made up of different working heads without electrical continuity between them (because of the insulating material loaded with fibreglass for an optimal mechanical resistance).

Hanging system at the handle ⇒ anti-drop.

Knife blade with electrolytic polishing ⇒ increased life span.

NOTE: Possibility to customize the working heads (e.g.: 14 mm female square wrench for gas valves, 14 mm female triangle wrench,...)

Reference	Dimensions	Weight
OMF	145 x 40 x 23 mm	160 g

Spare parte	Description
LAME-OMF	Overmoulded knife blade + pin
CLE-TR11-OMF	Triangular key 11 mm + pin
CLE-TR14-OMF	Triangular key 14 mm + pin
CLE-RECT-OMF	Rectangular key + pin
CLE-TRAP-OMF	Trapezoidal key + pin
CLE-CAT4-OMF	Square key 14 mm + pin



/ MS36T

1000V INSULATED TRIANGULAR SOCKET SPANNER 11 MM WITH HANDLE

NF EN 60900 / IEC 60900 / FT BT 401

/ USE

To be used on triangular socket screws of electrical boxes and cabinets.

/ TECHNICAL SPECIFICATIONS

Blades in treated steel. Insulated body, except for the tip to ease the penetration into screw holes. Burnished tip

Reference	Blade length	Length	Weight
MS36T	180 mm	300 mm	180 g



/ IS77

1000V INSULATED KNIFE WITH LONG BLADE
EN 60900 / CEI 60900

/ USE

Overhead and underground networks, indoor electrical installations. Sharpening is recommended using sharpener AO2.

/ TECHNICAL SPECIFICATIONS

Hardened stainless steel blade. Stainless steel blade, injection-moulded insulation. Electrolytic polish finish for durability of the cutting edge. Insulation is attached to the blade at 6 points to ensure it stays in place when stripping. Weighted handle for good balance and to prevent the tool from falling onto the blade. The guide carved into the blade guard allows guidance during longitudinal stripping of a conductor. Supplied in a soft case.

Reference	Blade type	Blade length	Length	Weight
IS77	Thick	62 mm	180 mm	100 g



/ IS79

1000V INSULATED KNIFE WITH SHORT BLADE
EN 60900 / CEI 60900

/ USE

Designed for the stripping of small section cables. Sharpening is recommended using sharpener AO2.

/ TECHNICAL SPECIFICATIONS

Hardened stainless steel blade. Electrolytic polish finish ensures durability of the cutting edge. Insulation is attached to the blade at 6 points to ensure it stays in place when stripping. Weighted handle for good balance and to prevent the tool from falling onto the blade. The guide carved into the blade guard allows guidance during longitudinal stripping of a conductor. Supplied in a soft case.

Reference	Blade length	Length	Weight
IS79	40 mm	160 mm	100 g

/ IS80C

OUR SELECTION

1000 V INSULATING KNIFE WITH CERAMIC HANDLE

NF EN 60900 / CEI 60900

Advantages

- Insulating knife with a ceramic cutting blade with no metal parts or inserts making it a safe product.
- Remains efficient over time; ceramic blade therefore stainless, no wear, no sharpening.
- Reduced weight compared to a conventional knife.
- Removable protective cap in the handle by rotation :
 - Allows the blade to be protected when stored in a toolbox.
 - Protects the user from accidental cuts.



/ USE

This tool doesn't cut metal strip.

Reference	Blade length	Length	Weight
IS80C	65 mm	200 mm	60 g

/ TECHNICAL SPECIFICATIONS

High cutting performance: precise cutting, control of the gesture. Notched handle to optimise the grip. Hand guard to prevent the hand from sliding towards the blade. Large handle for a better grip and more comfort.



/ IS22

1000V INSULATED FLUSH AND STRAIGHT CUT SAW MOUNT
EN 60900 / CEI 60900

/ TECHNICAL SPECIFICATIONS

Forged steel frame, injection insulated, guaranteeing high rigidity and mechanical resistance. One-piece, adjustable. Blade tension adjustment by 2 knobs. Frame delivered with 1 blade 24 TPI (10 teeth/cm).

Reference	Blade	Length	Weight
IS22	297 to 304 mm	450 mm	740 g

/ Accessories

Reference	Description
L10 06D	Steel hacksaw spare blade 300 mm 8 teeth/cm
L10 10D	Steel hacksaw spare blade 300 mm 10 teeth/cm
L10 12D	Steel hacksaw spare blade 300 mm 12 teeth/cm
L15 8D	Steel hacksaw spare blade 300 mm 8 teeth/cm
L15 12D	Steel hacksaw spare blade 300 mm 12 teeth/cm



/ MS22J

INSULATED JUNIOR HACKSAW
EN 60900 / IEC 60900

/ USE

Used for more precise cutting, for cutting in confined areas or for applications that require a neater finish.

/ TECHNICAL SPECIFICATIONS

Fully insulated steel frame with a 130 mm blade.

Reference	Blade	Length	Weight
MS22J	130 mm	265 mm	160 g

/ MS2-XL **OUR SELECTION**

MS2E-XL

1000V INSULATED ELECTRICIAN SCISSORS

NF EN 60900 / IEC 60900 / FT BT 401

Advantages

- Large size finger rings particularly suitable for use with insulating and overgloves.
- Ambidextrous model, for right and left handed users.

/ USE

For cutting cable strands, cable straps, E4R heat shrink sleeves. 2 versions available: insulated and fully insulated.

Reference	Version	Blade length	Length	Weight
MS2-XL	Insulated	35 mm	155 mm	160 g
MS2E-XL	Fully insulated			175 g

/ Accessories

Reference	Description
ETC170	Protective case 145 x 77 mm

/ TECHNICAL SPECIFICATIONS

XC40 steel blades. Straight cutting shear type. Screw hinge. Pointed tip.





/ MS2P

1000V INSULATED SCISSOR CLAMP
NF EN 60900 / IEC 60900 / EN 10020

/ TECHNICAL SPECIFICATIONS

High-performance steel with burnishing treatment. Adjustable, nickel-plated central screw.
Flexible joint with no hard points, quality of cut thanks to :
Cutting edge of 1st blade with micro-serration to prevent the conductor to be cut from coming out and 2nd blade with flush cut.
A guard to prevent the hand from sliding towards the conductive parts of the tool.
Insulating reinforcements at the ends of the arms to protect against impact.
Arm profile to prevent pinching.
Cleaning: with a soft, dry cloth.

Reference	Length	Length of uncoated head	Cutter length	Arm width	Weight
MS2P	185 ⁺¹⁰ mm	70 ⁺² mm	35 mm maxi	50 ⁺² mm	180 g



/ ISPI

1000V INSULATING HANDLE FOR EARTH RODS

/ USE

Product allowing the installation of marker posts or earth rods in complete safety, compatible with rods type 701.

/ TECHNICAL SPECIFICATIONS

Made of insulating material resistant to a voltage of 17 kV
Opening diameter for rods up to 24 mm diameter.
Steel anvil Ø 40mm (on request anvil made of nonconductive material)
Distance between the 2 protective guards: 130 mm
Profile of the guards limiting the "rolling effect".
Hole of 6 mm diameter allowing the passage of a strap

Reference	Weight
ISPI	540 g

/ ISMAG NEW

INSULATING MAGNET

Advantages

- Compact
- Lift force (8 Kg)
- Quick and easy to use
- Stackable
- No additional tools required for implementation

/ USE

For securing and holding insulating mats (ref TNIOOR: TN10 or TN05) used in electrical cabinets, switchboards or boxes, also used for battery pack mats on electric vehicles.

Reference	Description	Weight
ISMAG	Insulating magnet	110 g





/ MSPC NEW

INSULATING BENT BRUSH 1000V
NF EN 60900 / IEC 80900



/ TECHNICAL SPECIFICATIONS

Tool with no visible conductive parts.
For cleaning and dusting connectors,...
Interchangeable tool head, fixed to the handle with an insulating screw (slotted head) (with M3 thread).
Angled head for good visibility during use.
Cleaning: with a soft, dry cloth.

Reference	Length	Brush head width	Weight
MSPC	410 ⁺¹⁰ mm	35 mm	180 g



/ TFM8 TFM10

INSULATED FUSE EXTRACTOR SCREWDRIVER
NF EN 60900 / IEC 60900 / FT BT 401

/ TECHNICAL SPECIFICATIONS

Tool for extracting specific fuses with M8 or M10 threads.
Handle profile for good torque transmission.

Reference	Thread	Blade length	Handle	Handle length	Weight
TFM8	M8	150 mm	25 mm	105 mm	205 g
TFM10	M10				



/ TWISTER90

INSULATING BENDING TOOL FOR 50 TO 300 MM² SOLID ALUMINIUM CONDUCTOR UNDERGROUND CABLES
EN 60900 / IEC 60900

Advantages

- 1 tool for 8 phase cross-sections
- Compact
- Lightweight
- Tool length suitable for efficient transmission of effort.

/ USE

Bending tool for 50 to 300 m² solid aluminium conductor underground cables.

/ TECHNICAL SPECIFICATIONS

Insulating tool : fully non-metallic
Cross sections : 50 mm² - 70 mm²
- 95 mm² - 120 mm² - 150 mm² -
185 mm² - 240 mm² - 300 mm²

Reference	Length	Weight
TWISTER90	250 mm	200 g



/ 5544E

INSULATING SEPARATOR WITH GROOVE

Advantages

- Safety : accurate guide of the cable cutter blades.

/ USE

Designed for moving apart and protecting the cable during the use of a cable cutter.

Reference	Length	Weight
5544E	225 mm	240 g



/ TC120

INSULATING WEDGE

/ USE

Both wedge sides have 4 half-rounded grooves to separate the conductors of aerial bundled cables.

/ TECHNICAL SPECIFICATIONS

Made of polyamide 6.

Reference	Dimensions	Weight
TC120	160 x 55 x 35 mm	110 g



/ TE04

INSULATING WEDGE SEPARATOR

/ USE

This insulating wedge separator is used for separating a conductor in ABC overhead cable or an underground cable in order to enable a localized operation on this conductor.

/ TECHNICAL SPECIFICATIONS

The insulating wedge separator is composed of 2 wedges linked with a 1 meter long cord. Each orange wedge is made of strong synthetic material, resisting to UV rays, bumps and freezes. 4 spaces are possible: A hole at the extremity enables insertion of a tool to make the rotation through 90° easier, permitting the separation from 2 to 4 cm. Very smooth ribs and a slight penetration angle make wedge insertion in the cable easier.

Reference	Dimensions	Weight
TE04	230 x 45 x 25 mm	260 g



OUR NEW RANGE OF PREMIUM TOOLS WITH A LIFETIME WARRANTY

A LIFETIME WARRANTY AGAINST DEFECTS IN MATERIALS AND WORKMANSHIP.

MORE THAN 120 REFERENCES AVAILABLE



TRANSITIONING TOWARDS A CIRCULAR ECONOMY

A NEW LIFE FOR YOUR TOOLS

Aware of our environmental impact, we have developed a recycling and reprocessing industry for its Insulated tools.

REUSED FORGES
The forges, isolated from their PVC, are cleaned and checked. When the forges are in good condition and reusable, Sibille Outillage offers a quotation for the repair (new insulation) thus reducing the cost of acquiring new tools for its customers.



1



DETECTED NON-CONFORMING TOOL

2



CRYOGENIC TREATMENT

We have chosen the cryogenic treatment to treat the non-conforming tools. This technique makes the PVC easily brittle to separate the PVC from the forging of the tools without the use of solvents or other chemical products.

3

RECOVERED PVC

The recovered PVC material is "clean" and can thus be redirected to an external reprocessing subsidiary which will ensure its transformation into new products (shoe soles, children's games, etc.).



4



Reference	Dimensions	Weight
KITSO-01	Set of 5 insulated tools in transport case	340 x 290 x 70 mm

/ KITSO-01

SET OF 5 INSULATED TOOLS IN TRANSPORT CASE

/ USE

Kit for electrical work.

/ TECHNICAL SPECIFICATIONS

Case holds up to 10 tools (5 pliers + 5 screwdrivers)
Wide elastic band to hold products in place
Internal pocket for documents and protection between tools
Sturdy carrying handle
Zipped closure
Dimensions: 340x300x80mm Empty weight: 600 g.

/ This product contains

Reference	Description
V100I-S0	Carrying case
MS4 185	1000V Insulated universal pliers 185 mm
MS27 250	1000V Insulated double slip-joint adjustable pliers 250 mm
MS43 175	1000V Insulated stripping pliers
MS13 165	1000V Insulated half-round 45° bent nose pliers 185 mm
MS305 165	1000V Insulated cable cutting and stripping pliers 165 mm

Other compositions available on request.



Reference	Dimensions	Weight
KITSO-02	Set of 8 insulated tools in transport case	340 x 290 x 70 mm

/ KITSO-02

SET OF TOOLS IN TRANSPORT CASE

/ USE

Kit for electrical work.

/ TECHNICAL SPECIFICATIONS

Case holds up to 10 tools (5 pliers + 5 screwdrivers)
Wide elastic band to hold products in place
Internal pocket for documents and protection between tools
Sturdy carrying handle
Zipped closure
Dimensions: 340x300x80mm Empty weight: 600 g.

/ This product contains

Reference	Description
V100I-S0	Carrying case
RL1-PZ-5X100	1000V Insulated Pozidriv screwdriver - 5 x 100 mm
RL1-PZ-6X125	1000V Insulated Pozidriv screwdriver 6 x 125 mm
RL1-PL-4X120	1000V Insulated slotted screwdriver 4 x 120 mm
RL1-PL-5.5X150	1000V Insulated slotted screwdriver 5.5 x 150 mm
RL1-PL-8X200	1000V Insulated slotted screwdriver 8 x 200 mm
MS43 175	1000V Insulated stripping pliers
MS13 165	1000V Insulated half-round 45° bent nose pliers
MS305 165	1000V Insulated cable cutting and stripping pliers

Other compositions available on request.



Reference	Dimensions	Weight
KITSO-03	Set of 10 insulated tools in transport case	340 x 290 x 70 mm

/ KITSO-03

SET OF 10 INSULATED TOOLS IN TRANSPORT CASE

/ USE

Kit for electrical work.

/ TECHNICAL SPECIFICATIONS

Case holds up to 10 tools (5 pliers + 5 screwdrivers)
Wide elastic band to hold products in place
Internal pocket for documents and protection between tools
Sturdy carrying handle
Zipped closure
Dimensions: 340x300x80mm Empty weight: 600 g.

/ This product contains

Reference	Description
V100I-S0	Carrying case
RL1-PZ-5X100	1000V Insulated Pozidriv screwdriver 5 x 100 mm
RL1-PZ-6X125	1000V Insulated Pozidriv screwdriver 6 x 125 mm
RL1-PL-4X120	1000V Insulated slotted screwdriver 4 x 120 mm
RL1-PL-5,5X150	1000V Insulated slotted screwdriver 5,5 x 150 mm
RL1-PL-8X200	1000V Insulated slotted screwdriver 8 x 200 mm
MS4 185	1000V Insulated universal pliers 185 mm
MS27 250	1000V Insulated double slip-joint adjustable pliers
MS43 175	1000V Insulated stripping pliers
MS13 165	1000V Insulated half-round 45° bent nose pliers
MS30S 165	1000V Insulated cable cutting and stripping pliers

Other compositions available on request.



Reference	Dimensions	Weight
KITSO-04	Set of 8 insulated tools in transport case with insulating gloves and overgloves	340 x 290 x 70 mm

/ KITSO-04

SET OF 8 INSULATED TOOLS IN TRANSPORT CASE WITH INSULATING GLOVES AND OVERGLOVES

/ TECHNICAL SPECIFICATIONS

Case holds up to 10 tools (5 pliers + 5 screwdrivers)
Wide elastic band to hold products in place
Internal pocket for documents and protection between tools
Sturdy carrying handle
Zipped closure
Dimensions: 340x300x80mm Empty weight: 600 g.

/ This product contains

Reference	Description
V100I-S0	Carrying case
MS15	1000V Insulated round nose pliers 170 mm
MS43	1000V Insulated stripping pliers
MS60 165	Insulated diagonal cutting pliers 165 mm
IS78	1000V Insulated knife with long slim blade
RL1-PL-4X120	1000V Insulated slotted screwdriver 4 x 120 mm
RL1-PL-5,5X150	1000V Insulated slotted screwdriver 5,5 x 150 mm
RL1-PH-5X100	1000V Insulated Phillips screwdriver 5 x 100 mm

Other compositions available on request.



/ KITSO-05

ELECTRICAL METER REPLACEMENT TOOL SET - ESSENTIAL KIT, 17 TOOLS

/ USE

Kit for electrical work.

/ TECHNICAL SPECIFICATIONS

Backpack with trolley system and telescopic handle

Dedicated compartments for each tool

(up to 60 products)

Equipment arranged to follow work procedures

Robust carrying handle

Dimensions: 56 x 44 x 27 cm Empty weight: 3.5 Kg



Reference	Description
KITSO-05	Set of 18 insulated tools with toolbag

/ This product contains

Reference	Description
LI-PL-4X120	1000V Insulated slotted screwdriver 4 x 120 mm Rotoline Classic
RLI-PL-55X100	1000V Insulated slotted screwdriver 5,5 x 100 mm Rotoline Classic
RLI-PL-65X150	1000V Insulated slotted screwdriver 6,5 x 150 mm Rotoline Classic
RLI-PL-8X150	1000V Insulated slotted screwdriver 8 x 150 mm Rotoline Classic
RLI-PH-5X100	1000V Insulated Phillips screwdriver n°1 - 5 x 100 mm Rotoline Classic
RLI-PH-6X125	1000V Insulated Phillips screwdriver n°2 - 6 x 125 mm Rotoline Classic
M54 185	1000V Insulated universal pliers 185 mm
M543 175	1000V Insulated stripping pliers
M527 250	1000V Insulated double slip-joint adjustable pliers 250 mm
M523 SET1	Set of 3 insulated male hex keys 90° bent - 4 / 5 / 6 mm
M545 230	1000V Insulated cable cutting pliers Ø 24 mm
MC451 XL	1000V Hybrid cable cutting pliers Ø 16 mm
M57 260	1000V Insulated adjustable spanner 260 mm
I578	1000V Insulated knife with long slim blade
M55 175	1000V Insulated diagonal cutting pliers 175 mm
MCTICE-XL	1000V Insulating long flat nose pliers - handle size XL
SADT-25	Trolley backpack for PPE and tools

Other compositions available on request.



/ KITSO-06

ELECTRICAL METER REPLACEMENT TOOL SET - PRO KIT

/ USE

Kit for electrical work.

/ TECHNICAL SPECIFICATIONS

Backpack with trolley system and telescopic handle
 Dedicated compartments for each tool
 (up to 60 products)
 Equipment arranged to follow work procedures
 Robust carrying handle
 Dimensions: 56 x 44 x 27 cm Empty weight: 3.5 Kg

/ This product contains

Reference	Description
RL1-PL-4X120	1000V Insulated slotted screwdriver 4 x 120 mm Rotoline Classic
RL1-PL-55X150	1000V Insulated slotted screwdriver 5,5 x 150 mm Rotoline Classic
RL1-PL-65X150	1000V Insulated slotted screwdriver 6,5 x 150 mm Rotoline Classic
RL1-PL-8X150	1000V Insulated slotted screwdriver 8 x 150 mm Rotoline Classic
RL1-PH-5X100	1000V Insulated Phillips screwdriver n°1 - 5 x 100 mm Rotoline Classic
RL1-PH-6X125	1000V Insulated Phillips screwdriver n°2 - 6 x 125 mm Rotoline Classic
MS4 185	1000V Insulated universal pliers 185 mm
MS43 175	1000V Insulated stripping pliers
MS27 250	1000V Insulated double slip-joint adjustable pliers 250 mm
MS45 230	1000V Insulated cable cutting pliers Ø 24 mm
MS7 260	1000V Insulated adjustable spanner 260 mm
MC45I XL	1000V Hybrid cable cutting pliers Ø 16 mm
IS78	1000V Insulated knife with long slim blade
MS5 175	1000V Insulated diagonal cutting pliers 175 mm
MCTICE-XL	1000V Insulating long flat nose pliers - handle size XL
MS23 SET1	Set of 3 insulated male hex keys 90° bent - 4 / 5 / 6 mm
MS85P	1000V Insulated reversible ratchet spanner 3/8" with mechanical locking, standard version
MS84P	1000V Insulated short socket extension 3/8" with mechanical locking
MS77 SET5	Set of 10 insulated female hexagonal sockets - 3/8" (9,53 mm) square drive - 8 / 10 / 12 / 13 / 14 / 16 / 17 / 18 / 19 / 21 mm
SADT-25	Trolley backpack for PPE and tools

Other compositions available on request.



Reference	Description	Dimensions
KITSO-06	Electrical meter replacement tool set - Pro kit	400 x 550 x 350 mm



/ KITSO-07

ELECTRICAL METER REPLACEMENT TOOL SET - EXCELLIUM KIT, 42 TOOLS

/ USE

Kit for electrical work.

/ TECHNICAL SPECIFICATIONS

Backpack with trolley system and telescopic handle
Dedicated compartments for each tool

(up to 60 products)

Equipment arranged to follow work procedures

Robust carrying handle

Dimensions: 56 x 44 x 27 cm Empty weight: 3.5 Kg

/ This product contains

Reference	Description
RL1-PL-4X120	1000V Insulated slotted screwdriver 4 x 120 mm Rotoline Classic
RL1-PL-55X150	1000V Insulated slotted screwdriver 5,5 x 150 mm Rotoline Classic
RL1-PL-65X150	1000V Insulated slotted screwdriver 6,5 x 150 mm Rotoline Classic
RL1-PH-5X100	1000V Insulated Phillips screwdriver n°1 - 5 x 100 mm Rotoline Classic
RL1-PL-8X150	1000V Insulated slotted screwdriver 8 x 150 mm Rotoline Classic
RL1-PH-6X125	1000V Insulated Phillips screwdriver n°2 - 6 x 125 mm Rotoline Classic
M54 185	1000V Insulated universal pliers 185 mm
M543 175	1000V Insulated stripping pliers
M527 250	1000V Insulated double slip-joint adjustable pliers 250 mm
M545 230	1000V Insulated cable cutting pliers Ø 24 mm
M534 SET1	Set of 3 insulated T-handled hexagonal box spanners - 8 / 10 / 13 mm
MC45I	1000V Insulating composite cutting pliers
M523 SET1	Set of 3 insulated male hex keys 90° bent - 4 / 5 / 6 mm
M57 260	1000V Insulated adjustable spanner 260 mm
I578	1000V Insulated knife with long slim blade
M55 175	1000V Insulated diagonal cutting pliers 175 mm
MCTICE	1000V Electrical meter replacement tool set - Excellium kit, 42 tools Insulating composite flat nose pliers with ceramic blades
M579ALG	1000V Insulated ratchet cable cutter Ø 45 mm
M585P	1000V Insulated reversible ratchet spanner 3/8" with mechanical locking, standard version
M584P	1000V Insulated short socket extension 3/8" with mechanical locking
M577 SET5	Set of 10 insulated female hexagonal sockets - 3/8" (9,53 mm) square drive - 8 / 10 / 12 / 13 / 14 / 16 / 17 / 18 / 19 / 21 mm
IS22	1000V Insulated flush and straight cut saw mount
M535	Set of 8 single open ended spanners for calibration
SADT-25	Trolley backpack for PPE and tools

Other compositions available on request.



Reference	Description
KITSO-07	Electrical meter replacement tool set Excellium kit, 42 tools



/ KITSO-1801

SET OF 18 INSULATED TOOLS

/ USE

Kit for electrical work.

Reference	Description
KITSO-1801	Set of 18 insulated tools

/ This product contains

Reference	Description
RL2-PL-035X120	1000V Insulated slotted screwdriver 3,5 x 120 mm Rotoline Turn
RL2-PL-4X120	1000V Insulated slotted screwdriver 4 x 120 mm Rotoline Turn
RL2-PL-55X150	1000V Insulated slotted screwdriver 5,5 x 150 mm Rotoline Turn
RL2-PL-65X150	1000V Insulated slotted screwdriver 6,5 x 150 mm Rotoline Turn
RL2-PL-8X150	1000V Insulated slotted screwdriver 8 x 150 mm Rotoline Turn
RL2-PH-4X75	1000V Insulated Phillips screwdriver n°0 - 4 x 75 mm Rotoline Turn
RL2-PH-5X100	1000V Insulated Phillips screwdriver n°1 - 5 x 100 mm Rotoline Turn
RL2-PH-6X125	1000V Insulated Phillips screwdriver n°2 - 6 x 125 mm Rotoline Turn
MCTICE-XL	1000V Insulating long flat nose pliers - handle size XL
MC45I XL	1000V Hybrid cable cutting pliers Ø 16 mm
MS13 205	1000V Insulated half-round 45° bent nose pliers 205 mm
MS27 250	1000V Insulated double slip-joint adjustable pliers 250 mm
MS4 185	1000V Insulated universal pliers 185 mm
MS43 175	1000V Insulated stripping pliers
MS45 195	1000V Insulated cable cutting pliers Ø 20 mm
MS5 175	1000V Insulated diagonal cutting pliers 175 mm
MS6 210	1000V Insulated end cable cutter 210 mm
MS76GM	1000V Insulated ratchet cable cutter Ø 52 mm
TS33N	Black leather tool bag

Other compositions available on request.



/ KITSO-220I

SET OF 22 BASIC TOOLS WITH TOOL BAG FOR CONNECTIONS OR PUBLIC LIGHTING

/ USE

Kit for electrical work.

Reference	Description
KITSO-220I	Set of 22 basic tools with tool bag for connections or public lighting

/ This product contains

Reference	Description
RL2-PL-035X120	1000V Insulated slotted screwdriver 3,5 x 120 mm Rotoline Turn
RL2-PL-4X120	1000V Insulated slotted screwdriver 4 x 120 mm Rotoline Turn
RL2-PL-55X150	1000V Insulated slotted screwdriver 5,5 x 150 mm Rotoline Turn
RL2-PL-65X150	1000V Insulated slotted screwdriver 6,5 x 150 mm Rotoline Turn
RL2-PL-8X150	1000V Insulated slotted screwdriver 8 x 150 mm Rotoline Turn
RL2-PH-4X75	1000V Insulated Phillips screwdriver n°0 - 4 x 75 mm Rotoline Turn
RL2-PH-5X100	1000V Insulated Phillips screwdriver n°1 - 5 x 100 mm Rotoline Turn
RL2-PH-6X125	1000V Insulated Phillips screwdriver n°2 - 6 x 125 mm Rotoline Turn
MS13 205	1000V Insulated half-round 45° bent nose pliers 205 mm
MS4 185	1000V Insulated universal pliers 185 mm
MC45I XL	1000V Hybrid cable cutting pliers Ø 16 mm
MCTICE-XL	1000V Insulating long flat nose pliers - handle size XL
MS43 175	1000V Insulated stripping pliers
MS5 175	1000V Insulated diagonal cutting pliers 175 mm
MS23 04	1000V Insulated 90° bent male hex key 4 mm
MS45 195	1000V Insulated cable cutting pliers Ø 20 mm
MS23 05	1000V Insulated 90° bent male hex key 5 mm
MS7 260	1000V Insulated adjustable spanner 260 mm
MS76GM	1000V Insulated ratchet cable cutter Ø 52 mm
MS23 06	1000V Insulated 90° bent male hex key 6 mm
MS27 250	1000V Insulated double slip-joint adjustable pliers 250 mm
MS6 210	1000V Insulated end cable cutter 210 mm
TS33N	Black leather tool bag

Other compositions available on request.



/ KITSO-3501

SET OF 35 TOOLS WITH TOOL BAG FOR CONNECTIONS

/ USE

Kit for electrical work.

Reference	Description
KITSO-3501	Set of 35 tools with tool bag for connections.

/ This product contains

Reference	Description
RL2-PL-035X120	1000V Insulated slotted screwdriver 3.5 x 120 mm Rotoline Turn
RL2-PL-4X120	1000V Insulated slotted screwdriver 4 x 120 mm Rotoline Turn
RL2-PL-55X150	1000V Insulated slotted screwdriver 5,5 x 150 mm Rotoline Turn
RL2-PL-65X150	1000V Insulated slotted screwdriver 6,5 x 150 mm Rotoline Turn
RL2-PL-8X150	1000V Insulated slotted screwdriver 8 x 150 mm Rotoline Turn
RL2-PH-4X75	1000V Insulated Phillips screwdriver n°0 - 4 x 75 mm Rotoline Turn
RL2-PH-5X100	1000V Insulated Phillips screwdriver n°1 - 5 x 100 mm Rotoline Turn
RL2-PH-6X125	1000V Insulated Phillips screwdriver n°2 - 6 x 125 mm Rotoline Turn
MS4 185	1000V Insulated universal pliers 185 mm
MS3 205	1000V Insulated half-round 45° bent nose pliers 205 mm
MC45I XL	1000V Hybrid cable cutting pliers Ø 16 mm
MS43 175	1000V Insulated stripping pliers
MCTICE-XL	1000V Insulating long flat nose pliers - handle size XL
MS5 175	1000V Insulated diagonal cutting pliers 175 mm
MS27 250	1000V Insulated double slip-joint adjustable pliers 250 mm
MS6 210	1000V Insulated end cable cutter 210 mm
MS7 260	1000V Insulated adjustable spanner 260 mm
IS79	1000V Insulated knife with short blade
MS76GM	1000V Insulated ratchet cable cutter Ø 52 mm
MS45 195	1000V Insulated cable cutting pliers Ø 20 mm
MS23 SET1	Set of 3 insulated male hex keys 90° bent - 4 / 5 / 6 mm
MS84P	1000V Insulated short socket extension 3/8" with mechanical locking
MS85P	1000V Insulated reversible ratchet spanner 3/8" with mechanical locking, standard version
MS77 SET5	Set of 10 insulated female hexagonal sockets - 3/8" (9,53 mm) square drive - 8 / 10 / 12 / 13 / 14 / 16 / 17 / 18 / 19 / 21 mm
MS89VCV1	Black plastic case 350 x 250 x 80 mm with foam
TS33N	Black leather tool bag

Other compositions available on request.



/ KITSO-4901

SET OF 49 BASIC TOOLS WITH TOOL BAG FOR UNDERGROUND CONNECTIONS

/ USE

Kit for electrical work.

Reference	Description
KITSO-4901	Set of 49 basic tools with tool bag for underground connections

/ This product contains

Reference	Description
RL2-PL-035X120	1000V Insulated slotted screwdriver 3,5 x 120 mm Rotoline Turn
RL2-PL-4X120	1000V Insulated slotted screwdriver 4 x 120 mm Rotoline Turn
RL2-PL-55X150	1000V Insulated slotted screwdriver 5,5 x 150 mm Rotoline Turn
RL2-PL-65X150	1000V Insulated slotted screwdriver 6,5 x 150 mm Rotoline Turn
L2-PL-8X150	1000V Insulated slotted screwdriver 8 x 150 mm Rotoline Turn
RL2-PH-4X75	1000V Insulated Phillips screwdriver n°0 - 4 x 75 mm Rotoline Turn
RL2-PH-5X100	1000V Insulated Phillips screwdriver n°1 - 5 x 100 mm Rotoline Turn
RL2-PH-6X125	1000V Insulated Phillips screwdriver n°2 - 6 x 125 mm Rotoline Turn
RL2-PZ-4X75	1000V Insulated Pozidriv screwdriver n°0 - 4 x 75 mm Rotoline Turn
RL2-PZ-6X125	1000V Insulated Pozidriv screwdriver n°2 - 6 x 125 mm Rotoline Turn
MS4 185	1000V Insulated universal pliers 185 mm
MS13 205	1000V Insulated half-round 45° bent nose pliers 205 mm
MCTICE-XL	1000V Insulating long flat nose pliers - handle size XL
MS43 175	1000V Insulated stripping pliers
MC451 XL	1000V Hybrid cable cutting pliers Ø 16 mm
MS5 175	1000V Insulated diagonal cutting pliers 175 mm
MS6 210	1000V Insulated end cable cutter 210 mm
MS45 195	1000V Insulated cable cutting pliers Ø 20 mm
MS76GM	1000V Insulated ratchet cable cutter Ø 52 mm
MCF	1000V Hybrid cutting pliers for steel strip
MS27 250	1000V Insulated double slip-joint adjustable pliers 250 mm
MS7 260	1000V Insulated adjustable spanner 260 mm
IS79	1000V Insulated knife with short blade
IS22	1000V Insulated flush and straight cut saw mount
MS23 SET1	Set of 3 insulated male hex keys 90° bent - 4 / 5 / 6 mm
MS16 SET2	Set of 10 insulated single head spanners - 8 / 10 / 12 / 13 / 14 / 16 / 17 / 18 / 19 / 21 mm
MS35V2	Textile case for 7 spanners
MS85P	1000V Insulated reversible ratchet spanner 3/8" with mechanical locking, standard version
MS77 SET5	Set of 10 insulated female hexagonal sockets - 3/8" (9,53 mm) square drive - 8 / 10 / 12 / 13 / 14 / 16 / 17 / 18 / 19 / 21 mm
MS84P	1000V Insulated short socket extension 3/8" with mechanical locking
MS89VCV1	Black plastic case 350 x 250 x 80 mm with foam
TS33N	Black leather tool bag

Other compositions available on request.



/ KITSO-520I

COMPLETE TOOL SET FOR UNDERGROUND CONNECTIONS (52 TOOLS) WITH TOOL BAG

/ USE

Kit for electrical work.

Reference	Description
KITSO-520I	Complete tool set for underground connections (52 tools) with tool bag.

/ This product contains

Reference	Description
RL2-PL-035X120	1000V Insulated slotted screwdriver 3.5 x 120 mm Rotoline Turn
RL2-PL-4X120	1000V Insulated slotted screwdriver 4 x 120 mm Rotoline Turn
RL2-PL-55X150	1000V Insulated slotted screwdriver 5,5 x 150 mm Rotoline Turn
RL2-PL-65X150	1000V Insulated slotted screwdriver 6,5 x 150 mm Rotoline Turn
L2-PL-8X150	1000V Insulated slotted screwdriver 8 x 150 mm Rotoline Turn
RL2-PH-4X75	1000V Insulated Phillips screwdriver n°0 - 4 x 75 mm Rotoline Turn
RL2-PH-5X100	1000V Insulated Phillips screwdriver n°1 - 5 x 100 mm Rotoline Turn
RL2-PH-6X125	1000V Insulated Phillips screwdriver n°2 - 6 x 125 mm Rotoline Turn
RL2-PZ-4X75	1000V Insulated Pozidriv screwdriver n°0 - 4 x 75 mm Rotoline Turn
RL2-PZ-6X125	1000V Insulated Pozidriv screwdriver n°2 - 6 x 125 mm Rotoline Turn
MS4 185	1000V Insulated universal pliers 185 mm
MS13 205	1000V Insulated half-round 45° bent nose pliers 205 mm
MCTICE-XL	1000V Insulating long flat nose pliers - handle size XL
MCF	1000V Hybrid cutting pliers for steel strip
MS5 175	1000V Insulated diagonal cutting pliers 175 mm
MS6 210	1000V Insulated end cable cutter 210 mm
MS45 195	1000V Insulated cable cutting pliers Ø 20 mm
MC45I XL	1000V Hybrid cable cutting pliers Ø 16 mm
MS76GM	1000V Insulated ratchet cable cutter Ø 52 mm
IS22	1000V Insulated flush and straight cut saw mount
IS79	1000V Insulated knife with short blade
MS43 175	1000V Insulated stripping pliers
MS27 250	1000V Insulated double slip-joint adjustable pliers 250 mm
MS7 260	1000V Insulated adjustable spanner 260 mm
MS23 SET1	Set of 3 insulated male hex keys 90° bent - 4 / 5 / 6 mm
MS16 SET2	Set of 10 insulated single head spanners - 8 / 10 / 12 / 13 / 14 / 16 / 17 / 18 / 19 / 21 mm
MS85P	1000V Insulated reversible ratchet spanner 3/8" with mechanical locking, standard version
MS84P	1000V Insulated short socket extension 3/8" with mechanical locking
MS35V2	Textile case for 7 spanners
MS77 SET5	Set of 10 insulated female hexagonal sockets - 3/8" (9,53 mm) square drive - 8 / 10 / 12 / 13 / 14 / 16 / 17 / 18 / 19 / 21 mm
MS89VCV1	Black plastic case 350 x 250 x 80 mm with foam
MS100NTVM-3/8	1000V Insulated torque wrench 10-50 Nm with mechanical locking
PG3EC/2020	1000V Insulating composite pliers for network cables CC 2.0 LC 2.0
TS33N	Black leather tool bag



/ TS270

LOW VOLTAGE TOOL SET

/ USE

Kit for electrical work.

Reference	Description
TS270	Low Voltage tool set

/ This product contains

Reference	Description
RL1-PL-4X120	1000V Insulated slotted screwdriver 4 x 120 mm Rotoline Classic
RL1-PL-55X150	1000V Insulated slotted screwdriver 5,5 x 150 mm Rotoline Classic
RL1-PL-10X150	1000V Insulated slotted screwdriver 10 x 150 mm Rotoline Classic
RL1-PH-4X150	1000V Insulated Phillips screwdriver n°0 - 4 x 150 mm Rotoline Classic
RL1-PH-6X125	1000V Insulated Phillips screwdriver n°2 - 6 x 125 mm Rotoline Classic
RL1-PH-8X150	1000V Insulated Phillips screwdriver n°3 - 8 x 150 mm Rotoline Classic
MS4 185	1000V Insulated universal pliers 185 mm
MC45I XL	1000V Hybrid cable cutting pliers Ø 16 mm
MS76S	1000V Insulated ratchet cable cutter Ø 32 mm
MCTICE-XL	1000V Insulating long flat nose pliers - handle size XL
MS5 175	1000V Insulated diagonal cutting pliers 175 mm
MS43 175	1000V Insulated stripping pliers
MS27 250	1000V Insulated double slip-joint adjustable pliers 250 mm
MS53 J46	1000V Insulated fuse extractor pliers 210 mm
IS79	1000V Insulated knife with short blade
IS36 SET1	Set of 3 insulated hexagonal nut drivers - 8 / 9 / 10 mm
MT15 160G	Electrician's hammer with Hickory shaft 160 g
C214	Cabinet key
TC25 X5	Set of 5 LV insulating caps for conductor ends from 3 to 10 mm ²
TC30 X5	Set of 5 LV insulating caps for conductor ends from 6 to 35 mm ²
TP71	Support rods for current meter panels
D60	Insulating plastic folding rules
TP60P x6	Set of 6 plastic clips for insulating sheets and bands
TC151P	Removable handle for fuses
GLB0-36-09	Insulating latex gloves class 0 size 09
TS10T	Powder flask
TS10	Canvas storage bag for insulating gloves
SGB	Leather overgloves size B
TS27V	Split leather bag



/ TS338RV

LOW VOLTAGE TOOL SET

/ USE

Kit for electrical work.

Reference	Description
TS338RV	Low Voltage tool set

/ This product contains

Reference	Description
RL1-PL-3X100*	1000V Insulated slotted screwdriver 3 x 100 mm Rotoline Classic
RL1-PL-4X120	1000V Insulated slotted screwdriver 4 x 120 mm Rotoline Classic
RL1-PL-55X150	1000V Insulated slotted screwdriver 5,5 x 150 mm Rotoline Classic
RL1-PL-8X150	Insulated slotted screwdriver 8 x 150 mm Rotoline Classic
RL1-PZ-5X100	1000V Insulated Pozidriv screwdriver n°1 - 5 x 100 mm Rotoline Classic
RL1-PZ-6X125	1000V Insulated Pozidriv screwdriver n°2 - 6 x 125 mm Rotoline Classic
IS79	1000V Insulated knife with short blade
MC4CE	1000V Insulating composite universal pliers with ceramic blades
MS5 175	1000V Insulated diagonal cutting pliers 175 mm
MS43 175	1000V Insulated stripping pliers
MS89V02	1000V Insulated socket set 3/8" - 17 tools with ratchet spanner and extension
TAG780RIFE	LV voltage detector IP2X with phase rotation indication
E24	Electrician face shield with headband and brow-guard
GLB00-36-09	Insulating latex gloves 36 cm class 00 size 09
TS33N	Black leather tool bag
SGB	Leather overgloves size B
TS10	Canvas storage bag for insulating gloves
TC25 X5	Set of 5 LV insulating caps for conductor ends from 3 to 10 mm ²
TNT7 0,66M	Insulating sheet with velcro strips 0,66 x 0,36 m
TP60P x5	Set of 6 plastic clips for insulating sheets and bands
TTCL3 0,6X1	TTCL3 0,6X1



/ S318RV

SET OF 12 TOOLS

/ USE

Kit for electrical work.

Reference	Description
S318RV	Set of 12 tools

/ This product contains:

Reference	Description
RL1-PL-3X100*	1000V Insulated slotted screwdriver 3 x 100 mm Rotoline Classic
RL1-PL-4X120	1000V Insulated slotted screwdriver 4 x 120 mm Rotoline Classic
RL1-PL-55X150	1000V Insulated slotted screwdriver 5,5 x 150 mm Rotoline Classic
RL1-PL-8X150	1000V Insulated slotted screwdriver 8 x 150 mm Rotoline Classic
RL1-PH-5X100	1000V Insulated Phillips screwdriver n°1 - 5 x 100 mm Rotoline Classic
RL1-PH-6X125	1000V Insulated Phillips screwdriver n°2 - 6 x 125 mm Rotoline Classic
RL1-PH-8X150	1000V Insulated Phillips screwdriver n°3 - 8 x 150 mm Rotoline Classic
IS79	1000V Insulated knife with short blade
MS4 185	1000V Insulated universal pliers 185 mm
MCTICE-XL	1000V Insulating long flat nose pliers - handle size XL
MS43 175	1000V Insulated stripping pliers
MS5 175	1000V Insulated diagonal cutting pliers 175 mm
MS26 250	1000V Insulated slip-joint pliers 250 mm
S31N	Canvas fanny pack



/ V148 ELECTRONICS TOOL SET

/ USE

Kit for electrical work.

Reference	Description
V148	Electronics tool set

/ This product contains:

Reference	Description
RL1-PL-3X100*	1000V Insulated slotted screwdriver 3 x 100 mm Rotoline Classic
RL1-PL-4X120	1000V Insulated slotted screwdriver 4 x 120 mm Rotoline Classic
RL1-PL-55X150	1000V Insulated slotted screwdriver 5,5 x 150 mm Rotoline Classic
RL1-PH-5X100	1000V Insulated Phillips screwdriver n°1 - 5 x 100 mm Rotoline Classic
RL1-PH-6X125	1000V Insulated Phillips screwdriver n°2 - 6 x 125 mm Rotoline Classic
RL1-PZ-5X100	1000V Insulated Pozidriv screwdriver n°1 - 5 x 100 mm Rotoline Classic
RL1-PZ-6X125	1000V Insulated Pozidriv screwdriver n°2 - 6 x 125 mm Rotoline Classic
IS188 06,5X40	1000V Insulated slotted stubby screwdrivers
MS23 SET2	Set of 5 insulated male hex keys 90° bent - 3 / 4 / 6 / 7 / 8 mm
IS79	1000V Insulated knife with short blade
ML112	40° Bent needle nosed pliers
ML16 SET1	Set of 10 insulated single open ended spanners - 3 / 3,5 / 4 / 4,5 / 5 / 5,5 / 6 / 7 / 8 / 9 mm
ML281 140	1000V Insulated long flat nose pliers
ML283 815	Insulated half-round bent long nose pliers 135 mm
ML288 110	1000V Insulated diagonal beveled cutting pliers
ML292 135	1000V Insulating stripping pliers
ML289 110	1000V Insulated diagonal flush cutting pliers
MS2 132	Electrician scissors
MS7 160	Insulated adjustable spanner 160 mm
MS22J	1000V Insulated junior hacksaw
ML64 SET1	Set of 3 insulated male hex keys - 1,5 / 2 / 2,5 mm
MU18L 248	Insulated screw starters with magnetic head (for slotted screws) 10 x 248 mm
PI35 P23	Round paintbrush Ø 23 mm
FS0 45 W	Soldering iron 45 W
M189	Inspection mirror
P192	Desoldering pump
6005-IEC-N	4 mm Wire grip, black
6005-IEC-R	4 mm Wire grip, red
S142	Pentlight
D60	Insulating plastic folding rules
ART17048H	Maintenance case 482 x 375 x 184 mm
ML108	Straight needle nosed pliers
S509NM	PPE transport soft bag, BOL



/ V658

SET OF 7 TOOLS

/ USE

Kit for electrical work.

Reference	Description
S318RV	Set of 12 tools

/ This product contains

Reference	Description
RL1-PL-3X100*	1000V Insulated slotted screwdriver 3 x 100 mm Rotoline Classic
RL1-PL-4X120	1000V Insulated slotted screwdriver 4 x 120 mm Rotoline Classic
RL1-PL-55X150	1000V Insulated slotted screwdriver 5,5 x 150 mm Rotoline Classic
RL1-PH-5X100	1000V Insulated Phillips screwdriver n°1 - 5 x 100 mm Rotoline Classic
M54 185	1000V Insulated universal pliers 185 mm
M55 175	1000V Insulated diagonal cutting pliers 175 mm
M510 170	1000V Insulated half-round long nose pliers 170 mm
S31N	Canvas fanny pack



/ RATCHET CABLE CUTTERS

Reference	Opening (mm)	Copper	Aluminium	Almelec	Steel	Cable types
MS76S	Ø 32	240 mm ²	300 mm ²	No	No	LV cables : 3 x 50 mm ² + 50 mm ² MV cables : 1 x 50 mm ²
MS76SR2	Ø 40	320 mm ²	370 mm ²	70 mm ²	No	LV cables : 3 x 70 mm ² + 70 mm ² LV cables : 3 x 150 mm ² + 70 mm ² U-1000(A) R2V: 1 x 630 mm ²
MS792	Ø 45	300 mm ²	400 mm ²	No	No	LV cables : 3 x 150 mm ² + 70 mm ² LV cables : 3 x 150 mm ² + 150 mm ²
MS79A2	Ø 45	300 mm ²	400 mm ²	70 mm ²	No	MV cables : 1 x 240 mm ²
MS79ALG	Ø 45	300 mm ²	400 mm ²	70 mm ²	No	LV cables : 3 x 150 mm ² + 70 mm ² LV cables : 3 x 150 mm ² + 150 mm ² MV cables : 1 x 240 mm ²
MS76GM	Ø 52	400 mm ²	400 mm ²	No	No	LV cables : 3 x 150 mm ² + 70 mm ² LV cables : 3 x 240 mm ² + 95 mm ² MV cables : 1 x 240 mm ²
MS76GMR	Ø 52	400 mm ²	400 mm ²	70 mm ²	No	LV cables : 3 x 150 mm ² + 70 mm ² LV cables : 3 x 240 mm ² + 95 mm ² MV cables : 1 x 240 mm ²
MS790	Ø 50	300 mm ²	300 mm ² (ACSR Ø 17 mm)	Yes	Ø 11 mm	Overhead twisted cable (distribution) : 3 x 150 mm ² + 70 mm ² HT XDV-A underground network cable (distribution) 3 x 150 mm ² + 150 mm ²
MS99SR	Ø 52	Yes	Yes	Yes	Yes	Stranded cable (7 strands Ø3 mm with hardness 35-39 HRC) Ø 12 mm guy rope Aster™ support cable Ø 10 mm LV cable: 3 x 240 mm ² + 95 mm ² LV cable: 3 x 150 mm ² + 70 mm ² MV cable: 1 x 240 mm ²
MS755	Ø 55	400 mm ²	450 mm ²	70 mm ²	No	LV overhead cables : 3 x 150 mm ² + 70 mm ² Almelec Underground cables: 3 x 240 mm ² + 95 mm ² MV cables : 1 x 240 mm ²
MS755R	Ø 55	470 mm ²	520 mm ²	54,6 and 70 mm ²	No	Overhead LV cables : 3 x 150 mm ² + 70 mm ² Almelec Underground LV cables : 3 x 240 mm ² + 95 mm ² MV cables : 1 x 240 mm ²
MS79GM2	Ø 60	750 mm ²	750 mm ²	70 mm ²	No	LV cables : 3 x 240 mm ² + 95 mm ²
MS79GM	Ø 60	750 mm ²	750 mm ²	Yes	No	MV cables : 1 x 630 mm ²
MS780	Ø 80	840 mm ²	1000 mm ²	70 mm ²	No	Flexible copper cables: 630 mm ² Copper / aluminium multi-strand cables: 840 mm ² Multi-strand copper power cables: 3 x 240 mm ² Aluminium sector cables multi-strand: 4 x 240 mm ²



/ RATCHET CABLE CUTTERS END CUTTING

Reference	Opening (mm)	Copper	Aluminium	Almelec	Steel	Cable types
MS46	Ø 34	240 mm ²	320 mm ²	No	No	HN33S33BR : 4 x 35 ² HN33S32 : 3 x 50 ² + 502 HN33S23 : 1 x 50 ² HN33S22 : 1 x 95 ² HN33S33BR : 4 x 50 ²
MS46C	Ø 34	240 mm ²	320 mm ²	No	No	HN33S33BR : 4 x 35 ² HN33S32 : 3 x 50 ² + 502 HN33S23 : 1 x 50 ² HN33S22 : 1 x 95 ² HN33S33BR : 4 x 50 ²
MS46S2	Ø 35	240 mm ²	320 mm ²	70 mm ²	No	BT NF C 33-210 : 3 x 95 ² + 50 ² HTA NF C 33-223, C 33-226 : 1 x 240 ²



/ SHEAR TYPE CABLE CUTTERS

Reference	Opening (mm)	Copper	Aluminium	Almelec	Steel	Cable types
MS61	Ø 16	Ø 14 mm	Ø 14 mm	Ø 14 mm	Ø 14 mm	Copper/mild steel : Ø 16 mm Hard steel : Ø 10 mm
MS78	Ø 20	No	Ø 12 mm	Ø 12 mm	Ø 8 mm	-
MS25NM	Ø 30	185 mm ²	185 mm ²	No	No	185 mm ² max.
MSE2	Ø 31	250 mm ²	250 mm ²	No	No	Telecom 56x2 9/10e U-1000(A)R2V : 1x 300mm ²



/ BOLT CUTTERS

Reference	Opening (mm)	Copper	Aluminium	Almelec	Steel	Type de cables
MS29D	Ø 10	Ø 10 mm	Ø 10 mm	Ø 10 mm	Ø 9 mm	Steel 60 kg/mm ² = Ø 9 mm Steel 80 kg/mm ² = Ø 8 mm

TOGETHER

#WEARE **PENTASTIC**



FOLLOW US !



@PENTAESP



GAS MAINTENANCE TOOLS

ANTISTATIC "BLUE" TOOLS FOR EXPLOSIVE AREA

- / The main risk involved in using metal tools in a potentially explosive area is the production of sparks as a result of friction or shocks to the tool.

It is not possible at the moment to define a test to characterize this risk and valid regardless the design of the tool. However, a known solution to reduce this risk is to apply a coating to the tools that protects the metal parts as much as possible against potential impacts or frictions. In addition, it must be ensured that this coating does not itself generate dangerous sparks, created by an electrostatic phenomenon following shocks or frictions. This solution considerably reduces the risk but does not completely eliminate it, as the active part of the tool cannot, generally speaking, be coated.

The NF E74 400 standard defines the conditions to which the coating applied to hand tools used in group II explosive areas, subdivision A and B of the NFC 23 514 / EN 50 014 must comply (see list of list of gases concerned in this standard).

All striking tools are excluded.

TYPE TESTS

- / **IMPACT TEST AT AMBIENT TEMPERATURE OF 23°C**
Impact of a tool falling from a height of 2 metres onto a hard surface.

The test is satisfactory if the insulating layer of the tool shows no sign of a break, tear or crack.

- / **IMPACT TEST AT LOW TEMPERATURE OF -25° C FOR 2 HOURS**
Impact of a tool falling from a height of 0,60 metres onto a hard surface.

The test is satisfactory if the insulating layer of the tool shows no sign of a break, tear or crack.

- / **DIELECTRIC TEST (FOR ATEX II TOOLS)**
After immersion in a tub of water at ambient temperature for 24 hours and then dried, a test at 10 KV is applied for 3 minutes between the conductive and insulated parts. The stray current should be less than 1 mA per 200 mm of the coated tool.

During the test, no perforation, no [priming] and no flashover should be observed.

- / **ANTISTATIC TEST**

INDIVIDUAL SERIES TEST

- / Each tool is individually tested at 10 KV for 10 s, for ATEX 2 type tools.
- / A 100% visual inspection is carried out to eliminate tools with defects in appearance.



BLUE TOOLS THAT COMPLY WITH THE REQUIREMENTS OF THE NF E 7 4 400 STANDARD

Antistatic tools 1000 V
For explosible area works
ATEX I : hand tools for explosive area
ATEX II : hand tools for explosive area used in an electrical surrounding compatible with EN60900.

- / **INSULATED COATING ADHERENCE TEST**
After conditioning for 168 hours at 70° C, a weight of 500 N is applied for 3 minutes to test the adherence to the steel of the insulated part. For other tools, such as wrenches, the weight is 50 N.

The test is considered satisfactory if there is no detachment of more than 3 mm and no tear in the insulating material.

- / **TEST FOR NON PROPAGATION OF THE FLAME**
The tool is exposed to a flame for 10 seconds. The flame is then removed and the propagation should be observed for 20 seconds.

The flame should not propagate during the 20 seconds of observation time.

- / **MARKING SOLIDITY TEST**
Tools should be wiped for 15 seconds with a water-soaked cloth and then for 15 seconds again with an ethyl alcohol-soaked cloth.

After these procedures, the marking must remain legible.



/ USE

"Blue" antistatic tool used for explosive atmosphere group II sub. A and B of the standard NF C 23-514.



/ GS 4

UNIVERSAL PLIERS ATEX II
NF E 74400 / ISO 5743 / ISO 5744 / ISO 5746

Reference	Length	Weight
GS4 185	185 mm	340 g
GS4 210	210 mm	490 g



/ GS10

HALF-ROUND LONG NOSE TELEPHONE PLIERS ATEX II
NF E 74400 / ISO 5743 / ISO 5744 / ISO 5745

Reference	Length	Weight

/ GS6

END CUTTING PLIERS ATEX II
NF E 74400 / ISO 5743 / ISO 5744 / ISO 5748

Reference	Length	Weight
GS4 185	185 mm	340 g
GS4 210	210 mm	490 g



/ GS5

DIAGONAL CUTTING PLIERS ATEX II
NF E 74400 / ISO 5743 / ISO 5744 / ISO 5749

Reference	Length	Weight
GS5 175	175 mm	300 g
GS5 195	195 mm	400 g

/ GS195

END CUTTING PLIERS ATEX II
NF E 74400 / ISO 9242

Reference	Length	Weight
GS195 185	185 mm	340 g
GS195 210	210 mm	490 g



/ GS62

PROFILING SHEARS ATEX II
NF E 74400

/ USE

Designed nose for precision cuts. "Blue" antistatic tool used in explosive atmosphere group II sub. A and B of the standard NF C 23-514.

/ TECHNICAL SPECIFICATIONS

Cutting capacity:
• inox sheet : 0,6 mm,
• steel sheet : 1 mm,
• copper sheet : 1,2 mm.

Reference	Lenght	Weight
GS62 175		
GS62 195		



/ GS8

SLIP JOINT PLIERS ATEX II
NF E 74400 / ISO 5744 / ISO 8976

/ TECHNICAL SPECIFICATIONS

Head and nose tapered for places difficult to reach.
Rack joint.
6 setting positions.

Reference	Lenght	Weight
GS8 175		
GS8 195		



/ GS27

DOUBLE RACK SLIP-JOINT PLIERS ATEX II
NF E 74400 / ISO 5744 / ISO 8976

/ TECHNICAL SPECIFICATIONS

The intermediate hinge and the double rack enable twisting work to be carried out without deformation.
5 setting positions.

Reference	Opening	Lenght	Weight
GS27 250	28 mm	250 mm	440 g
GS27 310	35 mm	310 mm	700 g



/ GS27V310

SLIP JOINT PLIERS WITH LOCKING BUTTON ATEX II
NF E 74400 / ISO 8976

Advantages

- Fully adaptable for both large and small hands : thanks to its rotating axis, the handles are adaptable to your hand.
- High number of positions available : fast and precise push-button adjustment (fool proof).
- Safety of the operator : Excellent resistance to bending and torsions.

/ USE

Pliers designed to block tube pipes and protective tubes.

/ TECHNICAL SPECIFICATIONS

Number of ratchet positions: 28 positions (14 sockets). Fast and precise push-button adjustment with safety locking device. Excellent resistance to bending and torsions.

Reference	Max. hex capacity	Max. pipe capacity	Weight
GS27V310	46mm	49mm	

/ **GS63**

GAS PLIERS ATEX II
NF E 74400

/ USE

Pliers designed to block tube pipes and protective tubes.

Reference	Length	Weight
GS63 175		
GS63 195		

/ **GS150**

STILLSON PIPE WRENCH ATEX II
NF E 74400

/ USE

Wrench designed to block tube pipes and protective tubes.

Reference	Length	Opening	Weight
GS150 250	250 mm	35 mm	620 g
GS150 350	350 mm	50 mm	1140 g
GS150 450	450 mm	60 mm	1960 g
GS150 600	600 mm	80 mm	3300 g

/ **GS150C**

OFFSET PIPE WRENCH ATEX II
NF E 74400

Advantages

- The shape of the jaw makes it possible to tighten all square or hexagonal nuts, union fittings, tightening nuts, valves, etc.
- The jaws are smooth for working on chrome-plated nuts.
- Thin jaws to reach confined areas.

/ USE

Pliers designed to block tubes pipes and protectives tubes.

Reference	Length	Opening	Weight
GS150C		20 to 67 mm	

/ **GS150CSP**

FULLY COATED OFFSET PIPE WRENCH
NF E 74400

Advantages

- The shape of the jaw makes it possible to tighten all square or hexagonal nuts, union fittings, tightening nuts, valves, etc.
- The jaws are smooth for working on chrome-plated nuts.
- Thin jaws to reach confined areas.

/ USE

Pliers designed to block tubes pipes and protectives tubes.

Reference	Length	Opening	Weight
GS150CSP		20 to 67 mm	



/ GS115
 ADJUSTABLE HOOK SPANNER FOR CASTELLATED NUTS
 ATEX II
 NF E 74400

/ USE

The integrated hinge means that a wider range of nuts can be covered with this key than with a non-hinged pin key.

Reference	Length	Jaw opening	Weight
GS115 35/50	207 mm	35/50 mm	220 g
GS115 50/80	287 mm	50/80 mm	460 g



/ GS1080
 ADJUSTABLE HOOK SPANNER
 NF E 74400 / ISO 5744 / ISO 8976

/ TECHNICAL SPECIFICATIONS

"Bronze" tool for explosive area.
 Aluminum bronze.

Reference	Length	For nuts of	Weight
GS1080 115	310 mm	115/170 mm	500 g
GS1080 32	200 mm	32/75 mm	230 g
GS1080 50	290 mm	50/120 mm	450 g



/ GS100X
 GAS TIGHTENING KIT - SQUARE DRIVE 1/2"

/ TECHNICAL SPECIFICATIONS

For any tightening in a defined torque :

- Mechanical joints for polyethylene tubes (with fork-type end fitting GS100 F30, GS100 F32, GS100 F45, GS100 F50, GS100 F55).
- Junctions (with fork-type end fitting GS100 F32, GS100 F50, GS100 F55). In both cases, use necessarily the adapter GS100A.
- Express joints with curved extension GS100RC, ratchet GS100C 1/2" and 30 mm socket GS66.

Reference	Opening	Length	Weight
GS100X			

/ GS100SE
 RATCHET TORQUE WRENCH KIT
 NF E 74400

/ USE

The wrench and adapter allow the use of reversible ratchet (ref. GS100C1/2") for tightening of express joints, fork-type end fitting (ref. GS100F30 to F55) and curved extension (ref. GS100RC).

Reference	Max. hex capacity	Max. pipe capacity	Weight
GS100SE			



/ GS100N1/2 GS100N2

NON-REVERSIBLE RATCHET TORQUE WRENCH 1/2"
SQUARE DRIVE ATEX II
NF E 74400

Advantages

- A linear graduation allowing a perfect reading of the torque during adjustment spanner.
- Light, body in aluminum alloy, extremely strong,
- English and French scales (Lbf at Nm).

/ USE

Non-reversible model.

/ TECHNICAL SPECIFICATIONS

Automatic reset. Adjustment toothed wheel with free wheel. The inversion of driving square is impossible. Only for right-hand tightening. Fitted out with adapter ref. GS100A, the wrench allows the use of all fitting equipment 20 x 7.

Reference	Length	Tightening torque F	Tightening torque GB	Weight
GS100N1/2	315 mm	8-50	5-37	850 g
GS100N2	450 mm	30-150	20-110	930 g



/ GS100-2-20

/ USE

Non-reversible model.

/ TECHNICAL SPECIFICATIONS

Automatic reset. Adjustment toothed wheel with free wheel. The inversion of driving square is impossible. Only for right-hand tightening. Fitted out with adapter ref. GS100A, the wrench allows the use of all fitting equipment 20 x 7.

Reference	Length	Tightening torque F	Tightening torque GB	Weight
GS100-2-20				



/ C182

RATCHET TORQUE WRENCH KIT WITH GRADUATED SECTOR FOR GAS WORKER - 5 TOOLS
EN ISO 6789

Advantages

- Simply designed, the torque spanner is particularly reliable and strong, even in difficult conditions of use.

Reference	Description
C182	Ratchet torque wrench kit with graduated sector for gas worker - 5 tools



/ GSPI

SMALL GAS OPERATIONS KIT
NF E 74400

/ USE

Especially designed for "small operations".
Assembling/disassembling gas metres.
Substitution/tightening of different joints (flat metre joint, flat gas joint).

Reference	Description
GSPI	Set of 5 tools in transport case



/ GSPI-2

/ USE

Reference	Description
GSPI-2	

/ **GS65SP**

REVERSIBLE RATCHET WRENCH 1/2" (12,7 MM) SQUARE DRIVE ATEX II

NF E 74400 / ISO 1174-1 / ISO 3315

Reference	Lenght	Jaw opening	Weight
GS65SP			

/ **GS66**

FEMALE 12 SIDED SOCKETS 1/2" (12,7 MM) SQUARE DRIVE ATEX I

NF E 74400 / ISO 691 / ISO 1174-1 / ISO 1711-1 / ISO 2725-1

Reference	12 pans	Weight
GS66 08 to 32	08 to 32 mm	60 to 200 g

/ **GS66L**

FEMALE 12 SIDED SOCKET 1/2" (12,7 MM) SQUARE DRIVE ATEX I

NF E 74400 / ISO 691 / ISO 1174-1 / ISO 1711-1 / ISO 2725-1

Reference	12 pans	Weight
GS66L 19	19 mm	170 g
GS66L 21	21 mm	220 g
GS66L 24	24 mm	350 g
GS66L 27	27 mm	380 g
GS66L 30	30 mm	520 g

/ **GS67**

MALE HEXAGONAL SOCKET 1/2" (12,7 MM) SQUARE DRIVE ATEX I

NF E 74400 / ISO 1174-1 / ISO 2936

Reference	6 pans	Weight
GS67 08	08 mm	110 g
GS67 10	10 mm	100 g
GS67 12	12 mm	145 g
GS67 14	14 mm	160 g
GS67 17	17 mm	175 g

/ **GS71**

EXTENSION PIECE 1/2" (12,7 MM) SQUARE DRIVE ATEX I

NF E 74400 / ISO 1174-1 / ISO 3315

Reference	Lenght	Jaw opening	Weight
GS71			

/ **GS72**

REVERSIBLE RATCHET WRENCH 1/2" (12,7 MM) SQUARE DRIVE ATEX II

NF E 74400 / ISO 1174-1 / ISO 3315

Reference	Lenght	Jaw opening	Weight
GS65SP			



/ GS69C
SET OF 32 TOOLS
NF E 74400

Reference	Description
GS69C	Set of 32 tools



/ GS69T
SET OF 15 TOOLS
NF E 74400

Reference	Description
GS69T	Set of 15 tools



/ GS69S
SET OF 14 TOOLS
NF E 74400

Reference	Description
GS69S	Set of 14 tools



/ GS7
ADJUSTABLE SPANNER ATEX II
NF E 74400 / ISO 1711-1 / ISO 6787

- / USE**
Specially designed for gasmen.
- / TECHNICAL SPECIFICATIONS**
Millimetre graduation on the front face of the head designed to preset the spanner.
The rack of the moving jaw is never visible.

Reference	Max. opening	Length	Weight
GS7 160	19 mm	160 mm	170 g
GS7 210	24 mm	210 mm	300 g
GS7 260	28 mm	260 mm	510 g
GS7 310	34 mm	310 mm	830 g
GS7 385	43 mm	385 mm	1 500 g



/ GS7E

FULLY COATED ADJUSTABLE SPANNER ATEX II
NF E 74400 / ISO 1711-1 / ISO 6787

/ USE

Specially designed for gasmen.

/ TECHNICAL SPECIFICATIONS

The rack of the moving jaw is never visible.

Reference	Max. opening	Length	Weight
GS7E-260	28 mm	260 mm	520 g
GS7E-385	43 mm	385 mm	1520 g



/ GS120

OPEN ENDED SPANNER ATEX I
NF E 74400 / ISO 691 / ISO 1711-1 / ISO 3318

/ TECHNICAL SPECIFICATIONS

The thickness of the head is the lowest existing on the market.
Other dimensions available on request.

Reference	Opening	Weight
GS120 8x9 to 32x36	08 x 09 to 32 x 36 mm	36 to 640 g



/ GS16

SINGLE OPEN ENDED SPANNER ATEX II
NF E 74400 / ISO 691 / ISO 1711-1 / ISO 3318 / ISO 10102

/ TECHNICAL SPECIFICATIONS

The thickness of the head is the lowest existing on the market.
Other dimensions available on request.

Reference	Max. opening	Weight
GS16 10 to 36	10 to 36 mm	40 to 580 g



/ GS130

COMBINATION SPANNER ATEX I
NF E 74400 / ISO 1711-1 / ISO 3318

/ TECHNICAL SPECIFICATIONS

Open end head and ring inclined 15°.
2 heads with the same opening, allowing:
• for open end side : fast tightening,
• for 12 sided ring side: effective locking.
Other dimensions on request.

Reference	Opening	Weight
GS130 08 to 32	08 to 32 mm	45 to 590 g

/ GS38

SINGLE HEAD RING SPANNER ATEX II
EN 74400 / ISO 691 / ISO 1711-1 / ISO 3318 / ISO 10104

/ USE

Provides a secure locking.
Its shape facilitates work in the most confined places.
Its inclination enables an obstacle to be negotiated, thanks to the thickness of the head.

/ TECHNICAL SPECIFICATIONS

Ring offset at 15°.
Other dimensions available on request.

Reference	Diameter	Weight
GS38 14	14 mm	70 g
GS38 17	17 mm	100 g
GS38 19	19 mm	130 g
GS38 21	21 mm	180 g



/ GS1110
SINGLE OPEN ENDED SPANNER

/ TECHNICAL SPECIFICATIONS

Hand tool in aluminium bronze.
Other dimensions available on request.
These products are also available in beryllium copper.

Reference	Opening	Length	Weight
GS1110 10 to 36	10 to 26 mm	115 to 310 mm	40 to 710 g



/ GS1120
OPEN ENDED SPANNER

/ TECHNICAL SPECIFICATIONS

Hand tool in aluminium bronze.
Other dimensions available on request.
These products are also available in beryllium copper.

Reference	Opening	Length	Weight
GS1120 06x07 to 46x50	06x07 to 46x50 mm	100 to 420 mm	25 to 1900 g



/ GS1150
COMBINATION SPANNER

/ TECHNICAL SPECIFICATIONS

Hand tool in aluminium bronze.
Other dimensions available on request.
These products are also available in beryllium copper.

Reference	Diameter	Length	Weight
GS1150 08 to 32	8 to 32 mm	135 to 430 mm	40 to 1000 g



/ GS21
SINGLE OFFSET RING SPANNER ATEX II
NF E 74400 / ISO 691 / ISO 1711-1 / ISO 3318 / ISO 10104

/ TECHNICAL SPECIFICATIONS

Other dimensions available on request.

Reference	Diameter	Weight
GS21 08	08 mm	60 g
GS21 10	10 mm	80 g
GS21 12	12 mm	100 g
GS21 26	26 mm	460 g
GS21 30	30 mm	530 g
GS21 32	32 mm	630 g



/ GS146
COMBINATION SPANNER

/ TECHNICAL SPECIFICATIONS

Hand tool in aluminium bronze.
Other dimensions available on request.
These products are also available in beryllium copper.

Reference	Diameter	Weight
GS146 06x7 to 46x50	06x07 to 46x50 mm	60 to 2160 g



/ GS1180

HEX KEY

/ TECHNICAL SPECIFICATIONS

Hand tool in aluminium bronze. Other dimensions available on request. These products are also available in beryllium copper.

Reference	Diameter on flats	Weight
GS1180 03	3 mm	5 g
GS1180 04	4 mm	11 g
GS1180 05	5 mm	20 g
GS1180 06	6 mm	30 g
GS1180 08	8 mm	70 g
GS1180 10	10 mm	105 g



/ GS1160

OFFSET RING SPANNER

/ TECHNICAL SPECIFICATIONS

Hand tool in aluminium bronze. Other dimensions available on request. These products are also available in beryllium copper.

Reference	Diameter	Weight
GS1160 06x7 to 46x50	06x07 to 46x50 mm	60 to 2 160 g



/ GS20

SINGLE HEAD SOCKET WRENCH ATEX II
NF E 74400

/ TECHNICAL SPECIFICATIONS

12 sided head. Deep socket. Other dimensions 6 to 32 mm on request.

Reference	12 pans	Weight
GS20 14	14 mm	170 g
GS20 17	17 mm	280 g
GS20 19	19 mm	370 g
GS20 23	23 mm	690 g
GS20 24	24 mm	710 g



/ GS1170

HEX SOCKET WRENCH

/ TECHNICAL SPECIFICATIONS

Hand tool in aluminium bronze. These products are available in beryllium copper. Dimensions 8 to 50 mm on request.

Reference	6 pan	Length	Weight
GS1170 14	14 mm	250 mm	280 g
GS1170 17	17 mm	270 mm	320 g
GS1170 19	19 mm	300 mm	530 g
GS1170 23	23 mm	340 mm	830 g
GS1170 24	24 mm		



/ GS1100
PIPE WRENCH

/ TECHNICAL SPECIFICATIONS

Hand tool in aluminium bronze.
"Bronze" tools for explosive atmosphere.

Reference	Capacity	Length	Weight
GS1100 0200	3 to 19 mm	215 mm	0,60 kg
GS1100 0250	3 to 25 mm	280 mm	1 kg
GS1100 0360	6 to 38 mm	350 mm	1,50 kg
GS1100 0460	6 to 50 mm	420 mm	2,20 kg
GS1100 0610	6 to 63 mm	565 mm	3,80 kg
GS1100 0915	12 to 90 mm	770 mm	7,20 kg
GS1100 1220	25 to 130 mm	1100 mm	10,50 kg



/ GS1070
COUPLING WRENCH

/ TECHNICAL SPECIFICATIONS

Hand tool in aluminium bronze.
These products are also available in beryllium copper.

Reference	Capacity	Length	Weight
GS1070			



/ GS1075
HOOK WRENCH

/ TECHNICAL SPECIFICATIONS

Hand tool in aluminium bronze.

Reference	Capacity	Length	Weight
GS1075 012 to 155	12/14 to 155/165 mm	110 to 390 mm	30 to 1200 g



/ GS95
MULTI-HEAD BUNG WRENCH
NF E 74400

/ USE

For 20 different types of bung.

/ TECHNICAL SPECIFICATIONS

Hand tool in aluminium bronze.
These products also exist in beryllium copper .

Reference	Diameter	Weight
CS95		

/ **GS210**

SLOTTED SCREWDRIVER ATEX II
NF E 74400 / ISO 2380-1

Reference	A X C metric	Weight
GS210 03X100	03 x 100 mm	30 g
GS210 04X120	04 x 120 mm	52 g
GS210 08X150	08 x 150 mm	142 g
GS210 10X150	10 x 150 mm	216 g
GS210 12X200	12 x 200 mm	318 g
GS210 5,5X150	5,5 x 150 mm	72 g
GS210 6,5X150	6,5 x 150 mm	92 g

/ **GS205**

PHILLIPS SCREWDRIVER ATEX II
NF E 74400 / ISO 8784-1

Reference	A X C metric	Weight
GS205 04X75	n° 0 - 4 x 75 mm	50 g
GS205 06X100	n° 2 - 6 x 100 mm	82 g
GS205 08X150	n° 3 - 8 x 150 mm	146 g
GS205 10X200	n° 4 - 10 x 200 mm	256 g
GS205 5,5X100	n° 1 - 5,5 x 100 mm	60 g

/ **GS1250**

SLOTTED SCREWDRIVER

/ TECHNICAL SPECIFICATIONS

Hand tool in aluminium bronze.

These products are also available in beryllium copper.

Reference	Blade width	Blade length	Length	Weight
GS1250 03x60	03 mm	60 mm	150 mm	45 g
GS1250 04x70	04 mm	70 mm	160 mm	55 g
GS1250 05x80	05 mm	80 mm	170 mm	60 g
GS1250 08x80	08 mm		180 mm	70 g
GS1250 10x200	10 mm	200 mm	320 mm	230 g
GS1250 10x300		300 mm	420 mm	300 g
GS1250 11x150	11 mm	150 mm	260 mm	140 g

/ **GS1260**

PHILLIPS SCREWDRIVER

/ TECHNICAL SPECIFICATIONS

Hand tool in aluminium bronze.

These products are also available in beryllium copper.

Reference	Blade length	Length	Weight
GS1260 H1	80 mm	170 mm	55 g
GS1260 H2	100 mm	200 mm	75 g
GS1260 H3	150 mm	260 mm	140 g
GS1260 H4	200 mm	320 mm	230 g



/ GS160

METAL SAW FRAME FOR 300 MM BLADES ATEX I
NF E 74400

/ TECHNICAL SPECIFICATIONS

Excellent grip, even with handling gloves.
Delivered with steel blade.

Reference	Diameter	Weight
GS160		



/ GS1050

KNIFE

/ TECHNICAL SPECIFICATIONS

Beryllium copper hand tool.
Blade length : 150 mm. Wooden handle.

Reference	Diameter	Weight
GS1050		



/ GS172

SAW BLADE

/ TECHNICAL SPECIFICATIONS

Hand tool in beryllium bronze. Blade designed to fit blue gas saw ref.
GS160. This product is also available in beryllium copper.

Reference	Diameter	Weight
GS172		



/ GS153

PAINT SCRAPER

/ TECHNICAL SPECIFICATIONS

Silicon nickel cupro bronze hand tool.
This product is also available in beryllium copper.

Reference	Description	Weight
GS153F	Flexible blade scraper	115 g
GS153R	Rigid blade scraper	165 g



/ GS155

SCRAPER WITHOUT HANDLE

/ TECHNICAL SPECIFICATIONS

Hand tool in aluminium bronze (delivered without handle).
These products are also available in beryllium copper.

Reference	Opening diameter	Blade	Weight
GS155 125	25 mm	125 x 65 mm	540 g
GS155 150	27 mm	150 x 65 mm	900 g



/ GS166

PINCHING BAR

/ TECHNICAL SPECIFICATIONS

Hand tool in bronze aluminium Ø 22 mm.
Bronze tools for explosive atmosphere.
This product is also available in beryllium copper.

Reference	Diameter	Weight
GS166		



/ GS1060

WRECKING BAR

/ TECHNICAL SPECIFICATIONS

Hand tool in aluminium bronze, hexagonal shape, Ø 16 mm.
Other dimensions available on request.

Reference	Diameter	Weight
GS1060		



/ GS86B

BRUSH WITH HANDLE

/ TECHNICAL SPECIFICATIONS

Hand tool in phosphor bronze. Bristle size: 30 mm.
This product is also available in beryllium copper.

Reference	Diameter	Weight
GS86B		



/ GS1190

SLUGGING AND FORK WRENCH

/ TECHNICAL SPECIFICATIONS

Hand tool in aluminium bronze.
This product is also available in beryllium copper.

Reference	Diameter	Weight
GS86B		



/ GS1200

SLUGGING BOX WRENCH

/ TECHNICAL SPECIFICATIONS

Hand tool in aluminium bronze.
This product is also available in beryllium copper.

Reference	Diameter	Weight
GS1200		

/ **GS88**

CHISEL

/ TECHNICAL SPECIFICATIONS

Hand tool in aluminium bronze.

These products are also available in beryllium copper.

Reference	Diameter	Weight
GS88 17	17 x 230 mm	380 g
GS88 19	22 x 200 mm	400 g
GS88 20	20 x 225 mm	475 g
GS88 21	22 x 305 mm	655 g

/ **GS80**

CAPE CHISEL

/ TECHNICAL SPECIFICATIONS

Hand tool in aluminium bronze.

These products are also available in beryllium copper.

Reference	Diameter	Weight
GS80 205	205 x 13 mm	400 g
GS80 235	235 x 17 mm	610 g

/ **GS164**

PEAK SCRAPER

/ TECHNICAL SPECIFICATIONS

Hand tool in aluminium bronze.

This product is also available in beryllium copper.

Reference	Diameter	Weight
GS164		

/ **GS152**

SCRAPER WITH ANGLED BLADE

/ TECHNICAL SPECIFICATIONS

Hand tool in aluminium bronze.

This product is also available in beryllium copper.

Reference	Diameter	Weight
GS164		



/ GS157 4

SQUARE MALLET

/ TECHNICAL SPECIFICATIONS

Hand tool in aluminium bronze.
This product is also available in beryllium copper.

Reference	Total length	Helved weight	Not helved weight	Head section
GS157 4				



/ GS158

SQUARE MALLET

/ TECHNICAL SPECIFICATIONS

Hand tool in aluminium bronze.
This product is also available in beryllium copper.

Reference	Total length	Helved weight	Not helved weight	Head section
GS158 1	355 mm	1,04 kg	0,8 kg	36 mm
GS158 3		1,18 kg	1,02 kg	40 mm
GS158 4	380 mm	1,53 kg	1,25 kg	42 mm
GS158 5		1,68 kg	1,36 kg	44 mm



/ GS3100240

SHOVEL WITH HANDLE

/ TECHNICAL SPECIFICATIONS

Made in beryllium copper.

Reference	Total length	Helved weight	Not helved weight	Head section
GS3100240				



/ GS3100470

PICKAXE

/ TECHNICAL SPECIFICATIONS

Made in beryllium copper.

Reference	Total length	Helved weight	Not helved weight	Head section
GS3100470				



/ TD09

ELECTROSTATIC EARTHING DEVICE

Reference	Total length	Helved weight	Not helved weight	Head section
TD09				



**/ TS38A
TS38B**

BYPASS DEVICE FOR GAS SOIL PIPES

/ TECHNICAL SPECIFICATIONS

Device composed of :
 - Safety shunt with two insulated clamps in anti-spark alloy,
 - Capacity 18 to 38 mm,
 - Crimp terminal for cable diameter up to 8,2 mm with insulated cover,
 - Clamps linked by a 35 mm² copper braid (extra flexible), transparent plastic coated.

Reference	Braid length	Weight:
TS38A	0,7 m	1,4 kg
TS38B	2 m	1,9 kg



/ GS400

SET OF 35 TOOLS

/ TECHNICAL SPECIFICATIONS

Insulated clamp, spring activated, capacity : 18 to 38 mm
 Crimp terminal for cable diameter up to 8,2 mm, with insulated cover

Reference	Braid length	Weight
GS400		



/ TS38

CLAMP FOR BY-PASS DEVICE FOR GAS SOIL PIPES

/ TECHNICAL SPECIFICATIONS

Insulated clamp, spring activated, capacity : 18 to 38 mm
 Crimp terminal for cable diameter up to 8,2 mm, with insulated cover

Reference	Braid length	Weight
TS38		



/ GS450

SET OF 17 TOOLS

/ USE

Kit specially adapted for intervention vehicles and for transport vehicles of dangerous products. Kit used by firemen, prevention services, disaster and emergency services, safety services, gas service, etc.

Reference	Braid length	Weight
GS450		



/ GS100-2-20

/ USE

Working protective tent

/ TECHNICAL SPECIFICATIONS

Fiberglass frame.
Canvas : translucent white polyester 350 g/m², yellow PVC base 670 g/m².
Fire classification: M2.
Delivered with carrying bag, tent poles, retaining ropes.

Reference	Dimensions
T31GM	2,50 x 2,00 x 1,90 m
T31PM	1,80 x 1,70 x 1,65 m



/ T270

WELDING TENT

/ USE

For staff and equipment protection during trench works.

/ TECHNICAL SPECIFICATIONS

Canvas in white polyester.
Option : Customisation available on request (color and/or logo).

Reference	Folded dimensions	Set up dimensions	Weight
T270GM	1,80 x 0,35 x 0,35 m	2,50 x 2,50 x 2 m	20 kg
T270PM	1,80 x 0,25 x 0,25 m	1,80 x 1,80 x 1,95 m	13 kg








TRANSPORT AND STORAGE SOLUTIONS

- 366** TOOLS FOR TRANSPORT BAGS
- 370** FOR PERSONAL PROTECTIVE EQUIPMENT
- 377** FOR TOOLS
- 383** TOOLS BOXES AND CASES








SELECTION GUIDE

/ TOOLS TRANSPORT BAGS

	ST-80	ST-100	STT-80	
				
VOLUME	80 L	100 L	80 L	
DIMENSIONS	75 x 35 x 33 cm	80 x 42 x 33 cm	75 x 36 x 33 cm	
WEIGHT	2 kg	2,6 kg	3,7 kg	
BACK CARRYING				
TROLLEY			✓	
STRAP	✓	✓	✓	
HANDLE	✓	✓	✓	
LABEL-HOLDER	✓	✓	✓	
COMPARTMENTS				
POCKETS	✓	✓	✓	
HOLDALL				
EQUIPMENTS	Helmet, shoes, glasses, mask, vest, gloves, insulating mat, clothing, harness		Helmet, shoes, goggles, mask, vest, gloves, insulating mat, clothing, harness	



STT-100N	S509NM	SDP-40	TS75	S520SF
				
100 L	80 L	40 L	42 L	42 L
85 x 32 x 40 cm	75 x 42 x 33 cm	xxx cm	30 x 60 cm	55 x 32 x 24 cm
4,7 kg	1,5 kg	1,2 kg	780 g	540 g
		✓	✓	
✓				
	✓			
✓	✓	✓	✓	✓
✓	✓	✓	✓	
✓				
✓	✓	✓		
			✓	✓
Helmet, shoes, goggles, mask, vest, gloves, insulating mat, clothing, harness	Helmet, shoes, goggles, mask, vest, gloves, insulating mat, clothing, harness	Helmet, shoes, goggles, mask, vest, gloves, insulating mat, clothing, harness	Fall arrester equipment (harness, rope, energy absorber)	Helmet, shoes, goggles, mask, vest, gloves, clothing, harness








SELECTION GUIDE

/ TOOLS TRANSPORT BAGS

	SAD-20	COT-PM	SADT-25
			
MATERIAL	Textil		
VOLUME	20 L	30 L	25 L
DIMENSIONS	37x44x21 cm	45x33x25 cm	40x55x35 cm
WEIGHT	3,1 kg	2,7 kg	5,3 kg
BACK CARRYING	✓		✓
TROLLEY			✓
STRAP		✓	
HANDLE	✓	✓	✓
LABEL-HOLDER	✓	✓	✓
INTERNAL TOOLS-HOLDER	✓	removable	removable
COMPARTMENTS	✓	✓	✓
POCKETS	✓	✓	✓
HOLDALL			
EQUIPMENTS	PC or tablet computer, small tools (screwdrivers, pliers, wrenches, ...), measuring devices, some clothes and small PPE	LV live working insulated tools (screwdrivers, pliers, wrenches, ...), metal saw, measuring devices, protection mats	



STHC-15	STHO-25	STH-29	S20TGMR	T533N
Temporary transport				
				
Textil			Leather	
17 L	25 L	29 L	8 L	20 L
32x28 cm	28x42 cm	30x42 cm	24x16x31 cm	42x30x16 cm
1,2 kg	0,68 kg	1,1 kg	0,53 kg	2,4 kg
				✓
	rope	rope + metal hook	karabiners	✓
				✓
				✓
				✓
	✓	✓	✓	
small tools				



VALUE

/ SDP-40 NEW

BACKPACK FOR PPE TRANSPORTING - 40 L

Advantages

- High-strength polyester canvas bag (\geq 900 denier, PVC coating)
- Medium capacity approx. 40L
- Large main compartment for clothes and separate compartments for boots, gloves.
- Max load capacity 25Kg.

/ USE

This backpack is ideal for storing and transporting Personal Protective Equipment (PPE) such as clothing, shoes/boots, helmets and gloves.

Reference	Colour	Dimensions	Weight
SDP-40N	Black	35 x 51 x 23 cm	1,2 kg
SDP-40B	Dark blue		



VALUE

/ SAD409 OUR SELECTION

PPE BACKPACK, 35L

Advantages

- Practical and easy to carry backpack.
- Organised with an inner main compartment, 3 outer zip pockets and an aerated shoe pocket.

/ USE

Ideal bag for storing and transporting PPE (Personal Protective Equipment).

Reference	Capacity	Dimensions	Weight
SAD409	35 L	35 x 23 x 50cm	1,5 kg

/ TECHNICAL SPECIFICATIONS

Polyester 600 fabric bag with PVC coating including:

- A drawstring closure and a flap with automatic plastic buckle closure.
- An adjustable waist strap with automatic closure.
- An inside pocket on the back and a transparent window for documents under the flap.
- A shoe pocket under the bag.
- 3 outside pockets, two on the sides and one in the middle.

made in France





ESSENTIAL



/ TS75

EQUIPMENT CARRIER BAG, 42L

/ USE

Bag for transporting equipment, ropes, harnesses.

/ TECHNICAL SPECIFICATIONS

PVC-coated polyester canvas bag. Drawstring and lace clip closure. Inside : a metal ring for hanging the bag and a protective flap with transparent label holder.
On the outside : shoulder straps and handle.
Bottom reinforced with straps.

Reference	Capacity	Dimensions	Weight
TS75	42 L	30 x 60 cm	800 g

VALUE



/ S520SF

CABIN BAG FOR PPE 42L

Advantages

- Structure in coated canvas, in conformity with the dimensions of cabin luggage.
- Large zipper opening and two sliders.
- Carrying by straps with handles.

/ USE

This coated canvas bag allows you to transport your PPE or other equipment, documents, protected from humidity and UV rays.

/ TECHNICAL SPECIFICATIONS

Coated canvas bag ideal for transporting equipment in carry-on luggage.
Large opening by slide and two sliders.
2 carrying handles.

Reference	Capacity	Dimensions
S520SF	42 L	55 x 24 x 32 cm



ESSENTIAL

**/ SET-55
SIT-100**

NEW

TRAINING BAG
FOR PPE TRANSPORTING
55 L & 100 L

/ USE

This bag is ideal for storing and transporting Personal Protective Equipment (PPE) such as clothing, shoes/boots, helmets and gloves...

Reference	Volume	Dimensions	Weight
SET-55N	55 L	57 x 33 x 30 cm	1,65 kg
SIT-100	100 L	70 x 40 x 35 cm	2,2 kg



PREMIUM

**/ SEDT-55
SIDT-100**

NEW

TRAINING BAG
FOR PPE TRANSPORTING
55 L & 100 L

/ USE

This bag is ideal for storing and transporting Personal Protective Equipment (PPE) such as clothing, shoes/boots, helmets and gloves...

Reference	Volume	Dimensions	Weight
SEDT-55N	55 L	57 x 33 x 30 cm	1,65 kg
SIDT-100	100 L	70 x 40 x 35 cm	2,2 kg



ESSENTIAL



/ S509NM

PPE TRANSPORT SOFT BAG, 80L

Advantages

- Lightweight bag.
- Multiple pockets for optimal storage.

/ USE

This bag is made of flexible PVC-coated canvas and can be used to transport PPE such as shoes, helmets, gloves, clothing, glasses and other equipment, protected from humidity and UV light.

/ TECHNICAL SPECIFICATIONS

- Bag comprising :
- One main compartment with U-shaped zipper opening on top and 2 sliders,
 - Front with 3 zipped pockets, a label holder,
 - Right side with a zipped pocket, including a « kangaroo » pocket,
 - Left side with a zipped pocket.

Reference	Capacity	Dimensions	Weight
S509NM	80 L	70 x 38 x 30 cm	1,5 kg



VALUE

made in France



VALUE

made in France



/ ST-80

PPE TRANSPORT BAG, 80L

Advantages

- Strong canvas structure, capacity 80L.

/ USE

This semi-rigid, high-strength canvas bag can be used to carry PPE such as shoes, helmets, gloves, clothing, eyewear, other equipment, documents, etc., protected from moisture and UV light.

/ TECHNICAL SPECIFICATIONS

Back side: two large pockets with zip.
Right side: sock pocket with name tag, zipper, for shoes or laundry.
Left side: mesh pocket.
Bottom: raised and protected by 6 studs.
Top: large opening with large nylon mesh zip and two sliders.
One full-length inside pocket.

Reference	Capacity	Dimensions	Weight
ST-80	80 L	75 x 35 x 33 cm	2 kg

/ ST-100

PPE TRANSPORT BAG, 100L

Advantages

- Strong fabric structure, large capacity 100L.

/ USE

High resistance semi-rigid fabric bag designed to store and transport PPE such as shoes, helmet, gloves, garments, glasses, documents etc. The bag protects the PPE against dirt, moist and UV light.

/ TECHNICAL SPECIFICATIONS

Front side: one large full-length pocket with zipper closure.
Back side: two large pockets with zip closure.
Right side: sock pocket with name tag, zipper, for shoes or laundry.
Left side: one patch pocket.
Top: large opening with large nylon mesh zip and two sliders with two integrated tightening straps, 2 inside grid pockets.
One removable inner partition with self-grip.

Reference	Capacity	Dimensions	Weight
ST-100	100 L	80 x 42 x 33 cm	2,6 kg

VALUE

made in France



/ STT-80

PPE TROLLEY BAG, 80LL

Advantages

- Integrated trolley system.
- Capacity 80L.

/ USE

This semi-rigid, high-strength canvas bag can be used to carry PPE such as shoes, helmets, gloves, clothing, eyewear, other equipment, documents, etc., protected from moisture and UV light.

/ TECHNICAL SPECIFICATIONS

Back side: two large pockets with zip.
Right side: sock pocket with name tag, zipper, for a pair of shoes or laundry.
Top: large opening with large nylon mesh zip and two sliders.
1 full-length inside pocket.

Reference	Capacity	Dimensions	Weight
STT-80	80 L	75 x 36 x 33 cm	3,7 kg



VALUE

/ STT-100N NEW

CARRYING TROLLEY BAG FOR PPE - 100L

Advantages

- Bag made of high-strength polyester fabric with PVC coating.
- Large capacity about 100L, maximum load capacity 25 kg.
- With a large main compartment for clothes and separate compartments for boots, helmet, gloves, within a removable separation.
- Telescopic trolley device and offroad wheels.



/ USE

This trolley bag is ideal for storing and carrying Personal Protective Equipment (PPE) such as clothing, shoes/boots, helmet and gloves...

/ TECHNICAL SPECIFICATION

INTERIOR :

Bottom and sides reinforced with a rigid polyethylene structure;
On one large side, 3 lateral pockets in grid fabric (A4 format);
On a small side, a boot pocket with access from the outside of the bag;
On the other small side, a removable separation to store the helmet;
One grid pocket under flap with zip and slider;

OUTSIDE :

Bag closes from the top, on 3 sides, with a large mesh spiral zip and 2 lockable sliders for optimum access to the main compartment, on the flap including 2 straps with automatic buckles to carry jacket;
A long pocket covering all a large side, closing by large mesh spiral zip and 2 sliders;
On the other large side, two pockets closing by large mesh spiral zip and 2 sliders, within one small grid pocket with zip;
Raised bottom protected by two bars;
One small side features a label holder, a kangaroo pocket (volume occupying the interior of the bag) with zip closure and 1 slider, and a double telescopic cane for trolley;
On the opposite side, a base feet and offroad wheels;
A red lining on each side;
Two adjustable handle straps that can be joined by a comfortable pad with self-gripping elements

Reference	Colour	Dimensions	Weight
STT-100N	Black	85 x 32 x 40 cm	4,7 kg

ESSENTIAL



ESSENTIAL



/ H125D

LARGE TRANSPORT BAG FOR INSULATING MATS

/ USE

Bag for the transport of insulating mats.

/ TECHNICAL SPECIFICATIONS

PVC-coated polyester bag with zip closure.
Carried by strap handles.

Reference	Dimensions
H125D	125 x 30 x 20 cm

/ H195

TEXTILE BAG FOR TRANSPORT OF EQUIPMENT

Advantages

- Heavy duty PVC canvas bag, long length.

/ USE

Bag for carrying equipment, ropes, harnesses, hot sticks.

/ TECHNICAL SPECIFICATIONS

PVC canvas bag. Zipper closure and two sliders. Cylindrical sides. Carried by two straps with handles. Label holder on one side

Reference	Dimensions
H125D	125 x 30 x 20 cm



ESSENTIAL



VALUE

made in France



/ TS28H HOLDALL BAG

/ USE

A popular model for transporting climbing equipment and temporary insulation.

/ TECHNICAL SPECIFICATIONS

Holdall bag, made of polyamide/polyester canvas and PVC coating. Drawstring closure. Inner bottom reinforced with plastic.

Reference	Capacity	Base diameter	Height	Weight
TS28H	40 L	31 cm	70 cm	670 g

/ TS10VE STORAGE BAG FOR GLOVES

/ USE

Storage bag for composite gloves.

/ TECHNICAL SPECIFICATIONS

PVC coated polyester glove bag with magnetic closure flap incorporating a pull tab for easy opening. Inside pocket on one side for a bottle of talcum powder and an inside partition on the back. Can be worn with a leather belt loop or a swivel plastic snap hook.

Reference	Dimensions	Weight
TS10VE	41 x 17 x 8,5 cm	360 g

ESSENTIAL



/ TS10GL LONG INSULATING GLOVE CASE

/ USE

Case for transporting long insulating gloves for mechanical and light (UV) protection.

/ TECHNICAL SPECIFICATIONS

PVC coated polyester canvas, polypropylene strap.

1 large main compartment with :

- An open pocket on the front for a glove care kit,
- A flat transparent pocket on the back for instructions.

Grid bottom for ventilation. Two strap handles, one on the top and one in the middle of the length (vertical or horizontal carrying).

Reference	Dimensions	Weight
TS10GL	30 x 90 x 20 cm	700 g





PREMIUM

/ SADT-25

TROLLEY BACKPACK FOR PPE AND TOOLS

Advantages

- A practical and easy to carry trolley backpack, organised with a main compartment for access to tools, two large side pockets for glove and mat storage, and a hidden helmet cover in a zipped pocket.
- A front tote pocket is ideal for last minute storage.

/ USE

Ideal bag for storing and transporting PPE and electrician tools.

/ TECHNICAL SPECIFICATIONS

One main compartment with sleeves for individual holding and protection of each clip. Two small grid pockets on the sides. A removable tray for storing screwdrivers and other tools. Sides: two large pockets for gloves and mats, with reflective strips for visibility. One side storage for the saw. Front: one zipped slip pocket with reflective tape for visibility, and two elastic straps for carrying equipment such as a voltage detector. Bag closure with automatic buckle and self-grip fasteners.

Reference	Capacity	Dimensions	Weight
SADT-25	25 L	40 x 55 x 35 cm	5,3 kg



ESSENTIAL

made in France



/ MS35V2

TEXTILE CASE FOR 7 SINGLE OPEN ENDED SPANNERS

Advantages

- Case in PVC-coated polyester mesh.

/ USE

Textile case for storing insulated single open spanners.

/ TECHNICAL SPECIFICATIONS

Storage case in PVC-coated polyester mesh, with 7 pockets may contain insulated single open spanners until the number 19. Closing by snap fastener.

Reference	Dimensions	Weight
MS35V2	18 x 14 x 1 cm (closed)	62 g



VALUE

/ COT-PM NEW

SMALL CAPACITY TOOLBOX

Advantages

- Sturdy tool box with rigid moulded base and metal handle structure for optimum protection, several pockets and two removable inner trays for easy and safe storage of tools.
- Includes a pocket for a hacksaw.



/ USE

Semi-rigid « all-terrain » box for transporting live working tools, small tools and small measuring equipment

/ TECHNICAL SPECIFICATION

Two elastic side straps.
8 compartments (4 on the back and 4 on the front) inside the pouch.
Two removable partitions with hook and loop fastener system for holding tools.
On the back outside, 6 compartments cartridge belt for holding tools.
On one side, an open pocket.
On the opposite side, three small pockets, one of which has a flap and hook and loop fastener, a label holder, a measuring tape attachment.
Self-gripping system for holding mats on the flap.
A central pocket on the front with flap and hook and loop fastener.
A semi-rigid pocket for a hacksaw, positioned at the back of the front pocket, removable with a system for holding the bag by straps.

Reference	Dimensions	Weight
COT-PM	45 x 33 x 25 cm	2,7 kg

ESSENTIAL

made in France



ESSENTIAL



/ S33PM S33GM CANVAS SOFT CASE

/ USE

Practical in the field of telephony and electronics.

/ TECHNICAL SPECIFICATIONS

With a carrying strap and a zip, made of canvas with a transparent label holder, this case can carry a few tools. Delivered empty.

Reference	Dimensions	Weight
S33PM	20 x 6 x 4 cm	150 g
S33GM	26 x 6 x 6 cm	170 g

/ T104

ROLL-UP SOFT CASE

/ TECHNICAL SPECIFICATIONS

Roll-up case with lanyard for closure, model for 15 tool slots. Delivered empty.

Reference	Dimensions	Weight
T104	66 x 33 x 0,8 cm	270 g



ESSENTIAL



/ **SAD-20**
BACKPACK 20L

Advantages

- 20L capacity bag, with various pockets and holders for tools and other equipment.
- Protected laptop compartment.
- Comfortable backpack for optimal transport with a moulded bottom for better protection against rubbing and liquids.

/ USE

Technical backpack for project leaders, managers and preventionists who need to travel in the field with a PC, tablet, documentation, some tools and small PPE.

/ TECHNICAL SPECIFICATIONS

One main interior zippered compartment with room for a 13" laptop, including pockets for various tools including 8 clip pockets, 6 elasticated holders, a wrist strap with carabiner and metal thimble, a name tag and 3 pen holders.
Two external side pockets, one with hook and loop fastener.
One front compartment with zipper and integrated mesh, one exterior patch pocket with zipper and two open pockets with webbing and metal loops.

Reference	Capacity	Dimensions	Weight
SAD-20	20 L	38 x 22 x 50 cm	3,085 kg

ESSENTIAL



/ **S32**
CANVAS BAG

/ TECHNICAL SPECIFICATIONS

Canvas bag including :
- 1 central compartment,
- 1 front pocket with bungee cord to hold tools,
- 1 back pocket,
- 3 zips, reinforced bottom, adjustable and removable shoulder strap.

Reference	Dimensions	Weight
S32	44 x 33 x 16 cm	630 g

ESSENTIAL



/ **S31N**
CANVAS FANNY PACK

/ TECHNICAL SPECIFICATIONS

Cover made of canvas.
Adjustable belt carrying system,
1 central pocket,
1 front pocket with bungee cord to hold tools,
1 back pocket,
3 zips.

Reference	Dimensions	Weight
S31N	30 x 16 x 10 cm	280 g



VALUE

made in France



VALUE

made in France



/ S10
ELECTRICIAN LEATHER TOOL BAG

/ TECHNICAL SPECIFICATIONS

Leather bag with sewn-on shoulder strap and front pocket.
Closing system with straps.
Delivered without tools.

Reference	Dimensions	Weight
S10	37 x 26 x 10,5 cm	1,35 kg

/ S15PM
PLUMBER LEATHER BAG WITH CARRYING HANDLE

/ TECHNICAL SPECIFICATIONS

Riveted bag with carrying handle.
2 fastening straps.
Delivered empty.

Reference	Dimensions	Weight
S15PM	35 x 12 x 12 cm	550 g

VALUE

made in France



VALUE

made in France



/ S15MM
SPLIT LEATHER TOOL BAG WITH SHOULDER STRAP

/ TECHNICAL SPECIFICATIONS

Bag and shoulder strap made in split leather.
Reinforced bottom and sides.
3 protections underneath the bag.
Delivered empty.

Reference	Dimensions	Weight
S15MM	45 x 18 x 16 cm	1,25 kg

/ TS33N
BLACK LEATHER TOOL BAG

/ USE

Designed to store small tools for live working.

/ TECHNICAL SPECIFICATIONS

Equipped with a handle, a pouch pocket, a divider with a bungee cord to hold tools, a flap forming a tray with a bungee cord.
Bag delivered empty.

Reference	Dimensions	Weight
TS33N	42 x 30 x 16 cm	2,40 kg



PREMIUM

made in France



/ TS33GM NEW

LEATHER/TEXTILE FABRIC BAG
FOR ELECTRICIAN TOOLS,
LARGE MODELE

Advantages

- Bag with big volume, organized with main compartment including several boards with cardbridges for tools access.
- Reinforced sides and bottom which allow the bag to naturally stand in vertical position and to withstand deformation.
- Possibility for adding a trolley system (in option) on the back.



/ USE

Bag suitable for electrician, to stow and carry insulating tools (screwdrivers, pliers, spanners, others small tools and equipment).

Reference	Dimensions	Weight
TS33GM	45 x 45 x 22 cm	4,44 kg

/ TECHNICAL SPECIFICATION

INTERNAL: A main compartment with two rigid separations:

First fixed separation reinforced by aluminum brackets, on the back 3 open sheaths for maintaining and protection of big pliers and heavy tools, on the front a cardbridge with 12 sheaths. Second separation, pivotable, with on each face 6 sheaths and elastic strap. Front bag part, openable and reinforced, with 6 sheaths and elastic strap. Two lateral small mesh pockets for small accessories. Walls, bottom, under handle and front part reinforcements by polypropylene sheets for a high strength.

EXTERNAL: On the flap an ergonomic handle. A removable adjusting shoulder. At the bottom, protecting plastic feet for optimal standing in vertical position. Bag closure by flap with leather straps and tongue buckles.

PREMIUM

made in France



/ TS28V ELECTRICIAN LEATHER BAG

/ USE

Designed to store small tools for live working.

/ TECHNICAL SPECIFICATIONS

Carrying system with shoulder strap and felt reinforcement for better comfort. Front opening, 1 removable tray. Bag delivered empty.

Reference	Dimensions	Weight
TS28V	45 x 16 x 37 cm	4,30 kg

ESSENTIAL

made in France



/ S20T HARD CANVAS TOOL BAG FOR WORKING AT HEIGHT

/ TECHNICAL SPECIFICATIONS

Bag made of strong polyamide canvas and PVC coating. 2 pockets, 1 with flap and snap closure. 2 carrying systems: either by 2 loops for wearing on the safety belt, or by carabiners for wearing on the safety harness. Delivered without tools.

Reference	Dimensions	Weight
S20TPM	25 x 23 x 10 cm	300 g
S20TGM	30 x 24,5 x 15 cm	350 g



made in France

PREMIUM

/ S20TGMR NEW

REINFORCED PVC-COATED CANVAS TOOL BAG FOR WORKING AT HEIGHT

Advantages

- Bag including lateral reinforcement elements allowing an easy access to the tools.
- Closing flap and opening front pocket.
- 2 carrying devices for belt or harness wearing by metallic hooks.



/ USE

Ideal for carrying small equipment and tools for working at height.

/ TECHNICAL SPECIFICATION

INSIDE:

- A main compartment (dimensions : 22x11x30,5 cm) including lateral reinforcement elements, bottom with 2 holes for water draining. Closing flap on upper part with self-gripping elements and strap pull;

EXTERNAL:

- A front opening pocket (dimensions : 22,5x3x26 cm);
- Two metallic hooks on the back part to fit to the harness.

Reference	Overall dimensions	Weight
S20TGMR	24 x 16 x 31 cm	0,53 Kg



PREMIUM

/ STHC-15 NEW

TEXTILE BUCKET WITH INDIVIDUAL INSIDE TOOL POSITIONING FOR WORKING AT HEIGHT

Advantages

- Bag including reinforcement elements allowing an easy access to the tools and ensuring a good ground clearance.
- High strength attachment rope and metallic ring on the top.

/ USE

Ideal for carrying small equipment and tools for working at height.

/ TECHNICAL SPECIFICATION

INSIDE :

- A main compartment including lateral reinforcement element with tool positioning sheaths for individual storage, Reinforced bottom with hole and eyelet for water draining.

EXTERNAL :

- Upper part reinforced by metallic ring;
- High strength rope with sewn attachment end.

Reference	Description
STHC-15	Textile bucket with individual inside tool positioning for working at height



made in France



VALUE

made in France 



/ STHO-25

STORAGE BUCKET BAG FOR WORK AT HEIGHT - 25L

Advantages

- Sheathed rope for handling and suspension, with high resistance seams.
- Flexible bag that can be folded flat, taking up less space when stored.

/ USE

Canvas bucket bag for hanging up when working at height. Allows you to store materials and tools within easy reach.

/ TECHNICAL SPECIFICATIONS


Highly resistant PVC canvas bag, diameter 28 cm, with double stitching, for the transport of equipment and tools when working at height.

The bag has a static rope of 10,5 mm diameter sewn at each end and a metal hoop at the top.

The inside bottom is protected and reinforced, with a small hole for water drainage.

Reference	Capacity	Height	Diameter	Weight
STHO-25	25 L	42 cm	28 cm	0,68 kg

PREMIUM

made in France 



/ STH-VRP

SOFT LEATHER TOOL BAG FOR WORKING AT HEIGHT

Advantages

- Leather bag with double stitching and lateral stiffeners.
- Can be worn on the harness or at the belt.

/ USE

Soft leather tool bag for working at height, it can be worn on the harness or at the belt.

/ TECHNICAL SPECIFICATIONS

Interior :

- A large open compartment with lateral stiffeners ;
- An eyelet in the bottom for water evacuation ;
- Two metal snap hooks.

Exterior :

- An open pocket on the front.

Reference	Dimensions	Weight
STH-VRP	24 x 33 x 10 cm	630 g

VALUE



/ S20

LEATHER TOOL BAG

/ USE

Convenient for working at height.

/ TECHNICAL SPECIFICATIONS

Leather bag equipped with:

- 2 pockets, one with a flap
 - 2 carrying devices : with 2 loops for belt wearing or with 2 snap hooks for carrying on safety harness.
- Delivered empty.

Reference	Dimensions	Weight
S20PM	27 x 26 x 13 cm	900 g
S20GM	30 x 24,5 x 15 cm	1060 g



/ ART161V
TOOLBOX – 406 X 252 X 244 MM

Advantages

- a reinforced lid for sitting down
- a retractable carrying handle
- 2 large clasps – padlock facility
- large storage capacity for all uses

/ TECHNICAL SPECIFICATIONS

Colour: black. Features red handles and clasps. Material: Polypropylene

Reference	Dimensions	Weight
ART161V	406 x 252 x 244 mm	0,92 kg



/ B102P-V64V
POLYPROPYLENE TOOL BOX

/ USE

Plastic box with removable tray.

/ TECHNICAL SPECIFICATIONS

Material: polypropylene.

- Equipped with :
- Continuous handle with lid fastening function;
 - 2 fasteners;
 - 1 movable shelf with cover for small pieces;
 - 1 movable tray for tools;
 - 1 padlock locking device.
- Additional feature of model V64V : 2 riveted straps on the back to hold insulating mat and/or insulating sheets (not included). Delivered empty.

Reference	Dimensions	Weight
B102P	475 x 257 x 255 mm	2,20 kg
V64V	475 x 257 x 255 mm	2,20 kg



/ S505
POLYPROPYLENE TOOL BOX

/ USE

Case for small pieces.

/ TECHNICAL SPECIFICATIONS

Material: polypropylene.

- Equipped with:
- Integral large handle.
 - 5 to 26 compartments, customized separation.
 - 2 fasteners, transparent and stackable lid.
- Delivered empty.

Reference	Dimensions	Weight
S505	460 x 330 x 80 mm	1 kg



/ ART162N
FULLY INSULATED TOOLBOX

Advantages

- Large storage capacity to suit all uses
- It has 2 removable dividers to divide the interior and make storage easier, and a small mobile storage tray for small items that gives easy access to the interior.

/ TECHNICAL SPECIFICATIONS

Colour: Midnight blue. Features a carry handle. Material: Polypropylene

Reference	Dimensions	Weight
ART162N	515 x 287 x 388 mm	2,21 kg



/ C259NM

POLYPROPYLENE TOOL CHEST

Advantages

- Wheels and retractable carrying handle
- Integrated accessory compartment and handles
- Oil and chemical resistant

TECHNICAL SPECIFICATIONS

Equipped with:

- 2 removable trays
- 2 removable shelves for small pieces
- 2 fasteners
- 2 side handles
- 1 padlock locking device

Delivered empty.

Reference	Dimensions	Weight
C259NM	635 x 450 x 420 mm	7,55 kg



/ ART17048H

MAINTENANCE CASE

USE

High capacity and lightweight, designed to be used on-site.

TECHNICAL SPECIFICATIONS

Equipped with:

- a document holder.
 - inside fitting for tools and accessories.
 - 2 tool-holders with straps.
 - a padlock locking device.
- Delivered empty.

Reference	Description
ART17048H	Maintenance case



/ B96M

CANTILEVER TOOL BOX 5-TRAY

TECHNICAL SPECIFICATIONS

Made of sheet metal, equipped with:

- 5 compartments.
- Double handle
- Padlock locking device

Delivered empty.

Reference	Description
B96M	Cantilever tool box 5-tray



/ C274

TEXTILE BUCKET WITH INDIVIDUAL
INSIDE TOOL POSITIONING
FOR WORKING AT HEIGHT



/ TECHNICAL SPECIFICATIONS

Case with 2 snap fasteners, for storing hand tools, marking signs, asbestos kits, etc.
Delivered empty.

Reference	Bag's type	Weight	Dimensions
C274	Toolbox	0,7 kg	375 x 308 x 75 mm
C274B		1 kg	435 x 308 x 90 mm
C274GM	Suitcase	1,5 kg	510 x 360 x 120 mm





TEMPORARY INSULATION



Your life,
Our work.

/ RBCL

INSULATING MATS

IEC 61111:2009

In addition to Personal Protective Equipment, the mat isolates the operator from the ground so that an electric current is not passed through it in the event of direct contact or step voltage.

The choice of the CLASS of the mat must be determined according to the maximum nominal voltage of the network (annex A of IEC 61111). Simple rules of use and maintenance must also be observed (Annex B of IEC 61111).

This information is recalled on each of the mats with a marking strip. Reminder of the class color on the marking strip.

The color of the marking is carried out according to the color code of IEC 61111.



EXCLUSIVE

Color	Class	Max. operating voltage A.C. (alternatif current)	Max. operating voltage D.C. (direct current)
Red	0	1000V	1500V
Yellow	2	17000V	25500V
Green	3	26500V	39750V
Orange	4	36000V	54000V

/ RBCL0

INSULATING MAT – CLASS 0

Maximum operating voltage : 1 000V AC
Grey elastomer

Advantages

- Ultra-light carpet that facilitates daily interventions in the building industry.

Reference	Dimensions	Shape	Weight	Marking
RBCL0 0,6 X 0,6	0,6 x 0,6 m	Mat	1,8 kg	Red
RBCL0 0,6 X 1	0,6 x 1 m		1,84 kg	Red
RBCL0 1 X 1	1 x 1 m		3 kg	Red
RBCL0 1X10	1 x 10 m	Roll	30 kg	Red

/ RBCL2

INSULATING MAT – CLASS 2

Maximum operating voltage : 17 000V AC
Grey elastomer

Reference	Dimensions	Shape	Weight	Marking
RBCL2 0,6 X 1	0,6 x 1 m	Mat	2,4 kg	Yellow
RBCL2 1 X 1	1 x 1 m		3,9 kg	Yellow
RBCL2 1 X 10	1 x 10 m	Roll	39,8 kg	Yellow

/ RBCL3

INSULATING MAT – CLASS 3

Maximum operating voltage : 26 500V AC
Grey elastomer

Reference	Dimensions	Shape	Weight	Marking
RBCL3 0,6 X 1	0,6 x 1 m	Mat	2,9 kg	Green
RBCL3 1 X 1	1 x 1 m		4,8 kg	Green
RBCL3 1X10	1 x 10 m	Roll	48 kg	Green

/ RBCL4

INSULATING MAT – CLASS 4

Maximum operating voltage :36 000 V AC
Grey elastomer

Reference	Dimensions	Shape	Weight	Marking
RBCL4 1 X 1	1 x 1 m	Mat	7,5 kg	Orange
RBCL4 1X10	1 x 10 m	Roll	75 kg	Orange



/ TN05R NEW
TN10R

INSULATING SHEET 3/10 MM
CEI 61112 CLASSE 0 (1000V)


/ USE

Soft transparent sheet, for insulating during work in progress by covering over bare conductors or insufficiently insulated conductors on a LV network. Max operating voltage : 1000V AC

/ TECHNICAL SPECIFICATIONS

Material: insulating fireproof PVC film.

Reference	Thickness	Length	Width	Weight
TN05R	3/10e	12,5 m	1,3 m	0,70 kg
TN10R		25 m		1,39 kg



/ TN02R

INSULATING SHEET 3/10 MM
IEC 61112 CLASS 0 (1000V)


/ USE

Temporary insulation by covering bare or insufficiently insulated parts and conductors of an LV network element. Maximum operating voltage: 1000 V AC.

/ TECHNICAL SPECIFICATIONS

Material: insulating fireproof PVC film.

Reference	Thickness	Length	Width	Weight
TN02R	3/10 mm	25 m	0,65 m	0,70 kg



/ TN08

INSULATING SHEET 8/10 MM
IEC 61112 CLASS 0 (1000V)

/ USE

Temporary insulation by covering bare or insufficiently insulated parts and conductors of an LV network element. Maximum operating voltage: 1000 V AC.

/ TECHNICAL SPECIFICATIONS

Material: insulating fireproof PVC film.

Reference	Thickness	Length	Width	Weight
TN08	8/10e	25 m	1,3 m	30 kg



/ TN15R

INSULATING TAPE
IEC 61112 CLASS 0 (1000V)

/ USE

Temporary insulation by covering bare or insufficiently insulated parts and conductors of an LV network element. Maximum operating voltage: 1000V AC.

/ TECHNICAL SPECIFICATIONS

Material : insulating fireproof PVC film.

Reference	Thickness	Length	Width	Weight
TN15R	3/10e	25 m	90 mm	900 g

/ MSMAG NEW
INSULATING MAGNET



Advantages

- Easy and quick to install.
- Large handle (80 mm) for easy use with gloves.

/ USE

Insulating magnet used for fixing the insulating sheets (references : TN10R; TN10 or TN05) during interventions on electric switchboards. Also used used for the covering of battery packs on electric vehicles.

/ TECHNICAL SPECIFICATIONS

Maximum operating voltage : 1000V AC --1500V DC. No conductive part reachable or visible. Lift force : 4 Kg. Magnet diameter : Ø 40 mm

Reference	Weight
MSMAG	140 g

/ TN15AD NEW
INSULATING ADHESIVE TAPE
ST BT 410 / IEC 61112 CLASS 0 (1000 V)



/ USE

Temporary insulation by covering bare or insufficiently insulated parts and conductors of an LV network element. Maximum operating voltage: 1000V AC.

/ TECHNICAL SPECIFICATIONS

Material: Insulating fireproof PVC film - one adhesive side.

Reference	Length	Width	Thickness
TN15AD	25 m	90 mm	3/10e mm



/ TN17

INSULATING SHEET WITH VELCRO STRIPS
ST TST BT 410

/ USE

Insulation by covering over of bare conductors or those with faulty, doubtful or insufficient insulation. Several sheets may be added together. For LV network, to be re-used.

Reference	Length	Width	Weight
TN17 0,66M	0,66 m	0,36 m	60 g
TN17 0,90M	0,9 m	0,5 m	120 g
TN17 1,20M	1,2 m	0,8 m	250 g



/ TP60P

PLASTIC CLIP FOR INSULATING SHEETS AND BANDS

Advantages

- Weather resistant.

/ USE

Used to fix and hold in position temporary insulationlike insulation sheets or banners. For overhead networks, underground networks and indoor installations.

Reference	Length	Width	Weight
TP60P	165 mm	18 mm	82 g



/ TP60PS

SMALL PLASTIC CLIP FOR INSULATING SHEETS AND BANDS (3MM)

Advantages

- Weather resistant.

/ USE

Used to fix and hold in position temporary insulationlike insulation sheets or banners. For overhead networks, underground networks and indoor installations.

Reference	Dimensions	Weight
TP60PS	67 x 27 x 22 mm	10 g



/ TP105

SMALL PLASTIC CLIP FOR INSULATING SHEETS AND BANDS (3MM)

/ USE

Insulates live conductor wire up to 15mm diameter during work on or near the conductor. For overhead networks.
Max operating voltage : 1000 V AC.

/ TECHNICAL SPECIFICATIONS

The sleeves can be maintained in position with plastic clips (ref. TP60).

Reference	Length	Weight
TP105S1M	1 m	380 g
TP105S15M	1,5 m	520 g
TP105S3M	3 m	1400 g



/ TP115R

NEW

LONG LENGTH LV NOTCHED INSULATING SLEEVE

/ USE

To be used when working near live LV network installations to avoid direct or indirect accidental contact (tools, scaffolding, ladder, body). For overhead networks.

/ TECHNICAL SPECIFICATIONS

Light diagonal opening to ease the fitting.
Assembly of several sleeves by notch.

Reference	Length
TP115R 2,5M	2,5 m
TP115R-5M	5 m



/ MGPI

NEW

HOLDING TOOL INSULATING SHEATH

/ USE

Allows easy installation of the insulating profile on the aerial bare cable. Facilitates installation of the insulation by holding the profile in the alignment of the conductor to be protected.

/ TECHNICAL SPECIFICATIONS

- Material : Polycarbonate EXL
- Aerial bare cable up to 75 mm²

Reference	Dimensions	Insulation	Weight
MGPI	100 x 90 x 55 mm	Ø40 max	52 g



/ G80

SHEATHING GUIDE

/ USE

This tool has an 11 mm wide groove to guide and position TP115 sleeves.

/ TECHNICAL SPECIFICATIONS

Conductor section : 70 mm². Made in composite material.

Reference	Dimensions	Weight
G80	195 x 100 x 30 mm	160 g



/ P85

NOTCHING PLIERS

/ USE

Pliers specially designed to make a T notch in TP115 insulating sleeves.

/ TECHNICAL SPECIFICATIONS

Made in forged alloy steel.

Reference	Length	Weight
P85	180 mm	280 g



/ TC135

CONTAINER FOR INSULATING SLEEVES

Reference	Diameter	Weight	Length
TC135	125 mm	5 kg	1,60 m
TC135 3,10M		10 kg	3,10 m
TC135 5,10M		17,4 kg	5,10 m
TC135 A	5,10 m with female cap		
TC135 D	200 mm	18 kg	3,50 m
TC135 L	125 mm	11 kg	4 m



/ TS30

CONTAINER FOR INSULATING SLEEVES

/ USE

Equipped with rope handles with suspension hook for lifting.
Can hold up to 45 profiles.

/ TECHNICAL SPECIFICATIONS

Made of polyamide canvas. Reinforced bottom with eyelets for evacuation.
The higher part is reinforced. Rope handle with hook in plastic coated steel.
Capacity : 45 sleeves.

Reference	Length	Diameter	Dimensions	Weight
TS30	1,20 m	18 cm	1 270 x 210 mm	720 g



/ TC15 – TC20
INSULATING CAP FOR LV INSULATOR

Reference	Use	Diameter	Height	Weight
TC15	For alignment insulator	110 mm	150 mm	0,5 kg
TC20	For backstay insulator (yoke)	162 mm	200 mm	1,3 kg



/ TS26
BUCKET FOR WORKING AT HEIGHT

/ USE

Carrying of small hand tools.

/ TECHNICAL SPECIFICATIONS

Twisted yarn rope and thimble loop for suspension. Polyamide canvas bag, evacuation hole at the bottom. The higher part is reinforced.

Reference	Diameter	Height	Weight
TS26	26 cm	37 cm	600 g



/ TS05
BAG FOR INSULATING CAPS

/ TECHNICAL SPECIFICATIONS

Made of polyamide canvas. Reinforced bottom with eyelets for evacuation. The higher part is reinforced. Rope handle with hook in plastic coated steel. Capacity : 20 x TC15 or 10 x TC20

Reference	Diameter	Height	Weight
TS05	30 cm	40 cm	700 g



/ TS20 – TS21
INSULATING BAG FOR CONNECTORS

/ USE

Placed under a fixed connector at the free end of a conductor wire, this insulating bag is used to prevent accidental contact between it and a conducting component carrying a different potential.

Used on overhead power lines and inside installations.

Transparent polyvinyl bag with elastic fastener:

- for working by remote control using a hook pole TP 26, by pulling the bag grip ring ;
- for working by contact, by pulling the bag grip ring or by tilting and sliding the bag the length of the connector until it is clear.

/ TECHNICAL SPECIFICATIONS

Transparent polyvinyl bag with velcro fastening and eyelet on one extremity.

Reference	Width	Length
TS20	130 mm	210 mm



/ TC25 – TC30 – TC35 – TC40 – TC41

LV INSULATING CAP FOR CONDUCTOR ENDS
NFC 18425 / FT TST BT N°430

/ USE

Used for overhead and underground networks and indoor installations. Its purpose is to cover the stripped end of an insulated conductor during operations : the length of the stripped end should be at most equal to the cap length minus 10 mm.

/ TECHNICAL SPECIFICATIONS

Cylindrical cap in soft insulating material with across shaped opening to introduce the conductor. Sold per unit, order in multiples of 4 for each LV conductor.

Reference	Capacity section	Capacity on Insulation	Outer diameter	Length
TC25	4 to 10 mm ²	Ø 4 to 6,5 mm	14 mm	60 mm
TC30	10 to 35 mm ²	Ø 5 to 11 mm	19 mm	100 mm
TC35	16 to 70 mm ²	Ø 7,5 to 15 mm	24 mm	120 mm
TC40	25 to 100 mm ²	Ø 10 to 20 mm	30 mm	
TC41	120 to 240 mm ²	Ø 18 to 30 mm	35 mm	



/ TC43

LV INSULATING CAP FOR CONDUCTOR ENDS
NFC 18425

/ USE

The LV insulating cap is used to insulate by covering the ends of conductors and terminals during a replacement operation or removal of equipment on indoor installations.

Reference	N°	Outer diameter	Capacity section	Ø on conductor sheath	Length	Sold by
TC43P	-	9 mm	-	Min 3 - Max 4 mm	50 mm	1
TC43 N1	1	12 mm	6 to 16 mm ²	Min 5 - Max 9 mm	45 mm	10
TC43 N2	2	14 mm	25 to 35 mm ²	Min 8 - Max 11 mm	48 mm	
TC43 N3	3	20 mm	35 to 70 mm ²	Min 10 - Max 16 mm	68 mm	
TC43 N4	4	24 mm	95 to 120 mm ²	Min 15 - Max 20 mm	90 mm	



/ TR055

INSULATED ADHESIVE TAPES
EN 60454 TYPE 2

Advantages

- Flame retardant and self extinguishing - safe to use on electrical cables.
- Wide range of colours - suitable for colour coding.
- UV resistant.

/ USE

Colour coding and insulation of electrical cables.

/ TECHNICAL SPECIFICATIONS

Thickness : 0,13 mm. Breaking Load : 26 N/cm. Elongation : 180%. Adhesion to steel : 2,4 N/cm. Adhesion to self : 2,1 N/cm. Service Temperature : -5°C to +70°C. Breakdown Voltage : 8 kV. Sold per unit, order in multiples of 4 for each LV conductor.

Reference	Application	Colour	Width	Length	Weight
TR055B	-	White	15 mm	10 m	30 g
TR055BE	neutral	Blue			
TR055J	phase 2	Yellow			
TR055M	phase 3	Brown			
TR055N	-	Black			
TR055V	phase 1	Green			
TR055VJ	Earth	Green/Yellow			



/ S182

PVC PHASE MARKING TAPES
EN 80454/TYPPE 8

Advantages

- Bold, easy to read white print on contrasting background - L1, L2, L3, N.
- Flame retardant and self-extinguishing.
- Flexible.
- Good resistance to ageing.
- UV resistant.

/ USE

Electrical insulation and Alphanumeric coding of 3 phases electrical installations

/ TECHNICAL SPECIFICATIONS

Thickness : 0,18 mm. Breaking load : 40 N/cm. Elongation : 250%. Adhesion to steel : 2,3 N cm. Adhesion to self : 1,17 N/cm. Service temperature : -5°C to +70°C. Breakdown voltgae : 10 kV.

Reference	Description	Width	Length	Weight
S182L1	PVC Phase marking tape, black L1	15 mm	10 m	37 g
S182L2	PVC Phase marking tape, black L2			
S182L3	PVC Phase marking tape, black L3			
S182N	PVC Phase marking tape; blue N			



/ TN200

PROTECTION BAG FOR ELECTRICAL CABINETS S22

/ USE

Protects people against deteriorated control panels.

/ TECHNICAL SPECIFICATIONS

Made in reinforced PVC, made in insulating sheets for LV Live Working. Red elastic headband 60 mm. Marking: Danger. Diameter: 90 cm.

Reference	Version	Dimensions	Weight
TN200PM	Small version	340 x 390 x 710 mm	580 g
TN200GM	Big version	660 x 290 x 710 mm	900 g



/ CREPPK

CREPE PAPER

/ USE

Crepe paper is used in the electrical equipment industry to wrap wire and major leads and cables.

/ TECHNICAL SPECIFICATIONS

Non adhesive crepe paper, brown colour, flexible and resistant, with restoration properties.

Reference	Description
CREPPK	Crepe paper



/ FTRUB
PVC STRIP FOR JUNCTIONS

/ USE

Allows to reinforce bundles on phone cables, especially while realising junctions.

/ TECHNICAL SPECIFICATIONS

Non adhesive PVC, transparent, flexible and resistant, with memory properties.

Reference	Thickness	Width	Length	Roll diameter	Weight
FTRUB 4050	20/100e	40 mm	50 m	110 mm	550 g
FTRUB 7050	30/100e	70 mm		145 mm	1340 g



/ TE08
INSULATING SCREEN 20 KV FOR SUBSTATION

/ USE

Insulating panels to separate busbars, protective device to prevent MV switch-disconnectors from being closed, protective panel to separate working areas, insulating baseplate for transformer.

/ TECHNICAL SPECIFICATIONS

Material : fibreglass reinforced polyester.
Fire classification : M3 self-extinguishing UL94V-0.
Dielectric test : according to standard IEC 60243-1.
Mechanical test : according to standard ISO178/527/604/179 and 180.
Colour : white.
Assembling of combined screens is done with insulating corner pieces (ref. TC144C) and bolts (ref.TC144B).

Reference	Version	Width	Weight
TE08PM	Small version	1000 x 1000 x 3 mm	5,9 kg
TE08GM	Big version	2000 x 1000 x 3 mm	11,8 kg



/ TB05 - TB10
INSULATING SCREEN 20 KV FOR SUBSTATION


/ USE

May be placed on the ground for assembly and laying out of all tools required for line and installation work.

/ TECHNICAL SPECIFICATIONS

Linen cloth protective cover for protecting tools, lineman's model.
Fireproof category M2

Reference	Description
TB05	Insulating screen 20 kv for substation
TB10	



/ TB05 - TB10


INSULATING SCREEN 20 KV FOR SUBSTATION

/ USE

For LV network installations, used to cover and insulate live parts or conducting elements with which the lineman may come into contact.

Max operating voltage : 1000V AC

Reference	Description
TB05	Insulating screen 20 kv for substation
TB10	





SHUNT AND REPOWERING



/ S9A CLAMP WITH HARDENED TIP

CLAMP WITH HARDENED TIP

ENA TS 41-21

Advantages

- Knurled insulated handle for ease of application and rocker contact block.
- The S9A clamp is also available with short or long insulated handles, hand applied cross pins, ring or tapered style operating screws.

/ USE

The S9A clamp is used for earthing application and can be connected to panhandle or earthing spike.

/ TECHNICAL SPECIFICATIONS

Clamping Range : 6.4 – 20mm (Up to 20mm dia.)
Short Circuit Rating : 17.5kA/ 2s
Operating Screw : Insulated Handle
Weight : 0.46kg

Product type	Description
EFP-11076/8	S9A Long Taper Earth End Clamp
EFP-11076/6	S9A Clamp with Hardened Tip
FA1076-F	S9A Short Handle Earth End Clamp



/ S9A LONG TAPER EARTH END CLAMP

DISTRIBUTION EARTH END CLAMP

ENA TS 41-21

Advantages

- The S9A Long Taper Earth End Clamp (sometimes referred to as grounding clamp) is robust and will withstand a reasonable amount of rough handling.
- The S9A clamp is also available with short or long insulated handles, hand applied cross pins, ring or tapered style operating screws.

/ USE

Hardened steep tip penetrates non-conductive surfaces for a strong low resistance connection. Alternative Op-screws are available.

/ TECHNICAL SPECIFICATIONS

The S9A Long Taper Earth End Clamp (sometimes referred to as grounding clamp) is robust and will withstand a reasonable amount of rough handling. The S9A clamp is also available with short or long insulated handles, hand applied cross pins, ring or tapered style operating screws.

Product type	Description
EFP-11076/8	S9A Long Taper Earth End Clamp
EFP-11076/6	S9A Clamp with Hardened Tip
FA1076-F	S9A Short Handle Earth End Clamp



/ S9A SHORT HANDLE EARTH END CLAMP

DISTRIBUTION EARTH END CLAMP
ENA TS 41-21 / ESI-S2

Advantages

- Knurled insulated handle for ease of application and hardened steel tip.
- The S9A clamp is also available with short or long insulated handles, hand applied cross pins, ring or tapered style operating screws.

/ USE

The S9A clamp is used for earthing application and can be connected to panhandle or earthing spike.

/ TECHNICAL SPECIFICATIONS

Clamping Range : 6.4 –20mm (Up to 13mm dia.)
Short Circuit Rating : 17.5kA/ 2s
Operating Screw : Insulated Handle
Weight : 0.46kg

Product type	Description
EFP-11076/8	S9A Long Taper Earth End Clamp
EFP-11076/6	S9A Clamp with Hardened Tip
FA1076-F	S9A Short Handle Earth End Clamp



/ 50SQMM ARCTIC BLUE ALUFLEX LEAD

DISTRIBUTION EARTHING LEADS, ISC MAX. 8,9 KA/1S
ENA TS 41-21

Advantages

- The 50 sqmm Arctic Blue Aluflex Leads are produced from multi-stranded, commercially pure aluminum with an extruded pvc sheath, either in clear or opaque "arctic" grade to protect the cable from damage.
- We can also provide in any lengths required.

/ USE

Used for connecting between a Line End clamp and an Earth End clamp in substations and for field equipment earthing.

/ TECHNICAL SPECIFICATIONS

Short Circuit rating : 8.9kA/1s
Cont. Current Rating : 150A
Weightper metre : 0,190 kg
Commercial reference : FA3472

Reference	Description
FA3353-A 01.00	120SQMM Arctic Orange Aluflex Lead
EBL-19102	50sqmm Arctic Orange Aluflex Lead
EFL-19136/1 02.00	120sqmm Clear AluflexLead
EFL-19147/7 02.50	50sqmm Orange Reflective Aluflex Lead
FA3472-C 01.00	50sqmm Arctic Blue Aluflex Lead



/ 50SQMM ARCTIC ORANGE ALUFLEX LEAD

DISTRIBUTION EARTH END CLAMP
ENA TS 41-21

Advantages

- The 50 sqmm orange Aluflex leads are produced from multi-stranded, commercially pure aluminum with an extruded pvc sheath, either in clear or opaque "arctic" grade to protect the cable from damage.
- Leads are also available in blue, green, opaque or semi-transparent coloured PVC sheath for special applications on request.
- We can also provide in any lengths required.

/ USE

Used for connecting between a Line End clamp and an Earth End clamp in substations and for field equipment earthing.

/ TECHNICAL SPECIFICATIONS

Short Circuit rating : 8.9kA/1s
Cont. Current Rating : 150A
Weightper metre : 0,190 kg
Commercial reference: FA3347

Reference	Description
FA3353-A 01.00	120SQMM Arctic Orange Aluflex Lead
EBL-19102	50sqmm Arctic Orange Aluflex Lead
EFL-19136/1 02.00	120sqmm Clear AluflexLead
EFL-19147/7 02.50	50sqmm Orange Reflective Aluflex Lead
FA3472-C 01.00	50sqmm Arctic Blue Aluflex Lead



/ 50SQMM ORANGE REFLECTIVE ALUFLEX LEAD

DISTRIBUTION EARTHING LEADS, ISC MAX 8.9KA/1S
ENA TS 41-21

Advantages

- Market-leading Aluflex cable with orange marking helix for identification reflective silver helical strip to aid identification at night or when used in tunnels. Strands remain visible between helical strip to aid inspection.
- We can also provide in any lengths required.

USE

Used for connecting between a Line End clamp and an Earth End clamp in substations and for field equipment earthing.

TECHNICAL SPECIFICATIONS

Short Circuit rating: 8.9kA/1s
Cont. Current Rating: 150A
Weight per metre : 0.190 kg
Commercial reference: EFL-19134



Reference	Description
FA3353-A 01.00	120SQMM Arctic Orange Aluflex Lead
EBL-19102	50sqmm Arctic Orange Aluflex Lead
EFL-19136/1 02.00	120sqmm Clear AluflexLead
EFL-19147/7 02.50	50sqmm Orange Reflective Aluflex Lead
FA3472-C 01.00	50sqmm Arctic Blue Aluflex Lead



/ 120SQMM ARCTIC ORANGE ALUFLEX LEAD

DISTRIBUTION EARTHING LEADS, ISC MAX 20KA/1S
ENA TS 41-21

Advantages

- The 120 sqmm orange Aluflex leads are produced from multi-stranded, commercially pure aluminum with an extruded pvc sheath, either in clear or opaque "arctic" grade to protect the cable from damage.
- Leads are also available in blue, green, opaque or semi-transparent coloured pvc sheath for special applications on request.
- We can also provide in any lengths required.

USE

Used for connecting between a Line End clamp and an Earth End clamp in substations and for field equipment earthing.

TECHNICAL SPECIFICATIONS

Short Circuit rating: 20kA/1s
Cont. Current Rating: 300A
Weight per metre : 0.450 kg



Reference	Description
FA3353-A 01.00	120SQMM Arctic Orange Aluflex Lead
EBL-19102	50sqmm Arctic Orange Aluflex Lead
EFL-19136/1 02.00	120sqmm Clear AluflexLead
EFL-19147/7 02.50	50sqmm Orange Reflective Aluflex Lead
FA3472-C 01.00	50sqmm Arctic Blue Aluflex Lead



/ 120SQMM CLEAR ALUFLEX LEAD

DISTRIBUTION EARTHING LEADS, ISC MAX 20KA/1S
ENA TS 41-21

Advantages

- The 120 sqmm clear Aluflex leads are produced from multi-stranded, commercially pure aluminum with an extruded pvc sheath, either in clear or opaque "arctic" grade to protect the cable from damage.
- Leads are also available in blue, green, opaque or semi-transparent coloured pvc sheath for special applications on request.
- We can also provide in any lengths required.

/ USE

Used for connecting between a Line End clamp and an Earth End clamp in substations and for field equipment earthing.

/ TECHNICAL SPECIFICATIONS

Short Circuit rating: 20kA/1s
Cont. Current Rating: 300A
Weight per metre : 0,450 kg
Commercial reference: EFL-19136/1

Reference	Description
FA3353-A 01.00	120SQMM Arctic Orange Aluflex Lead
EBL-19102	50sqmm Arctic Orange Aluflex Lead
EFL-19136/1 02.00	120sqmm Clear AluflexLead
EFL-19147/7 02.50	50sqmm Orange Reflective Aluflex Lead
FA3472-C 01.00	50sqmm Arctic Blue Aluflex Lead



/ S9B SHORT TAPER LINE END CLAMP

DISTRIBUTION LINE END CLAMP
ENA TS 41-21 / ESI-S2

Advantages

- Solid construction for extended service.
- Proven service record used by ESI for over 40 years.
- Rapid fitting and removal.
- The S9B Short Taper Line End Clamps are available with a short tapered, long tapered, ring-type or ISO style operating screw and are suitable for a conductor range between 6.3mm and 38mm diameter.

/ USE

Designed to hook over the conductor and be self-supporting whilst the operating screw is tightened or loosened.

/ TECHNICAL SPECIFICATIONS

Clamping Diameter: 3—38mm
Short Circuit Rating: 17.5kA/ 2s
Applied with: P331 Socket
Weight: 0,519kg
PADS Number: 0091/020527



Reference	Description
FA3218-A	S9B Short Taper Line End Clamp

**/ 4FT BOWTHORPE STYLE POLE**

DISTRIBUTION EARTH END CLAMP

ENA TS 41-21 / ENA TS 43-81

Advantages

- These single 4ft (1.22m) sections Poles, which can be interconnected to form the required length on site comprising bottom (with a handgrip), intermediate and top sections.
- Consists of extra-long button for easier operation

/ USE

We offer a range of Operating Poles suitable for 66-400kV use in accordance with ENA Technical Specification 41-21.

/ TECHNICAL SPECIFICATIONS

Composition: Our operating poles are manufactured from lightweight resin-impregnated fibreglass of a high electrical Insulation grade and employ precision joints to reduce deflection and improve handling.

Material: Glass Cloth Reinforced Epoxy Resin Tubing
Length: 4FT (1220 mm)
Weight: 0,70kg

Reference	Description
EBR-18163	BowthorpeStyle 4FT Top Pole
EBR-18161	BowthorpeStyle 4FT Intermediate Pole
EBR-18162/T	BowthorpeStyle 4FT Bottom Pole

/ BOWTHROPE STYLE 4FT (1.22M) TOP SECTION OPERATING POLE

DISTRIBUTION OPERATING INSULATING POLE

/ POLE TOP-SIDE

- Fully Sprung loaded suitable for S9D or CEA/S2 Operating Socket.
- Press and insert Bowthorpe style Intermediate or Bottom at the grooved top side of the pole and release when the pole is fully inserted.

/ POLE BOTTOM-SIDE

- Single Bowthorpe style pole slot
- The slot allows to insert Bowthorpe style Top or Bottom pole bottom side of the pole and securely fasten the two pole while in operation.

Reference	Description
EBR-18163	BowthorpeStyle 4FT Top Pole
EBR-18161	BowthorpeStyle 4FT Intermediate Pole
EBR-18162/T	BowthorpeStyle 4FT Bottom Pole

/ BOWTHROPE STYLE 4FT (1.22M) INTERMEDIATE SECTION OPERATING POLE

DISTRIBUTION OPERATING INSULATING POLE

/ POLE TOP-SIDE

- Sprung loaded on side.
- Press and insert Bowthorpe style Top or Bottom pole at the grooved top side of the pole and release when the pole is fully inserted.

/ POLE BOTTOM-SIDE

- Single Bowthorpe style pole slot
- The slot allows to insert Bowthorpe style Top or Bottom pole bottom side of the pole and securely fasten the two pole while in operation.

Reference	Description
EBR-18163	BowthorpeStyle 4FT Top Pole
EBR-18161	BowthorpeStyle 4FT Intermediate Pole
EBR-18162/T	BowthorpeStyle 4FT Bottom Pole

/ BOWTHROPE STYLE 4FT (1.22M) BOTTOM SECTION OPERATING POLE

DISTRIBUTION OPERATING INSULATING POLE

/ POLE TOP-SIDE

- Sprung loaded on side
- Press and insert Bowthorpe style Intermediate or Top pole at the grooved top side of the pole and release when the pole is fully inserted.

/ POLE BOTTOM-SIDE

- The pole is supplied with pole plug and the bottom

Reference	Description
EBR-18163	BowthorpeStyle 4FT Top Pole
EBR-18161	BowthorpeStyle 4FT Intermediate Pole
EBR-18162/T	BowthorpeStyle 4FT Bottom Pole



/ P331 OPERATING SOCKET

DISTRIBUTION OPERATING SOCKET
 ENA TS 41-21

Advantages

- The P331 Operating Socket is compatible with Long or Short Taper.

/ USE

Suitable for removal and fitting of
 Long or Short Taper.

/ TECHNICAL SPECIFICATIONS

Pole style : Bowthorpe Top Pole
 Operating Screw : Long or Short Taper Isolators
 Weight : 0,29kg
 PADS Number : 0091/020526

Reference	Description
EFS-18314	P331 Operating Socket
EFS-18319	P3313 Operating Socket



/ P3313 OPERATING SOCKET

DISTRIBUTION OPERATING SOCKET
 ENA TS 41-21

Advantages

- The P3313 Operating Socket is compatible with LEL or S&E Fuse Isolators.

/ USE

Suitable for removal and fitting of LEL
 and S&E fuse isolators.

/ TECHNICAL SPECIFICATIONS

Pole style: Bowthorpe Top Pole
 Operating Screw: LEL or S&E Fuse Isolators
 Weight: 0,29kg

Reference	Description
EFS-18314	P331 Operating Socket
EFS-18319	P3313 Operating Socket



/ CE20 EARTH END CLAMP

EARTH END CLAMP, ISC MAX 25 KA/1S – 17.5KA/2S
ENA TS 41-21

Advantages

- The clamp is designed specifically to be fitted to substation Earth Tape and prevents the clamp to be used on non-substation tapes therefore protecting the user from electrical dangers.
- The clamp can also be applied to clean or dirty Copper or Aluminium.

/ USE

The CE20 Earth End clamp is suitable to provide a connection to substation Earth Tape. Ideally suited for connection to tapes fitted with panhandles. Compatible with PB50T terminated leads.

/ TECHNICAL SPECIFICATIONS

Earth Tape Thickness: 3.2 - 6.5mm
Earth Tape Width: 38 – 50 mm
Short Circuit rating: 25kA/1s – 17.5kA/2s
Max. Number of Leads: 1
Weight : 0,62 kg
Continuous current rating: 225A (oxidised)

Reference	Description
FA2120-B	CE20 Earth End Clamp
FA2173-B	CE20/2 Earth End Clamp
FA2121-B	CE21 Earth End Clamp



/ CE20-2 EARTH END CLAMP

EARTH END CLAMP, ISC MAX 53.7KA/1S – 38KA/2S
ENA TS 41-21

Advantages

- The clamp is designed specifically to be fitted to substation Earth Tape and prevents the clamp to be used on non-substation tapes therefore protecting the user from electrical dangers.
- The CE20/2 Earth End Clamp with an adapter to permit the fitting of twin cables and increase short circuit capacity.

/ USE

The CE20 Earth End clamp is suitable to provide a connection to substation Earth Tape. Ideally suited for connection to tapes fitted with panhandles. Compatible with PB50T terminated leads.

/ TECHNICAL SPECIFICATIONS

Earth Tape Thickness: 3.2 - 6.5mm
Earth Tape Width: 38 – 50 mm
Short Circuit rating: 53.7kA/1s – 38kA/2s
Max. Number of Leads: 1
Weight : 0,937 kg
Continuous current rating: 225A (oxidised)

Reference	Description
FA2120-B	CE20 Earth End Clamp
FA2173-B	CE20/2 Earth End Clamp
FA2121-B	CE21 Earth End Clamp



/ CE21 EARTH END CLAMP

EARTH END CLAMP, ISC MAX 53.7KA/1S – 38KA/2S
ENA TS 41-21

Advantages

- The clamp is designed specifically to be fitted to substation Earth Tape and prevents the clamp to be used on non-substation tapes therefore protecting the user from electrical dangers.

/ USE

The CE21 Earth End clamp is suitable to provide a connection to substation Earth Tape. This is ideally suited for connection to tapes fitted with panhandles. Compatible with PB50T terminated leads and can be applied to clean or dirty copper and aluminium earth tape.

/ TECHNICAL SPECIFICATIONS

Earth Tape Thickness: 3.2 - 13mm
Earth Tape Width: 25 – 50 mm
Short Circuit rating: 25kA/1s – 175kA/2s
Max. Number of Leads: 1
Weight : 0,640 kg



Reference	Description
FA2120-B	CE20 Earth End Clamp
FA2173-B	CE20/2 Earth End Clamp
FA2121-B	CE21 Earth End Clamp



/ 50SQMM ARCTIC ORANGE ALUFLEX LEAD

SUBSTATION EARTHING LEADS, ISC MAX 8.9KA/1S
ENA TS 41-21

Advantages

- The 50 sqmm orange Aluflex leads are produced from multi-stranded, commercially pure aluminum with an extruded pvc sheath, either in clear or opaque "arctic" grade to protect the cable from damage.
- Leads are also available in blue, green, opaque or semi-transparent coloured pvc sheath for special applications on request.
- We can also provide in any lengths required.

/ USE

Used for connecting between a Line End clamp and an Earth End clamp in substations and for field equipment earthing.

/ TECHNICAL SPECIFICATIONS

Short Circuit rating: 8.9kA/1s
Cont. Current Rating: 150A
Weight per metre : 0,190 kg

Reference	Description
FA3025	150 SQMM Clear AluflexLeads
FA3347-C	50 SQMM Arctic Orange Aluflex
EFL-19128	50 SQMM Arctic Orange Field Drain Earth (To Suit CE20)



/ 50SQMM ARCTIC ORANGE FIELD DRAIN EARTH

SUBSTATION EARTHING LEADS, ISC MAX 8.9KA/1S
ENA TS 41-21

Advantages

- The 150 SQMM leads are produced from multi-stranded, commercially pure aluminium with an extruded pvc sheath, either in clear or opaque "arctic" grade to protect the cable from damage.
- The lead is fitted with PB50 which is compatible with CE20 Earth End clamp and PB50T termination which is compatible with CE22 Line End clamp.
- The flexible earth lead comes with tested and approved PB50T & PB50 compression termination and stress relief spring/ sleeve.

/ USE

Used for connecting between a Line End clamp and an Earth End clamp in substations and for field equipment earthing.

/ TECHNICAL SPECIFICATIONS

Short Circuit rating:25kA/1s —17,5kA/2s
Cont. Current Rating: 350A
Weightper metre : 0,600 kg

Reference	Description
FA3025	150 SQMM Clear AluflexLeads
FA3347-C	50 SQMM Arctic Orange Aluflex
EFL-19128	50 SQMM Arctic Orange Field Drain Earth (To Suit CE20)



/ 150SQMM CLEAR ALUFLEX LEADS

DISTRIBUTION EARTH END CLAMP
ENA TS 41-21

Advantages

- The 150 SQMM leads are produced from multi-stranded, commercially pure aluminum with an extruded pvc sheath, either in clear or opaque "arctic" grade to protect the cable from damage.
- Leads are also available in blue, green, opaque or semi-transparent coloured pvc sheath for special applications on request.
- We can also provide in any lengths required.

/ USE

Used for connecting between a Line End clamp and an Earth End clamp in substations and for field equipment earthing.

/ TECHNICAL SPECIFICATIONS

Short Circuit rating: 25kA/1s – 17.5kA/2s
Cont. Current Rating: 350A
Weight per metre : 0,600 kg



Reference	Description
FA3025	150 SQMM Clear AluflexLeads
FA3347-C	50 SQMM Arctic Orange Aluflex
EFL-19128	50 SQMM Artic Orange Field Drain Earth (To Suit CE20)

**/ CE22/A LINE END CLAMP**LINE END CLAMP, ISC MAX 25 KA/1S – 17.5KA/2S
ENA TS 41-21-LE1**Advantages**

- The clamp end fitting is designed specifically to be fitted to substation sockets and prevents the clamp to be used on non-substation sockets therefore protecting the user from danger.
- Clamping range up to 10 - 38mm.

/ USE

For cylindrical conductors and bars.
Fits to CEA/S2 or S9D Socket.

/ TECHNICAL SPECIFICATIONS

Clamping range : See Table below
Short Circuit rating: 25kA/1s – 17.5kA/2s
Max. Number of Leads: 1
Weight : 1,05 kg
Continuous current rating: 225A (oxidised)

Reference	Description
FA2738-A	CE22/A LINE END CLAMP
FA2143-B	CE22/B LINE END CLAMP
FA2739-A	CE22/C LINE END CLAMP
FA2143-A	CE22/A+B LINE END CLAMP

**/ CE22A+B LINE END CLAMP**LINE END CLAMP, ISC MAX 25 KA/1S – 17.5KA/2S
ENA TS 41-21-LE4**Advantages**

- The clamp end fitting is designed specifically to be fitted to substation sockets and prevents the clamp to be used on non-substation sockets therefore protecting the user from danger.
- For conductors requiring clamping diameter up to 19-78mm.

/ USE

For cylindrical conductors and bars.
Fits to CEA/S2 or S9D socket.

/ TECHNICAL SPECIFICATIONS

Clamping range : See Table below
Short Circuit rating: 25kA/1s – 17.5kA/2s
Max. Number of Leads: 1
Weight : 1,09 kg
Continuous current rating: 225A (oxidised).

Reference	Description
FA2738-A	CE22/A LINE END CLAMP
FA2143-B	CE22/B LINE END CLAMP
FA2739-A	CE22/C LINE END CLAMP
FA2143-A	CE22/A+B LINE END CLAMP



/ CE22/B LINE END CLAMP

LINE END CLAMP, ISC MAX 25 KA/1S – 17.5KA/2S
ENA TS 41-21-LE3

Advantages

- The clamp end fitting is designed specifically to be fitted to substation sockets and prevents the clamp to be used on non-substation sockets therefore protecting the user from danger.
- Clamping range up to 38-78mm.

USE

For cylindrical conductors and bars.
Fits to CEA/S2 or S9D Socket.

TECHNICAL SPECIFICATIONS

Clamping range : See Table below
Short Circuit rating: 25kA/1s – 17.5kA/2s
Max. Number of Leads: 1
Weight : 1,09 kg
Continuous current rating: 225A (oxidised)

Reference	Description
FA2738-A	CE22/A LINE END CLAMP
FA2143-B	CE22/B LINE END CLAMP
FA2739-A	CE22/C LINE END CLAMP
FA2143-A	CE22/A+B LINE END CLAMP



/ CE22/C LINE END CLAMP

LINE END CLAMP, ISC MAX 25 KA/1S – 17.5KA/2S
ENA TS 41-21-LE5

Advantages

- The clamp end fitting is designed specifically to be fitted to substation sockets and prevents the clamp to be used on non-substation sockets therefore protecting the user from danger.
- Clamping range up to 60-90mm.

USE

For cylindrical conductors and bars.
Fits to CEA/S2 or S9D Socket.

TECHNICAL SPECIFICATIONS

Clamping range : See Table below
Short Circuit rating: 25kA/1s – 17.5kA/2s
Max. Number of Leads: 1
Weight : 1,27 kg
Continuous current rating: 225A (oxidised)

Reference	Description
FA2738-A	CE22/A LINE END CLAMP
FA2143-B	CE22/B LINE END CLAMP
FA2739-A	CE22/C LINE END CLAMP
FA2143-A	CE22/A+B LINE END CLAMP

**/ 4FT/1.22M BOWTHORPE STYLE POLE**

SUBSTATION OPERATING POLE

ENA TS 41-21 / ENA TS 43-81

Advantages

- These single 4ft (1.22m) sections Poles, which can be interconnected to form the required length on site comprising bottom (with a handgrip, intermediate and top sections.
- Consists of extra-long button for easier operation

/ USE

We offer a range of Operating Poles suitable for 66-400kV use in accordance with ENA Technical Specification 41-21.

/ TECHNICAL SPECIFICATIONS

Composition: Our operating poles are manufactured from lightweight resin-impregnated fibreglass of a high electrical Insulation grade and employ precision joints to reduce deflection and improve handling.
Compatible with: S9D and CEA/S2 Socket
Length: 2.44m
Weight: 1.40kg

Reference	Section	Total length	Rated voltage
EBR-18101/4	4FT Top Section Pole	4' (1,22 m)	66-400 kV
EAR-18103/3	4FT Intermediate Pole		
EAR-18103/2	4FT Bottom Section Pole		

/ Option

Reference	Description
EBB-14510	Golf Type Earthing Bag
EBR-14502	Rain Shield
EAR-18106	Removable Pole Plug



/ CEA-S2 ESI-S2 OPERATING SOCKET

SUBSTATION POLE OPERATING SOCKET

ENA TS 41-21 / ESI-S2

Advantages

- The CEA/S2 ESI-S2 Operating Socket offers a superior control thanks to its upgraded locking mechanism which prevents accidental release/ fall of Line End clamps when being fitted to conductors.

/ USE

Sprung bayonet socket recommended for use with S9B and CE5i clamps. Provides greater control of clamp. Fit to P&B top pole directly or Bowthorpetop pole using adapter 4927.

/ TECHNICAL SPECIFICATIONS

Pole Style:P&B & Bowthorpe
 PADS Number: 0054/063207
 Weight: 0,385 kg

Reference	Description
EFS-11203	CEA/S2 ESI-S2 Operating Socket
FA1097-B	S9D ESI-S1 Operating Socket



/ S9D ESI-S1 OPERATING SOCKET

SUBSTATION POLE OPERATING SOCKET

ENA TS 41-21 / ESI-S1

Advantages

- The S9D ESI-S1 Operating Socket is suited for short taper style Line End clamps with op-screw.

/ USE

Quick action sliding socket supports clamps being applied in an upward direction. Ideally suited to use with the S9B clamp with a short taper op-screw

/ TECHNICAL SPECIFICATIONS

Pole Style:P&B & Bowthorpe
 Op-screw : short taper
 Weight: 0,30 kg

Reference	Description
EFS-11203	CEA/S2 ESI-S2 Operating Socket
FA1097-B	S9D ESI-S1 Operating Socket

**/ CE10/A2 EARTH END CLAMP**TRANSMISSION EARTH END CLAMP, ISC MAX 8.9KA/1S
ENA TS 41-21**Advantages**

- The large thumbscrew of the device has a captive hardened steel tip, which penetrates through painted, weathered or non-conductive surface coatings and indents into the steelwork.
- This is supplemented by a second fixed hardened steel tip, which provides contact upon both sides of the clamp and provides a very secure location preventing disturbance whilst fitted and ensuring a strong connection to earth potential.

/ USE

The CE10/A2 Line End clamp is for direct application by hand to steelwork.

/ TECHNICAL SPECIFICATIONS

Short Circuit rating: 8.9kA/ 1s
Cont. Current Rating: 150A
Weight: 0,401 kg
Patent Reference: GB2463506

Reference	Description
EFP-III73/1	CE10/A2 Earth End Clamp
FA2043-C	CE18/A Bridging Clamp

**/ CE18/A BRIDGING CLAMP**TRANSMISSION EARTH END CLAMP, ISC MAX 8.9KA/ 1S
ENA TS 41-21**Advantages**

- For earthing line conductors above tension set insulator's during maintenance. It bolts to the coupling through the clearance hole for the acing horn bolt, which is removed before earthing.

/ TECHNICAL SPECIFICATIONS

Short Circuit rating:8.9kA/ 1s
Cont. Current Rating: 150A
Weight: 0,331 kg

Reference	Description
EFP-III73/1	CE10/A2 Earth End Clamp
FA2043-C	CE18/A Bridging Clamp



/ 50SQMM CLEAR ALUFLEX

TRANSMISSION EARTHING LEADS, ISC MAX 8.9KA/1S
ENA TS 41-21

Advantages

- The 50sqmm leads are produced from multi-stranded, commercially pure aluminum with an extruded pvc sheath, either in clear or opaque "arctic" grade to protect the cable from damage.
- Leads are also available in blue, green, opaque or semi-transparent coloured pvc sheath for special applications on request.
- We can also provide in any lengths required.

Reference	Description
FA3335-A 01.00	120 SQMM Clear AluflexLeads
EBL-19146	70 SQMM Clear Aluflex Leads
EFL-19100/1 01.00	50 SQMM Clear Aluflex Leads
EFL-19128/2 01.00	50SQMM Artic Orange Field Drain Earth

/ USE

Used for connecting between a Line End clamp and an Earth End clamp in transmission and for field equipment earthing.

/ TECHNICAL SPECIFICATIONS

Short Circuit rating:8.9kA/1s
Cont. Current Rating: 150A
Weight per metre : 0,190 kg



/ 70SQMM CLEAR ALUFLEX

TRANSMISSION EARTHING LEADS, ISC MAX 8.9KA/1S
ENA TS 41-21

Advantages

- The 70sqmm leads are produced from multi-stranded, commercially pure aluminum with an extruded pvc sheath, either in clear or opaque "arctic" grade to protect the cable from damage.
- Leads are also available in blue, green, opaque or semi-transparent coloured pvc sheath for special applications on request.
- We can also provide in any lengths required.

Reference	Description
FA3335-A 01.00	120 SQMM Clear AluflexLeads
EBL-19146	70 SQMM Clear Aluflex Leads
EFL-19100/1 01.00	50 SQMM Clear Aluflex Leads
EFL-19128/2 01.00	50SQMM Artic Orange Field Drain Earth

/ USE

Used for connecting between a Line End clamp and an Earth End clamp in transmission and for field equipment earthing.

/ TECHNICAL SPECIFICATIONS

Short Circuit rating:8.9kA/1s
Cont. Current Rating: 150A
Weight per metre : 0,190 kg



/ 120SQMM CLEAR ALUFLEX

TRANSMISSION EARTHING LEADS, ISC MAX 8.9KA/1S
ENA TS 41-21

Advantages

- The 120sqmm leads are produced from multi-stranded, commercially pure aluminum with an extruded pvc sheath, either in clear or opaque "arctic" grade to protect the cable from damage.
- Leads are also available in blue, green, opaque or semi-transparent coloured pvc sheath for special applications on request.
- We can also provide in any lengths required.

Reference	Description
FA3335-A 01.00	120 SQMM Clear AluflexLeads
EBL-19146	70 SQMM Clear Aluflex Leads
EFL-19100/1 01.00	50 SQMM Clear Aluflex Leads
EFL-19128/2 01.00	50SQMM Artic Orange Field Drain Earth

/ USE

Used for connecting between a Line End clamp and an Earth End clamp in transmission and for field equipment earthing.

/ TECHNICAL SPECIFICATIONS

Short Circuit rating:8.9kA/1s
Cont. Current Rating: 150A
Weight per metre : 0,190 kg

**/ CE13/A LINE END CLAMP**TRANSMISSION LINE END CLAMP, ISC MAX 20KA/ 1S
ENA TS 41-21**Advantages**

- Can be applied in a nearly horizontal position.
- Made from lightweight aluminium alloy and has stainless steel components to offer long service life and prevent corrosion of all moving parts and contact surfaces.
- The CE13/A clamp accommodates a range of conductors from 19mm to 42mm.

/ USE

The CE13/A Line End clamp attaches to an OLI operating socket and is designed to be applied in a nearly horizontal position, from the tower cross arm over tension set insulators to the conductor.

/ TECHNICAL SPECIFICATIONS

Clamping Diameter: 19 – 42mm
Short Circuit rating: 20kA/ 1s
Cont. Current Rating: 300A
Weight: 0.996kg.

Reference	Description
AFP-16743	CE69 Line End Clamp
FA1868-C	CE13/A Line End Clamp
AFP-16790	CE81 Line End Clamp

**/ CE69 LINE END CLAMP**EARTH END CLAMP, ISC MAX 53.7KA/1S – 38KA/2S
ENA TS 41-21**Advantages**

- Made from lightweight aluminium alloy and has stainless steel components to offer long service life and prevent corrosion of all moving parts and contact surfaces.
- The clamp is suitable for application to conductors ranging from 13mm to 46mm.
- Applied in either an upward or downward direction using an OLI socket.

/ USE

The CE69 Line End clamp is to be applied in either an upward or downward direction utilizing an OLI operating socket attached to an insulated operating pole. The Spring-loaded jaws enable the clamp to be slipped easily over the line conductor and retain the clamp in position whilst the operating screw is being tightened or loosened.

/ TECHNICAL SPECIFICATIONS

Clamping Diameter: 13 – 46mm
Short Circuit rating: 20kA/ 1s
Cont. Current Rating: 300A
Weight: 0.632 kg

Reference	Description
AFP-16743	CE69 Line End Clamp
FA1868-C	CE13/A Line End Clamp
AFP-16790	CE81 Line End Clamp



/ CE81 LINE END CLAMP

TRANSMISSION LINE END CLAMP, ISC MAX 20KA/ 1S
ENA TS 41-21

Advantages

- The spring-loaded jaws enable the clamp to be slipped easily over the line conductor and retain the clamp in position whilst the operating screw is being tightened or loosened.

/ USE

Designed for large special conductors such as used for river crossings and CCC conductor with double "Armor Rods". The CE81 Line End clamp is to be applied in either an upward or downward direction using an OLI operating socket attached to an insulated operating pole.

/ TECHNICAL SPECIFICATIONS

Clamping Diameter: 19—42mm
Short Circuit rating: 20kA/ 1s
Cont. Current Rating: 300A
Weight: 0.996kg

Reference	Description
EFP-16743	CE69 Line End Clamp
FA1868-C	CE13/A Line End Clamp
EFP-16790	CE81 Line End Clamp



/ P&B 2FT BRIDGING POLE

TRANSMISSION LINE OPERATING POLE

ENA TS 41-21 / ENA TS 43-81

Advantages

- Supplied with operating socket, Rain Shield and Swivel Eye Fitting.

/ USE

We offer a range of Operating Poles suitable for 66-400kV use in accordance with ENA Technical Specification 41-21.

/ TECHNICAL SPECIFICATIONS

Composition: Our operating poles are manufactured from lightweight resin-impregnated fibreglass of a high electrical Insulation grade and employ precision joints to reduce deflection and improve handling.

Length: 2ft/ 0.6m

Weight: 0.98kg

Reference	Section	Total length	Weight
EFR-18109	2FT Bridging Pole	2ft/ 0.6m	0.98 kg

/ P&B 16FT TELESCOPIC POLE

TRANSMISSION LINE OPERATING POLE

ENA TS 41-21 / ENA TS 43-81

Advantages

- Supplied with operating socket.

/ USE

We offer a range of Operating Poles suitable for 66-400kV use in accordance with ENA Technical Specification 41-21.

/ TECHNICAL SPECIFICATIONS

Composition: Our operating poles are manufactured from lightweight resin-impregnated fibreglass of a high electrical Insulation grade and employ precision joints to reduce deflection and improve handling.

Length: 8FT / 16FT

Weight: 0.98kg

Reference	Section	Total length	Weight
FA1816-A-01	P&B 8FT/ 16FT Telescopic Pole	8FT / 16FT	0.98 kg





/ OL1 OPERATING SOCKET

TRANSMISSION OPERATING SOCKET
ENA TS 41-21

Advantages

- The OL1 Operating Socket is available for the Transmission Line Operating Poles including 8ft/ 18ft Telescopic Pole, 6ft Pole with Slings and 6ft Operating Pole without Slings.

/ USE

Suitable for fitting Long
Taper clamps and Spring
Loaded clamps.

/ TECHNICAL SPECIFICATIONS

Weight: 0.23 kg

Reference	Description
FA1200-B	OL1 Operating Socket





CABLE PREPARATION TOOLS



PENTA
ELECTRICAL SAFETY PRODUCTS

| Your life,
Our work.



SINGLE-POLE MEDIUM VOLTAGE SUBWAY CABLE

COPPER WIRE SCREEN NON-PEELABLE SEMICONDUCTOR XLPE INSULATION



1. Outer sheath

/ PG4 RANGE



Ø Min 47 mm / Ø Max 75 mm

/ PG3 RANGE



Ø Min 26 mm / Ø Max 52 mm

/ PRG4 RANGE



Ø Min 47 mm / Ø Max 75 mm

/ PRG3 RANGE



Ø Min 26 mm / Ø Max 52 mm

/ MF2 RANGE 45 or 60



45. Ø Min 16 mm / Ø Max 45 mm
60. Ø Min 16 mm / Ø Max 58 mm



2. Non-peelable semiconductor tool

/ BSC / 25-40



∅ Min 14 mm / ∅ Max 44 mm

/ CWB / 12-44



∅ Min 12 mm / ∅ Max 44 mm

/ CWB / 18-60-MVS



∅ Min 18 mm / ∅ Max 60 mm

/ GRI



∅ Min 15 mm / ∅ Max 240 mm

3. Insulation tool

/ MF2 SERIE 45 or 60



45. ∅ Min 16 mm / ∅ Max 45 mm
60. ∅ Min 16 mm / ∅ Max 58 mm

/ BRMRD1E



∅ Min 14 mm / ∅ Max 40 mm

/ CWI SERIE



NEW

∅ Min 13 mm / ∅ Max 38 mm



THREE-POLE MEDIUM VOLTAGE SUBWAY CABLE WITH STRIPPABLE SEMI-CONDUCTOR

COPPER WIRE SCREEN NON-PEELABLE SEMICONDUCTOR XLPE INSULATION



1. Outer sheath

/ PG5 RANGE



Ø Min 69 mm / Ø Max 95 mm

/ PRG4 RANGE



Ø Min 47 mm / Ø Max 75 mm

/ PG4 RANGE



Ø Min 47 mm / Ø Max 75 mm

/ OGA



Ø Min 20 mm / Ø Max 200 mm



2. Non-peelable semiconductor tool

/ ORACL



Ø Min 10 mm / Ø Max 100 mm

/ CWE / 14-50



Ø Min 14 mm / Ø Max 50 mm

3. Insulation tool

/ BRMRD1E



Ø Min 14 mm / Ø Max 40 mm

/ MF2 RANGE 45 and 60



45. Ø Min 16 mm / Ø Max 45 mm
60. Ø Min 16 mm / Ø Max 58 mm

/ CWI RANGE



NEW

Ø Min 13 mm / Ø Max 38 mm



SINGLE-POLE MEDIUM VOLTAGE SUBWAY CABLE

COPPER WIRE SCREEN STRIPPABLE
SEMICONDUCTOR EPR INSULATION

1. Outer sheath

/ PG4 SERIE



Ø Min 47 mm / Ø Max 75 mm

/ PG3 SERIE



Ø Min 26 mm / Ø Max 52 mm

/ PRG4 SERIE



Ø Min 47 mm / Ø Max 75 mm

/ PRG3 SERIE



Ø Min 26 mm / Ø Max 52 mm

/ MF2 SERIE 45 or 60



45. Ø Min 16 mm / Ø Max 45 mm
60. Ø Min 16 mm / Ø Max 58 mm



2. Non-peelable semiconductor tool

/ CWE / 14-50



∅ Min 14 mm / ∅ Max 50 mm

/ ORACL



∅ Min 10 mm / ∅ Max 100 mm

/ LHMR SERIE 1 and 2



1. ∅ Min 14 mm / ∅ Max 44 mm
2. ∅ Min 38 mm / ∅ Max 60 mm

3. Insulation tool

/ MF2 SERIE 45 or 60



45. ∅ Min 16 mm / ∅ Max 45 mm
60. ∅ Min 16 mm / ∅ Max 58 mm

/ BRMRD1E



∅ Min 14 mm / ∅ Max 40 mm

/ CWI SERIE



∅ Min 13 mm / ∅ Max 38 mm



SUBWAY MEDIUM VOLTAGE SINGLE-POLE CABLE

ALUMINUM SCREEN STRIPPABLE SEMICONDUCTOR XLPE INSULATION

1. Outer sheath

/ PG4 SERIE



∅ Min 47 mm / ∅ Max 75 mm

/ PG3 SERIE



∅ Min 26 mm / ∅ Max 52 mm

/ PRG4 SERIE



∅ Min 47 mm / ∅ Max 75 mm

/ PRG3 SERIE



∅ Min 26 mm / ∅ Max 52 mm

/ MF2 SERIE 45 or 60



45. ∅ Min 16 mm / ∅ Max 45 mm
60. ∅ Min 16 mm / ∅ Max 58 mm



2. Non-peelable semiconductor tool

/ CWE / 14-50 SERIE



∅ Min 14 mm / ∅ Max 50 mm

/ ORACL



∅ Min 10 mm / ∅ Max 100 mm

/ LHMR SERIE 1 and 2



1. ∅ Min 14 mm / ∅ Max 44 mm
2. ∅ Min 38 mm / ∅ Max 60 mm

3. Insulation tool

/ MF2 SERIE 45 or 60



45. ∅ Min 16 mm / ∅ Max 45 mm
60. ∅ Min 16 mm / ∅ Max 58 mm

/ BRMRD1E



∅ Min 14 mm / ∅ Max 40 mm

/ CWI SERIE



NUEVO

∅ Min 13 mm / ∅ Max 38 mm



ESSENTIAL

/ OSO-1000V **NEW****UNIVERSAL OUTER SHEATH STRIPING
TOOL / HYBRID 1000V**

NF EN 60900

Advantages

- Cutting depth with 1/10 mm increments
- 2 blades for extended working life
- Heavy duty

**/ USE**

OSO-1000V removes the outer sheath with a longitudinal and ring cut.
Suitable for three cores / uncore cable.

Reference	Description	Weight
OSO-1000V	Universal Outer Sheath Stripping tool / Hybrid 1000V	250 g

/ TECHNICAL SPECIFICATIONS

Operating voltage (V): BT (50 V to 1000 V)
Packaging: Carton box
Max diameter : 200 mm
Mini diameter : 25 mm
Color: Red
Cut deepness: 5 mm

PREMIUM

**/ PG3EC/2020**

1000V INSULATING COMPOSITE PLIERS FOR NETWORK CABLES CC
2.0LC 2.0

IEC 60900 / EN 60900

COMPATIBLE WITH BT NFC 33-210 TYPE HN33S33

Advantages

- Built in insulating material.

/ USE

PG3EC/2020 pliers are insulated 1000V and enable the user to remove the outer sheath from LV cables and increase safety of agents during live working.

/ TECHNICAL SPECIFICATIONS

PG3EC/2020 for cables from Ø 26 to 52 mm
(3 x 50² + 1 x 50² to 3 x 240 + 1 x 95²).
Circular and longitudinal penetration : 2 mm.

Reference	Length	Width	Height	Weight
PG3EC/2020	265 mm	100 mm	75 mm	440 g



ESSENTIAL

/ PG3EW/2828 NEW

LV SHEATH
EN 60900 : 2004



/ USE

PG3EW/2828 pliers allow to remove the outer sheath from main LV cables and increase security of agents during under or outer voltage labours.

Reference	Description
PG3EW/2828	LV sheath

/ TECHNICAL SPECIFICATIONS

- Outer sheath cutting
- Capacity: sections from 50mm² to 240mm²
- L : 265 mm Weight: ***g
- l : 97 mm
- H : 73 mm

VALUE



/ SBI

1000V INSULATED STRIP SAW
EN 60900

/ USE

SBI saw enables the user to cut the metal strip from LV cables while increasing the safety of agents during live working.

/ TECHNICAL SPECIFICATIONS

Suitable for all diameters and sections.

Reference	Lenght	Width	Height	Weight
SBI	350 mm	53 mm	53 mm	330 g

/ Spare parts

Reference	Description
LSBI	



PREMIUM



/ AGPB3-1000V AGPB4-1000V

1000V INSULATING PLIERS FOR LEAD SHEATH CABLES
CC 2.3 LC 3.5
IEC 60900 / EN 60900

Advantages

- Non cutting wheel to creep the lead.
- AGPB3-1000V built in insulating material.

/ USE

AGPB3-1000V and AGPB4-1000V pliers enable the user to perform a circular and longitudinal cut on LV lead sheath cables and to increase safety of agents during live working. This tool guarantees the lead sheath removal without damaging insulation.

/ TECHNICAL SPECIFICATIONS

AGPB3-1000V for cables from Ø 26 to 52 mm.
AGPB4-1000V for cables from Ø 47 to 75 mm.

Reference	Length	Width	Height	Weight
AGPB3-1000V	265 mm	100 mm	75 mm	470 g
AGPB4-1000V	300 mm		110 mm	1000 g

PREMIUM

/ PINTEL4EC/2020 NEW

LV OUTER SHEATH LIVE WORKING PINTEL 4 EC/2020

NF EN 60900



/ USE

The PINTEL4 EC/2020 Hybrid 1000V removes the outer sheath with a longitudinal and ring cut.

Reference	Length	Width	Height	Weight
PINTEL4 EC/2020	265 mm	97 mm	73 mm	490 g

/ TECHNICAL SPECIFICATIONS

- Circular and longitudinal Cut
- Min Diameter 10 mm
- Max Diameter 30 mm



ESSENTIAL

/ **PINTEL4BT/1216-1000V**

1000V INSULATED LV PLIERS FOR CONNECTION CABLE CC 1.2 LC 1.6
IEC 60900 / EN 60900

COMPATIBLE WITH EDF-HM-27/03/139, NF C 33-210, NF C 33-209, NF C 33-221 (U1000), NF C 33-400.

/ USE

PINTEL4BT/1216-1000V pliers are insulated 1000V and enable the user to remove the cable outer sheath during live working.

/ TECHNICAL SPECIFICATIONS

PINTEL4BT/1216-1000V for cables from \varnothing 10 to 30 mm.
Penetration in circular cut : 1,2 mm.
Penetration in longitudinal cut : 1,6 mm.
25 to 35 mm² for cables EDF HM-27/03/139.
16 to 50 mm² for cables NF C 33-210.
25 to 150 mm² for cables NF C 33-209.
25 to 35 mm² for cables NF C 32-321 (U1000).

Reference	Length	Width	Height	Weight
PINTEL4BT/1216-1000V	260 mm	90 mm	80 mm	620 g

/ Spare parts

Reference	Description
MTCP4/12	
MTLP4/16	

ESSENTIAL

/ **PINTEL4BT/1216R-1000V**

1000V INSULATED LV PLIERS WITH 3-POSITION HEAD FOR
CONNECTION CABLE CC 1.2 LC 1.2, 1.6, 1.8

IEC 60900 / EN 60900

COMPATIBLE WITH EDF-HM-27/03/139, NF C 33-210, NF C 33-209, NF C 33-221 (U1000), NF C 33-400.

/ USE

PINTEL4BT/1216-R-1000V pliers are insulated 1000V and specially made to remove the cable outer sheath by selecting different longitudinal cutting depths during live working.

/ TECHNICAL SPECIFICATIONS

PINTEL4BT/1216-R-1000V for cables from \varnothing 10 to 30 mm.
Penetration in circular cut : 1,2 mm.
Penetration in longitudinal cut : 1,2 — 1,6 — 1,8 mm.
25 to 35 mm² for cables EDF HM-27/03/139
16 to 50 mm² for cables NF C 33-210
25 to 150 mm² for cables NF C 33-209
25 to 35 mm² for cables NF C 32-321 (U1000)

Reference	Length	Width	Height	Weight
PINTEL4BT/1216-R- 1000V	260 mm	90 mm	80 mm	620 g

/ Spare parts

Reference	Description
MTCP4/12	
TRL/12-16-18	



PREMIUM



/ CPV-TST-BT

LOW VOLTAGE LIVE WORKING CASE
EN 60900

/ USE

The CPV-TST-BT is a set containing all the necessary to work on LV cables during live working.

/ TECHNICAL SPECIFICATIONS

CPV-TST-BT case contains following tools :

- PINTEL4BT/1216-R-1000V : 1000V Insulating pliers with 3 interchangeable heads for connection cable
- PG3EC/2020 : 1000V Insulating composite pliers for network cables
- MS45 195 : 1000V Insulated cable cutter
- MS46 S : 1000V Insulated ratchet cable cutter (end cutting)
- 5544E : 1000V Insulating groove spreader
- MS2E : 1000V Insulated scissors
- TL05 : Insulating lever
- D60 : Folding meter stick 10 parts
- SFB : White pencil

Reference	Length	Width	Height	Weight
CPV-TST-BT	575 mm	470 mm	145 mm	6,7 g

ESSENTIAL

/ OSO NEW

UNIVERSAL OUTER SHEATH STRIPING TOOL / HYBRID

NF EN 60900

Advantages

- Cutting depth with 1/10 mm increments
- 2 blades for extended working life
- Heavy duty



/ USE

OSO-1000V removes the outer sheath with a longitudinal and ring cut. Suitable for three core / uncore cable.

Reference	Description	Weight
OSO-1000V	Universal Outer Sheath Striping tool / Hybrid 1000V	250 g

/ TECHNICAL SPECIFICATIONS

Operating voltage (V): BT (50 V to 1000 V)
Packaging: Carton box
Max diameter : 200 mm
Mini diameter : 25 mm
Color: Red
Cut deepness: 5 mm



PREMIUM

/ PG3NHTA/2020 NEW

PLIERS FOR MV CABLE OUTER SHEATH
LEFT-HANDED & RIGHT-HANDED



/ USE

The PG3HTA/2020 enables the user to make a circular and longitudinal cut in order to remove cable's outer sheath on medium voltage cables. Its configuration can be modified in order to put the left-handed & right-handed in the best possible position to perform the sheath removal.

All cutting depth ranging from 0,5 mm / 0,019 in to 5 mm / 0,196 in are available on demand

How to built your customized pliers : PG3NHTA/yyzz

yy = Circular cutting depth e.g : 28 = 2,8 mm / 0,110 in

zz = Longitudinal cutting depth e.g : 33 = 3,3 mm / 0,130 in

/ TECHNICAL SPECIFICATIONS

- Operating voltage (V): HTA (1 000 V to 50 000 V)
- Packaging: Carton box
- Max diameter : 52 mm
- Mini diameter : 26 mm
- Cut deepness : 2 mm

Reference	Description	Weight
PG3EW/2828	Pliers for MV cable outer sheath left-handed & right-handed	600 g



VALUE



/ SBA

ALUMINIUM STRIP SAW

/ USE

Aluminium strip saw enables the user to cut cable metal strips on disconnected networks.

/ TECHNICAL SPECIFICATIONS

Suitable for all diameters and sections.

Reference	Length	Width	Height	Weight
SBA	340 mm	50 mm	50 mm	240 g

/ Spare parts

Reference	Description
LSBA	

PREMIUM



/ AGPB3 – AGPB4

LV - MV PLIERS FOR LEAD SHEATH CABLES CC 2.3 LC 3.5

Advantages

- Non cutting knob to creep the lead.

/ USE

AGPB3 and AGPB4 pliers enable the user to perform a circular and longitudinal cut on LV or MV lead sheath cables. These tools guarantee the lead sheath removal without damaging insulation.

/ TECHNICAL SPECIFICATIONS

AGPB3 for cables from Ø 26 to 52 mm.

AGPB4 for cables from Ø 47 to 75 mm.

Reference	Length	Width	Height	Weight
AGPB3	270 mm	95 mm	80 mm	240 g
AGPB4	300 mm	105 mm	105 mm	860 g

/ Spare parts

Reference	Description
MTL-AGPB3	
MTC-AGPB3	

ESSENTIAL



/ EVP

LEAD SHEATH SPREADER (LV-MV)

/ USE

AGPB3 and AGPB4 pliers enable the user to perform a circular and longitudinal cut on LV or MV lead sheath cables. These tools guarantee the lead sheath removal without damaging insulation.

/ TECHNICAL SPECIFICATIONS

AGPB3 for cables from Ø 26 to 52 mm.

AGPB4 for cables from Ø 47 to 75 mm.

Reference	Length	Width	Height	Weight
AGPB3	270 mm	95 mm	80 mm	240 g



PREMIUM



/ PINTEL4BT/1216

LV PLIERS FOR CONNECTION CABLE CC 1.2 LC 1.8
HOMOLOGADO ERDF

COMPATIBLE WITH EDF-HM-27/03/139, NF C 33-210, NF C 33-209, NF C 33-221 (U1000), NF C 33-400

Advantages

- Stripping of the sectoral phases of network cables.

/ USE

PINTEL4BT/1216 pliers are specially made to remove the cable outer sheath on disconnected networks.

/ TECHNICAL SPECIFICATIONS

PINTEL4BT/1216 for cables from \varnothing 9 to 30 mm.
Penetration in circular cut : 1,2 mm.
Penetration in longitudinal cut : 1,6 mm.

25 to 35 mm² for cables EDF HM-27/03/139.
16 to 50 mm² for cables NF C 33-210.
25 to 150 mm² for cables NF C 33-209.
25 to 35 mm² for cables NF C 32-321 (U1000).

Reference	Length	Width	Height	Weight
PINTEL4BT/1216	260 mm	90 mm	80 mm	550 g

/ Spare parts

Reference	Description
MTC3E/20	Circular cutting blade 2 mm
MTL3E/20	Slitting blade 2 mm

PREMIUM



/ PINTEL4BT/1216-R

LV PLIERS WITH 3-POSITION HEAD FOR CONNECTION
CABLE CC 1.2 LC1.2, 1.6, 1.8

COMPATIBLE WITH EDF-HM-27/03/139, NF C 33-210, NF C 33-209, NF C 33-221 (U1000), NF C 33-400

Advantages

- Oscillating cable support for a better guidance.
- Stripping of the sectoral phases of network cables.

/ USE

PINTEL4BT/1216-R pliers are specially made to remove the cable outer sheath on disconnected networks by selecting different longitudinal cutting depths.

/ TECHNICAL SPECIFICATIONS

PINTEL4BT/1216-R for cable from \varnothing 10 to 30 mm.
Penetration in circular cut : 1,2 mm.
Penetration in longitudinal cut : 1,2 - 1,6 - 1,8 mm.

25 to 35 mm² for cables EDF HM-27/03/139.
16 to 50 mm² for cables NF C 33-210.
25 to 150 mm² for cables NF C 33-209.
25 to 35 mm² for cables NF C 32-321 (U1000).

Reference	Length	Width	Height	Weight
PINTEL4BT/1216-R	260 mm	90 mm	80 mm	580 g

/ Spare parts

Reference	Description
MTCP4/12	Circular cutting blade 1,2 mm
TRL/12-16-18	Longitudinal cutting head 3 depths



PREMIUM

**/ CPV-TST-BT**LOW VOLTAGE LIVE WORKING CASE
EN 60900**/ USE**

The CPV-TST-BT is a set containing all the necessary to work on LV cables during live working.

/ TECHNICAL SPECIFICATIONS

CPV-TST-BT case contains following tools :

- PINTEL4BT/1216-R-1000V : 1000V Insulating pliers with 3 interchangeable heads for connection cable.
- PG3EC/2020 : 1000V Insulating composite pliers for network cables
- MS45 195 : 1000V Insulated cable cutter
- MS46 S : 1000V Insulated ratchet cable cutter (end cutting)
- 5544E : 1000V Insulating groove spreader
- MS2E : 1000V Insulated scissors
- TL05 : Insulating lever
- D60 : Folding meter stick 10 parts
- SFB : White pencil

Reference	Length	Width	Height	Weight
CPV-TST-BT	575 mm	470 mm	145 mm	6,7 kg

PREMIUM

**/ PINTEL4PI/465**

PLIERS FOR IMPREGNATED PAPER CC 4,65 MM

/ USE

PINTEL4 PI/465 tool enables the user to perform a circular cut into phases of MV cable with impregnated paper insulation in order to remove the paper.

/ TECHNICAL SPECIFICATIONS

PINTEL4PI/465 for cables from Ø 10 to 26 mm.
Penetration in circular cut : 4,65 mm.

Reference	Length	Width	Height	Weight
PINTEL4PI/465	260 mm	60 mm	55 mm	380 g

/ Spare parts

Reference	Description
MTCP4/465	Spare blade

PREMIUM

**/ CPI-BT/HTA3**

FULL CASE FOR LV/MV IMPREGNATED PAPER CABLES

/ USE

CPI-BT/HTA3 tools enable the user to prepare entirely LV and MV impregnated paper cables on disconnected networks.

/ TECHNICAL SPECIFICATIONS

CPI-BT/HTA3 case contains the following tools:

- AGPB4 : Lead sheath removal.
- SBA : Metal strip cut.
- LSBA : Spare blades for SBA tool.
- PINTE4PI/465 : Impregnated paper insulation cut.
- AGPB3 : Lead sheath removal.
- EVP : Flaring out lead sheath.
- PT15 : To fix collars.
- CT70 : Scissors.
- EVG : Lead sheath spreader.
- TP75 : Insulating Chisel.
- CPI accessory kit : wooden mallet, metallic brush, wooden meter, string, pencil.

Reference	Length	Width	Height	Weight
CPI-BT/HTA3	575 mm	470 mm	145 mm	6,6 kg



PREMIUM

/ **J1R1** **NEW**

TOOL FOR LV CABLES INSULATION Ø6-21MM
WITH K7 DEPTH 1MM

/ Advantages

- Very high versatility.
- Adaptation on screwing machine.



/ USE

The J1R1 tool allows to remove the outer insulation of a large number of LV aerial or industrial cables.

The tool fits the diameter of the cable and the thickness of the layer to be removed without changing the socket.

/ TECHNICAL SPECIFICATIONS

Tool capacity :
Diameter : 6 - 21 mm
Depth of cut : 0.8 to 2.5 mm
Stripping length : 25 to 100 mm

Reference	Diameter	Depth of cut	Stripping length	Length	Width	Height
J1R1	6 - 21 mm	0.8 to 2.5	25 to 100 mm	224 mm	65 mm	82 mm
J1R12		0.8 to 2.5 and 2.3 to 3.5				
J1R2						

/ Spare parts

Reference	Description
MTCP4/465	Spare blade

/ Options

Reference	Description
R2	K7 for LV tool 2.5 mm for a cut from 2.3 mm to 3.5 mm
SGM	Large size pouch

/ **CTA/70-180**

HV - OUTER SHEATH

/ USE

CTA/70-180 tool allows to remove the outer sheath and the corrugated tube of HV cable in only one operation.
AC Power.

/ TECHNICAL SPECIFICATIONS

Circulad and longitudinal milling.
Allows to cut in the middle of the cable
Sell in a box set with a milling head.
Ability : Ø70 à 180mm

Reference	Length	Width	Height	Weight
CTA/70-180	330 mm	170 mm	360 mm	9 kg



/ OGA

OUTER SHEATH OPENER

Advantages

- 2 cutting edges on the same blade for an extended working life.
- 4 cutting thickness positions.
- Heavy duty.

/ USE

The OGA enables the user to perform a longitudinal cut on the outer sheath of the cables and more specifically on the outer sheath of 'three cores cable'

/ TECHNICAL SPECIFICATIONS

Circular and longitudinal milling.
Allows to cut in the middle of the cable
Sell in a box set with a milling head.
Ability : Ø70 à 180mm
Packaging : case

Reference	Length	Width	Height	Weight
CTA/70-180	180 mm	26 mm	62 mm	0,27 kg

/ Spare part

Reference	Description
LKMS	Spare blade

/ Associated tool

Reference	Description
PB3S	Pliers for ring cut on outer sheath

PREMIUM



/ PG3NHTA/2833

PLIERS FOR MV CABLE OUTER SHEATH
LEFT-HANDED & RIGHT-HANDED

Advantages

- Heavy duty.

/ USE

The PG3NHTA/2020 enables the user to make a circular and longitudinal cut in order to remove cable's outer sheath on medium voltage cables. Its configuration can be modified in order to put the left-handed & right-handed in the best possible position to perform the sheath removal.

All cutting depth ranging from 0,5 mm / 0,019 in to 5 mm / 0,196 in are available on demand
How to built your customized pliers : PG3NHTA/yyzz
yy = Circular cutting depth e.g :
28 = 2,8 mm / 0,110 in
zz = Longitudinal cutting depth e.g :
33 = 3,3 mm / 0,130 in

/ TECHNICAL SPECIFICATIONS

Operating voltage (V):
HTA (1 000 V to 50 000 V)
Packaging: Carton box
Weight: 600 g
Max diameter : 52 mm
Mini diameter : 26 mm
Cut deepness : 2833 mm

Reference	Description
PG3NHTA/2833	Pliers for MV cable outer sheath left-handed & right-handed



PREMIUM



/ Spare parts

Reference	Description
MTC4/30	Spare blade for circular cutting 3,0 mm / 0,118 in (x4)
MTL4/33	Spare blade for longitudinal cutting 3,3 mm / 0,129 in

/ Associated tools

Reference	Description
LH2	Monofunction tool for insulation
LHM2R30/60	Monofunction tool for peelable semiconductor

PREMIUM



/ Spare parts

Reference	Description
MTC5/35	Spare blade for circular cutting 3,5 mm / 0,138 in (x4)
MTL5/35	Spare blade for longitudinal cutting 3,5 mm / 0,138 in

/ Associated tools

Reference	Description
EGA	HV and EHV cable's outer sheath and shield spreaders
LHS3	Monofunction tool for semiconductor
LH3	Monofunction tool for insulation

/ **PG4HTA/3033**

PLIERS FOR MV CABLE OUTER SHEATH

Advantages

- Quick, light and easy to use.

/ USE

The PG4HTA/3033 enables the user to make a circular and longitudinal cut in order to remove cable's outer sheath. All cutting depth ranging from 0,5 mm / 0,019 in to 5 mm / 0,196 in are available on demand. How to built your customized pliers : PG4HTA/yyzz
yy = Circular cutting depth e.g :
30 = 3,0 mm / 0,118 in
zz = Longitudinal cutting depth
e.g : 33 = 3,3 mm / 0,130 in

/ TECHNICAL SPECIFICATIONS

TOOL CAPACITY :
Diameter :
47 - 75 mm / 1,850 - 2,953 inch.
Circular cutting / thickness capacity :
3,0 mm / 0,118 in.
Longitudinal cutting thickness capacity :
3,3 mm / 0,130 in.

Reference	Length	Width	Height	Weight	Packaging
PG4HTA/3033	300 mm	110 mm	105 mm	0,87 Kg	Box

/ Option

Reference	Description
SGM	Large size pouch

/ **PG5HTB/3535**

PLIERS FOR MV CABLE OUTER SHEATH

Advantages

- Quick, light and easy to use.

/ USE

The pliers PG5HTB/3535 series enables the user to make a circular and longitudinal cut in order to remove cable's outer sheath. All cutting depth ranging from 0,5 mm / 0,019 in to 5 mm / 0,196 in are available on demand. How to built your customized pliers : PG5HTB/yyzz
yy = Circular cutting depth e.g :
35 = 3,5 mm / 0,138 in
zz = Longitudinal cutting depth
e.g : 35 = 3,5 mm / 0,138 in

/ TECHNICAL SPECIFICATIONS

TOOL CAPACITY :
Diameter :
69 - 95 mm / 2,717 - 3,740 inch.
Circular cutting / thickness capacity :
3,5 mm / 0,138 in.
Longitudinal cutting thickness capacity :
3,5 mm / 0,138 in.

Reference	Length	Width	Height	Weight	Packaging
PG5HTB/3535	360 mm	140 mm	160 mm	2 Kg	None



PREMIUM



/ PRG3/C22-L222833
PRG4/C25-L252830
 PLIERS FOR MV CABLE OUTER SHEATH
 WITH ADJUSTABLE LONGITUDINAL CUTTING DEPTHS

Advantages

- 3 different longitudinal cutting depth in one interchangeable cutting head
- Quick set up of the cutting head
- The interchangeable cutting head fit on PR4, PRG3, PRG4

/ USE

The pliers PG5HTB/3535 series enables the user to make a circular and longitudinal cut in order to remove cable's outer sheath. All cutting depth ranging from 0,5 mm / 0,019 in to 5 mm / 0,196 in are available on demand.

How to built your customized pliers : PG5HTB/yyzz
 yy = Circular cutting depth e.g : 35 = 3,5 mm / 0,138 in
 zz = Longitudinal cutting depth e.g : 35 = 3,5 mm / 0,138 in

/ TECHNICAL SPECIFICATIONS**TOOL CAPACITY :**

Diameter :
 26 - 52 mm / 1,024 - 2,047 inch.
 Circular cutting / thickness capacity :
 2,2 mm / 0,087 in.
 Longitudinal cutting thickness capacity :
 2,2-2,8-3,3 mm / 0,087-0,110-0,130 in.

/ Spare parts

Reference	Description
MTC3/22	Spare blade for circular cutting 2,2 mm / 0,087 in(x4)
TRL/22-28-33	Spare interchangeable longitudinal cutting head for PRG3/2233

/ Associated tools

Reference	Description
CWB/18-60-FEP	Tool to remove bonded semiconductor with chamfer on the semiconductor cutback
BRMRD1E	Tool to remove insulation

Reference	Length	Width	Height	Weight	Packaging
PRG3/C22-L222833	270 mm	100 mm	95 mm	0,68 Kg	Box

/ Option

Reference	Description
SGM	Large size pouch



/ EV/NPT-4F

TOOL TO SPREAD OUTER SHEATH
WITH ALUMINIUM SCREEN

Advantages

- Limited opening angle given by the tool so that the aluminium will not break

/ USE

The EV/NPT-4F enables the user to spread the tabs of the outer sheath with glued aluminium screen, without damaging the aluminium screen and in order to slide in the screen ring (AKA the cheese grater).

/ TECHNICAL SPECIFICATIONS

TOOL CAPACITY :

Diameter :

35 - 60 mm / 1,378 - 2,362 inch

For section : 400mm² to 1200mm²

Reference	Lenght	Width	Height	Weight	Packaging
EV/NPT-4F	230 mm	20 mm	55 mm	0,29 Kg	None

/ Associated tools

Reference	Description
ALROC-FENTE	Tool to perform slits on cable's outer sheath
ROTO-TMG	Connector holder for bolted and clamping connections
K7/GRATT	Cartidge dedicated to sheath abrading, to be mounted on tool ROTO-TMG
GFE-TMG	Roller block for ROTO-TMG to tighten the outer sheath over screen connection



ESSENTIAL



/ ROTO-TMG

MAINTAINING TOOL FOR MECHANICAL FITTING CONNECTORS

COMPATIBLE WITH C33-226, UTE C33-223, NF C 33-223, HN33S23

Advantages

- Fast assembling/disassembling of the optional K7 blocks.

/ USE

ROTO-TMG is an adjustable multifunction tool that enables the user to maintain mechanical fitting connectors and lugs.

/ TECHNICAL SPECIFICATIONS

For cables from Ø 16 to 60 mm (50 to 630 mm²).
Available options for more functions (GFE-TMG, K7/GRATT).

Reference	Length	Width	Height	Weight
ROTO-TMG	255 mm	85 mm	90 mm	840 g

ESSENTIAL



/ K7/GRATT

SHEATH ABRASING BLOCK FOR ROTO-TMG TOOL

COMPATIBLE WITH C33-226, UTE C33-223, NFC33-223, HN33S23

Advantages

- Circular scratching of the sheath to avoid water infiltration into accessories.

/ USE

The option K7/GRATT for ROTO-TMG tool enables the user the abrasion of the outer sheath of the cables in order to ensure watertightness of the accessories.

/ TECHNICAL SPECIFICATIONS

Use with ROTO-TMG tool.
For cables from Ø16 to 60 mm (50 to 630 mm²).

Reference	Length	Width	Height	Weight
ROTO-TMG	255 mm	85 mm	90 mm	840 g

/ Spare parts

Reference	Description
LRTT	Spare blade

ESSENTIAL



/ GFE-TMG

BLOCK WITH ROLLS FOR ROTO-TMG

COMPATIBLE WITH C33-226, UTE C33-223, NFC33-223, HN33S23

Advantages

- Good penetration of the pins into the aluminium screen of the cable.

/ USE

The option GFE-TMG for ROTO-TMG tool allows the tightening of the sheath onto the connection screen and to bend the sector-shaped conductor.

/ TECHNICAL SPECIFICATIONS

Use with ROTO-TMG tool.
For cables from Ø 16 to 60 mm (50 to 630 mm²).

Reference	Length	Width	Height	Weight
GFE-TMG	75 mm	45 mm	50 mm	200 g



PREMIUM



/ ALROC FENTE

SPLITTER FOR OUTER SHEATH 50-630 MM²

COMPATIBLE WITH C33-226, UTE C33-223, NFC33-223, HN33S23

Advantages

- Minimal effort to realize the splits.

/ USE

ALROC-FENTE tool enables the user to perform 1, 2, 3 or 4 splits on outer sheath from cables before sheath spreading or sheath widening.

/ TECHNICAL SPECIFICATIONS

Splits on outer sheath : 40 mm long.
For cables from Ø 16 to 60 mm (25 to 630 mm²).
Sheath thickness : 2 to 3,5 mm (6 position setting).

Reference	Length	Width	Height	Weight
ALROC-FENTE	270 mm	75 mm	145 mm	1 kg

/ Spare parts

Reference	Description
LFE	Spare blade for outer slot cover

ESSENTIAL



/ EV/NPT

PE SHEATH SPREADER

COMPATIBLE WITH POPY NIKOL C33-226

Advantages

- Spread angle set by the EV/NPT.

/ USE

Suitable for all diameters and sections.

/ TECHNICAL SPECIFICATIONS

EV/NPT is designed to spread the outer sheath small tabs from C33-226 cable without damaging the metallic screen to position the grounding screen.

Reference	Length	Width	Height	Weight
EV/NPT	230 mm	15 mm	40 mm	240 g

ESSENTIAL



/ EV/NPT-4F

Advantages

- Limited opening angle given by the tool so that the aluminium will not break.

Reference	Length	Width	Height	Weight
EV/NPT	230 mm	15 mm	40 mm	240 g



PREMIUM

**/ CWB/12-44**CLAMPING TOOL FOR STEEL STRIP
C33-226, UTE C33-223, NF C 33-223, HNS3S23

Reference	Description
CWB/12-44	Clamping tool for steel strip

PREMIUM

**/ CWB/18-60-S**

BONDED SEMICONDUCTOR REMOVAL TOOL COMPLETE WITH CHAMFER CUT AND AUTO-STOP FUNCTION

Advantages

- No silicon needed
- Cutting depth with 1/10 mm increments
- Smooth finish

/ USE

CWB/18-60-S enables easy removal of the bonded semi-conductor without the use of silicon leaving a 13° chamfer.

/ TECHNICAL SPECIFICATIONS

Operating voltage (V): HTA (1 000 V to 50 000 V)
 Packaging: Carton box
 Weight (g): 730
 Max diameter (mm): 60
 Mini diameter (mm): 18
 Limit stop: None
 Cut deepness (mm): 1.8
 Chamfer angle (°): 13

Reference	Description
CWB/18-60-S	Bonded semiconductor removal tool complete with chamfer cut and Auto-Stop function

**/ BSC/25-40**

TOOL FOR NON PEELABLE SEMI-CONDUCTOR WITH CHAMFER

Advantages

- Quick-fit handle.
- Adjustable penetration

/ USE

The BSC/25-40 tool allows to quit the non peelable semi-conductor of cables with a chamfer and a very clean surface.

/ TECHNICAL SPECIFICATIONS

Diameter : 14 - 44 mm / 0,551 - 1,732 inch
 Depth of cut : 0.4 to 1.5 mm / 0,015 to 0,059 in
 Chamfer angle : 14.5°
 Remaining quotation : 0,984 or 1,574 in

Reference	Description
BSC/25-40	Tool for non peelable semi-conductor with chamfer

Reference	Length	Width	Height	Packaging	Weight
BSC/25-40	155 mm	82 mm	65 mm	Box	0.62 g



VALUE

/ **GRI****SCRAPER FOR SEMICONDUCTOR RESIDUES**

COMPATIBLE WITH NIKOL C33-226

/ **USE**

GRI scraper enables the user to remove external bonded semiconductor residue stayed on the cable insulation.

/ **TECHNICAL SPECIFICATIONS**

Suitable for all diameters and sections.

Reference	Length	Width	Height	Weight
GRI	250 mm	40 mm	25 mm	190 g

/ **Spare parts**

Reference	Description
GRI	Spare blade

PREMIUM

/ **CWE/14-50-MVS**


NEW

TOOLS TO REMOVE PEELABLE SEMICONDUCTOR AND STOP FOR MV CABLE

COMPATIBLE WITH NIKOL C33-228

Advantages

- Fine tuning of the scoring depth.
- Chamfer on the transition.

/ **USE**

The CWE/14-50-MVS enables the user to score the peelable semiconductor, in order to remove it.

It performs a chamfer on the semicon cutback.

Its design enables to make circular, longitudinal and helicoidal cuts.

The MVS sits on the cable to stop the CWE/14-50 with a large contact surface

/ **TECHNICAL SPECIFICATIONS**

Diameter: 14 - 50 mm / 0,551 - 1,969 inch

Max scoring depth: 1,4mm / 0,055 in

Remaining length of semicon : 10 mm / 0,394 in

Reference	Length	Width	Height	Packaging	Weight
CWE/14-50-MVS	150 mm	80 mm	48 mm	Box	0,695 g

/ **Spare parts**

Reference	Description
MVS	Spare blade
LS-CD6	Spare blade for semiconductor scoring with chamfer

/ **Spare parts**

Reference	Description
CWB/18-60-MVS	Remove bonded semiconductor with chamfer on the semiconductor cutback and stop
BRMRDIE	Tool to remove insulation



ESSENTIAL

/ **LHM1R 30/45E**
TOOL FOR PEELABLE SEMI-CONDUCTOR

Advantages

- Presettled blade in factory.

/ USE

The LHM1R 30/45E tool allows to make an incision on the peelable semi-conductor of the cable in order to remove it more easily with the hand.

/ TECHNICAL SPECIFICATIONS

Diameter : 14 - 44 mm / 0,551 - 1,732 inch
Depth of cut : 0 to 0,047 in (settled in factory)
Remaining quotation : 1,181 or 1,574 or 1,771 in

Reference	Length	Width	Height	Weight
LHM1R 30/45E	200 mm	75 mm	140 mm	0,66 kg

/ Spare parts

Reference	Description
LCD23	Spare blade for peelable semiconductor
POLH/ER	Square handle

/ Associated tools

Reference	Description
DSP	Peelable semiconductor lifter
BRMRD1E	Tool to remove insulation

ESSENTIAL

/ **ORACL** **NEW**

TOOL TO PERFORM CONTROLLED LONGITUDINAL SCORING ON PEELABLE SEMICONDUCTOR

Advantages

- 4 adjustable scoring depth
- Easy catch of the semicon
- Light



/ USE

The ORACL enables the user to score longitudinally the peelable semiconductive layer in order to peel it off by hand.
Adjustable scoring depths (0,4 / 0,6 / 0,9 / 1,1 mm)

Reference	Length	Width	Height	Weight
ORACL	135 mm	55 mm	35 mm	160 g

/ Spare parts

Reference	Description
LSO	Spare blade for peelable semiconductor

/ TECHNICAL SPECIFICATIONS

Diameter 10 - 100 mm / 0,394 - 3,937 inch
Scoring depth: 0,4 / 0,6 / 0,9 / 1,1 mm / 0,016 / 0,024 / 0,035 / 0,043 inch
Min remaining length : 10 mm / jacket - 4mm / screen

/ Associated tool

Reference	Description
DSP	Peelable semiconductor lifter
MVS	Stop for tools



ESSENTIAL



/ MF1+/25-SRC

MULTIFUNCTION TOOL FOR BONDED SEMICONDUCTOR
COMPATIBLE WITH C33-226, UTE C33-223, NFC33-223, HN33S23

Advantages

- Low roughness over insulation.
- Blade adjustment with notches of $1/10^*$ mm.

/ USE

MF1+/25 is an adjustable multifunction tool which enables the user to remove the bonded semiconductor, leaving the required length of semiconductor.

/ TECHNICAL SPECIFICATIONS

For cables from \varnothing 14 to 44 mm (25 to 240 mm²).
Remaining length of semiconductor : 25, 30, 40, 45 mm.
Optional stylus for more functions (SR, SRC, SCH).

Reference	Length	Width	Height	Weight
MF1+/25	190 mm	85 mm	125 mm	750 g

/ Accessories

Reference	Description
SRC	Adjustable stylus 4 positions incision with chamfer
SCH	Insulation chamfering stylus

ESSENTIAL



/ MF1+/60-SRCD

MULTIFUNCTION TOOL FOR BONDED SEMICONDUCTOR
COMPATIBLE WITH C33-226, UTE C33-223, NF C 33-223, HN33S23

Advantages

- Low roughness over insulation.
- Blade adjustment with notches of $1/10^*$ mm.

/ USE

MF1+/60 is an adjustable multifunction tool which enables the user to remove the bonded semiconductor, leaving the required length of semiconductor.

/ TECHNICAL SPECIFICATIONS

For cables from \varnothing 18 to 60 mm (50 to 630 mm²).
Remaining length of semiconductor : 30, 40, 45, 50, 55 mm.
Optional stylus for more functions (SR, SRC-D, SCH).

Reference	Length	Width	Height	Weight
MF1+/60	305 mm	105 mm	100 mm	1,1 kg

/ Accessories

Reference	Description
SRC-D	SRC Adjustable Stylus 4 positions incision with chamfer
SCH	Insulation chamfering stylus



ESSENTIAL



/ SRC

ADJUSTABLE SCORING STYLUS FOR PEELABLE SEMICONDUCTOR WITH CHAMFERED TRANSITION
COMPATIBLE WITH POPY VINYL C33-226, UTE C33-223,
NF C 33-223, HN33S23

Advantages

- Can also be used with MF3/40 and MF3/60 tools.

/ USE

SRS stylus for MF1+/25 and MF1+/60 enables the user to score the peelable semiconductor with a chamfered semicon cutback.
4 scoring depths : 0.4 mm / 0.7 mm / 0.9 mm / 1.1mm

/ TECHNICAL SPECIFICATIONS

Use with MF1+/25 tool.
Simple setting with only 4 positions.

Reference	Length	Width	Height	Weight
SRC	70 mm	20 mm	30 mm	110 g

ESSENTIAL



/ SRC-D

ADJUSTABLE SCORING STYLUS FOR PEELABLE SEMICONDUCTOR WITH CHAMFERED TRANSITION
COMPATIBLE WITH POPY VINYL C33-226, UTE C33-223,
NFC C 33-223, HN33S23

/ USE

SRS stylus for MF1+/25 and MF1+/60 enables the user to score the peelable semiconductor with a chamfered semicon cutback.
4 scoring depths : 0.4 mm / 0.7 mm / 0.9 mm / 1.1mm

/ TECHNICAL SPECIFICATIONS

Use with MF1+/25 tool.
Simple setting with only 4 positions.

Reference	Length	Width	Height	Weight
SRC	70 mm	20 mm	30 mm	110 g

ESSENTIAL



/ DSP

PEELABLE SEMICONDUCTOR LIFTER

/ USE

DSP tool enables the user to lift and grab the peelable semiconductor previously scored allowing its removal from the insulation.

/ TECHNICAL SPECIFICATIONS

Suitable for all diameters and sections.

Reference	Length	Width	Height	Weight
DSP	108 mm	35 mm	35 mm	130 g



VALUE

/ **MVS** **NEW**

STOP FOR TOOLS

Advantages

- Clean and straight semicon cutback.



/ USE

The MVS stop is to be tighten on the cable in order to stop the tool, on 1-core and 3-core cables. It can be used on outerjacket's cable with copper wires, tubular aluminium and foil type cable's screen.

Reference	Length	Width	Height	Weight
MVS	100 mm	40 mm	100 mm	175 g

/ TECHNICAL SPECIFICATIONS

Diameter : 18 - 60 mm / 0,709 - 2,362 inch
 Material : Plastic
 Rolling zone : no

/ Associated tool

Reference	Description
CWB/18-60	Tool to remove bonded semiconductor with chamfer on the semiconductor cutback
CWB/18-60-FEP	Tool to remove bonded semiconductor with chamfer on the semiconductor cutback



ESSENTIAL

/ **BRMRD1E**

INSULATION REMOVER 14 - 40 MM

/ USE

BRMRD1E tool cuts insulation from MV cables and allows to obtain an insulation straight cut with the BR stop.

/ TECHNICAL SPECIFICATIONS

BRMRD1E for cables from Ø 14 to 40 mm.

Reference	Length	Width	Height	Weight
BRMRD1E	260 mm	60 mm	55 mm	380 g

ESSENTIAL

/ **LH2**

MONOFUNCTION TOOL FOR INSULATION

Advantages

- Ruler to set the length of insulation to be removed.
- Back-iron to set the pitch of the tool making easy to rotate the tool.

/ USE

The LH2 enables the user to remove the insulation

/ TECHNICAL SPECIFICATIONS

Diameter : 38 - 60 mm / 1,496 - 2,362 inch
Max cutting depth : 17 mm / 0,669 in

Reference	Length	Width	Height	Weight
LH2	425 mm	105 mm	85 mm	2 kg

/ Spare parts

Reference	Description
LHS2	Monofunction tool for semiconductor
PRG3/ C20-L222830	Pliers for MV cable outer sheath with 3 adjustable longitudinal cutting depth
BMF2	Thrust to stop the tool
LH2-CP-V	Empty case for LH2

/ Spare parts

Reference	Description
LAC2	Spare blade for insulation

VALUE

/ **SCH**

INSULATION CHAMFERING STYLUS

COMPATIBLE WITH C33-226, UTE C33-223, NF C 33-223, HN33S23

Advantages

- SCH can also be used with MF3/40, MF3/60 and MF1+ tools.

/ USE

SCH stylus for MF1+/25 and MF1+/60 tools enables the user to perform a chamfer at the end of the insulation.

/ TECHNICAL SPECIFICATIONS

Use with MF1+/25 and MF1+/60 tools.
No setting.

Reference	Length	Width	Height	Weight
SCH	65 mm	20 mm	30 mm	60 g



ESSENTIAL



/ Spare parts

Reference	Description
BRMRD1E	Tool to remove insulation
ROTO-TMG	Connector holder for bolted and clamping connections
I22818	Allen key size 3mm

/ LHA

TOOL TO CHAMFER INSULATION

Advantages

- No setting needed.

/ USE

The LHA enables the user to realise a chamfer of 30° at the extremity of the insulation of MV cables.

/ TECHNICAL SPECIFICATIONS

Diameter : 14 - 40 mm / 0,551 - 1,575 inch
Angle of the chamfer : 30°

Reference	Length	Width	Height	Weight
LHA	275 mm	75 mm	45 mm	0.56 kg

/ Spare parts

Reference	Description
LHAC	Spare blade chamfer insulation

VALUE



/ TCD2000

DOUBLE CONE SHARPENER 2000/150²-240²
COMPATIBLE WITH C33-226, UTE C33-223

/ USE

TCD2000 is designed to perform a cone on the insulation end of any MV cables.

/ TECHNICAL SPECIFICATIONS

For cables 150 mm² and 240 mm²
C33-226, UTEC33-223.
Pre-adjusted tool.
Cone length : 30 to 40 mm.

Reference	Length	Width	Height	Weight
TCD2000	200 mm	90 mm	70 mm	610 g

ESSENTIAL



/ TC50

TC95

TC150

TC240

TC630

CONE SHARPENERS

COMPATIBLE WITH NFC33-223, HN33S23

Advantages

- Special TC on request : any lengths and any sections available.

/ USE

TC tools are designed to perform a cone on the insulation end of any MV cables.

/ TECHNICAL SPECIFICATIONS

For cable sections from 50 mm² to 630 mm²
NFC33-223, HN33S23,
Pre-adjusted tool.
Cone length: 30 to 40 mm.

/ Spare parts

Reference	Description
TC50 - TC95 - TC150 - TC240 - TC630	Cone sharpeners

Reference	Cable section	Length	Width	Height	Weight
TC50	50 mm ²	190 mm	60 mm	70 mm	500 g
TC95	95 mm ²				
TC150	150 mm ²				
TC240	240 mm ²				
TC630	630 mm ²	205 mm	70 mm	70 mm	500 g



PREMIUM

**/ MF3/45-C**

MULTIFUNCTION TOOL FOR OUTER SHEATH, PEELABLE SEMICONDUCTOR WITH CHAMFER AND INSULATION

/ USE

The MF3/45-C tool enables the user to : Remove the outer sheath (PE-PVC-PR) with a straight and neat cut. Score the peelable semiconductor with a chamfer on the edge of the semiconductor cutback (with the SRC scoring stylus delivered with the tool). Set the length to be removed and remove the insulation with a straight and neat cut.

/ TECHNICAL SPECIFICATIONS

Diameter :
16 - 45 mm / 0,630 - 1,772 inch
Peelable semicon thickness capacity :
0,4 - 1,5 mm / 0,016 - 0,040 in
Insulation thickness capacity :
7 mm / 0,276 in
Stylus included : SRC

Reference	Length	Width	Height	Weight
MF3/45-C	303 mm	95 mm	165 mm	1,5 kg

PREMIUM

**/ MF3/60-C - MF3/60-SRC**

MULTIFUNCTION TOOL FOR OUTER SHEATH, PEELABLE SEMICONDUCTOR AND INSULATION

/ USE

The MF3/60-C tool enables the user to : Remove the outer sheath (PE-PVC-PR) with a straight and neat cut. Score the peelable semiconductor with a chamfer on the edge of the semiconductor cutback (with the SRC scoring stylus delivered with the tool). Set the length to be removed and remove the insulation with a straight and neat cut.

/ TECHNICAL SPECIFICATIONS

Diameter :
16 - 58 mm / 0,630 - 2,283 inch
Peelable semicon thickness capacity :
0,4 - 1,5 mm
Insulation thickness capacity : 7 mm
Stylus included : SRC

Reference	Length	Width	Height	Weight
MF3/60-C	305 mm	115 mm	165 mm	1,75 g

PREMIUM

**/ MF2/60**

MULTIFUNCTION TOOL FOR OUTER SHEATH AND INSULATION

/ USE

The MF2/60 enables the user to : Remove the outer sheath (PE-PVC-PR) with a straight and neat cut. Set the length and remove thicker insulation with a straight and neat cut.

/ TECHNICAL SPECIFICATIONS

Diameter:
16 - 58 mm / 0,630 - 2,283 inch
Outer sheath and insulation thickness capacity :
7 mm / 0,275 in

Reference	Length	Width	Height	Weight
MF2/60	170 mm	90 mm	120 mm	1,4 jg

TOGETHER

#WEARE **PENTASTIC**



FOLLOW US !



@PENTAESP



PREMIUM



PREMIUM



/ CNPT/HTA-400-RSM

FULL KIT FOR DISTRIBUTION UNDERGROUND CABLE 50 MM² UP TO 400 MM²

Advantages

- With spare blades

USE

Tools included in the kit CNPT/HTA-400-RSM enable the user to splice each layer of distribution underground cable ranging from 50 mm² up to 400 mm² in 12/20 kV, prior to junctions or terminations installation. For any other voltage rating, please check the outer diameter capacity of each tools included in the kit

TECHNICAL SPECIFICATIONS

MF3/45-C - Multifunction tool for outer sheath, peelable semiconductor and insulation
 CWB/12-44 - Tool to remove bonded semiconductor with chamfer on the semiconductor cutback
 MVS - Stop for tools
 SCH - Chamfering stylus for insulation
 ALROC-FENTE - Tool to perform slits on cable's outer sheath
 ROTO-TMG - Connector holder for bolted and clamping connections
 GFE-TMG - Roller block for ROTO-TMG to tighten the outer sheath over screen connection
 K7/GRATT - Cartridge dedicated to sheath abrading, to be mounted on tool ROTO-TMG
 EV/NPT - Tool to spread PE outer sheath with aluminium screen
 EV/NPT-4F - Tool to spread PE outer sheath with aluminium screen
 GRI - Scraper for residues of bonded semiconductor
 LIGAREX - Clamping tool with return spring for straps

Reference	Length	Width	Height	Weight
CNPT/HTA-400-RSM	575 mm	470 mm	145 mm	11 kg
KIT/400-2020				10,7 kg

/ CNPT/HTA-630-RSM

FULL KIT FOR DISTRIBUTION UNDERGROUND CABLE 50 MM² UP TO 630 MM²

Advantages

- With spare blades

USE

Tools included in the kit CNPT/HTA-630-RSM enable the user to splice each layer of distribution underground cable ranging from 50 mm² up to 630 mm² in 12/20 kV, prior to junctions or terminations installation. For any other voltage rating, please check the outer diameter capacity of each tools included in the kit.

TECHNICAL SPECIFICATIONS

MF3/60-C - Multifunction tool for sheath, peelable semiconductor with chamfer, insulation
 CWB/18-60-MVS - Remove bonded semiconductor with chamfer on the semiconductor cutback and stop
 SCH - Chamfering stylus for insulation
 ALROC-FENTE - Tool to perform slits on cable's outer sheath
 ROTO-TMG - Connector holder for bolted and clamping connections
 GFE-TMG - Roller block for ROTO-TMG to tighten the outer sheath over screen connection
 K7/GRATT - Cartridge dedicated to sheath abrading, to be mounted on tool ROTO-TMG
 EV/NPT - Tool to spread PE outer sheath with aluminium screen
 EV/NPT-4F - Tool to spread PE outer sheath with aluminium screen
 GRI - Scraper for residues of bonded semiconductor
 LIGAREX - Clamping tool with return spring for straps

Reference	Length	Width	Height	Weight
CNPT/HTA-400-RSM	575 mm	470 mm	145 mm	11,2 g
KIT/400-2020				10,9 g



PREMIUM



PREMIUM



/ CNPT/240-1-MV-NG

FULL CASE 50 MM² TO 240 MM² WITHOUT TC
COMPATIBLE WITH C33-226, UTE C33-223, NF C 33-223, HN33S23

Advantages

- New generation.
- Reduced size.

/ USE

This case enables the user to prepare entirely cables from 50 mm² to 240 mm² without performing the cones at the end of the insulation.

/ TECHNICAL SPECIFICATIONS

CNPT/240-1-MV-NG case contains following tools:

- MF2/40 : Outer sheath and insulation cut
- MF1+/25 : Non peelable semiconductor removal
- SRC : For MF1+/25 tool, peelable semiconductor cut with a chamfer at the end
- SCH : For MF1+/25 tool, to perform a chamfer at the end of the insulation
- ALROC-FENTE : To perform splits on outer sheath
- ROTO-TMG : To maintain mechanical fitting connector and lugs
- GFE-TMG : For ROTO-TMG tool, tightening of the sheath and bending the sector-shaped conductor
- K7/GRATT : For ROTO-TMG tool, abrasion of the outer sheath
- EV/NPT : Spreading the sheath
- EV2000 150-240 : Flaring out the outer sheath
- EV150-240 : Flaring out the outer sheath
- GRI : Removing external bonded semiconductor residues
- PT15 : To fix collars

Reference	Length	Width	Height	Weight
CNPT/240-1-MV-NG	390 mm	310 mm	145 mm	6,9 kg

/ CNPT/240-2-MV-NG

FULL CASE 50 MM² TO 240 MM² WITH TC
COMPATIBLE WITH C33-226, UTE C 33-223, NF C 33-223, HN33S23

/ USE

CNPT/240-2-MV-NG tools enable the user to prepare entirely cables from 50 to 240 mm².

/ TECHNICAL SPECIFICATIONS

CNPT/240-2-MV-NG case contains following tools:

- MF2/40 : Outer sheath and insulation cut
- MF1+/25 : Non peelable semiconductor removal
- SRC : For MF1+/25 tool, peelable semiconductor cut with a chamfer at the end
- SCH : For MF1+/25 tool, to perform a chamfer at the end of the insulation
- ALROC-FENTE : To perform splits on outer sheath
- ROTO-TMG : To maintain mechanical fitting connector and lugs
- GFE-TMG : For ROTO-TMG tool, tightening of the sheath and bending the sector-shaped conductor
- K7/GRATT : For ROTO-TMG tool, abrasion of the outer sheath
- EV/NPT : Spreading the sheath
- EV2000 150-240 : Flaring out the outer sheath
- EV150-240 : Flaring out the outer sheath
- GRI : Removing external bonded semiconductor residues
- PT15 : To fix collars
- TC50, TC95, TC150, TC240, TCD2000 : Performing cones on the insulation

Reference	Length	Width	Height	Weight
CNPT/240-2-MV-NG	575 mm	470 mm	145 mm	11,8 g



PREMIUM



/ CNPT/630-1-MV-NG

FULL CASE 50 MM² TO 630 MM² WITH TC830
 COMPATIBLE WITH C33-226, UTE C33-223, NF C 33-223, HN33S23

Advantages

- **New generation.**

/ USE

CNPT/630-1-MV-NG tools enable the user to prepare entirely cables from 50 to 630 mm².

/ TECHNICAL SPECIFICATIONS

CNPT/630-1-MV-NG case contains the following tools:

- MF2/60 : Outer sheath and insulation cut
- MF1+/60 : Non peelable semiconductor removal
- SRC-D : For MF1+/60 tool, peelable semiconductor cut with a chamfer at the end
- SCH : For MF1+/60 tool, to perform a chamfer at the end of the insulation
- ALROC-FENTE : To perform splits on outer sheath
- ROTO-TMG : To maintain mechanical fitting connector and lugs
- GFE-TMG : For ROTO-TMG tool, tightening of the sheath and bending the sector-shaped conductor
- K7/GRATT : For ROTO-TMG tool, abrasion of the outer sheath
- EV/NPT : Spreading the sheath
- EV630 : Flaring out the outer sheath
- PT15 : To fix collars
- T630 : Performing cones on the insulation

Reference	Length	Width	Height	Weight
CNPT/630-1-MV-NG	575 mm	470 mm	145 mm	10 kg



ESSENTIAL



/ CKM-HTA-240-NG

SELF MAINTENANCE KIT FOR HTA 240 NG TOOL CASE

Advantages

- CKM-HTA-240-NG maintenance kit enables to change on site all the spare parts.

/ USE

CKM-HTA-240-NG maintenance kit enables the user to change on site all the spare parts of the tool cases CNPT/240-1-MV-NG and CNPT/240-2-MV-NG.

/ TECHNICAL SPECIFICATIONS

CKM-HTA-240-NG kit contains the following products :

- LRTT x2 : Blade for sheath scratching (K7/GRATT)
- LMF2 : Blade for sheath and insulation (MF2/40)
- LFE : Blade for splits on outer sheath (ALROC-FENTE)
- LS-C : Blade for incision of semiconductor with chamfer (SRC)
- kit MF3/40 x5 : Wear pads (MF2/40, MF3/40)
- C-RTT : Tools for disassembly/reassembly of K7/GRATT blades
- 065/3187 : 3 mm Allen wrench for LFE blade change
- C-SR : Wrench for stylus SR and SRC

Reference	Length	Width	Height	Weight
CKM-HTA-240-NG	170 mm	150 mm	32 mm	300 g

ESSENTIAL



/ CKM-HTA-630-NG

SELF MAINTENANCE KIT FOR HTA 630 NG CASE

Advantages

- CKM-HTA-630-NG maintenance kit enables allows to change on site all the spare parts of the tool cases.

/ USE

CKM-HTA-630-NG maintenance kit enables the user to change on site all the spare parts of the tool case CNPT/630-1-MV-NG.

/ TECHNICAL SPECIFICATIONS

CKM-HTA-630-NG kit contains the following products :

- LRTT x2 : Blade for sheath scratching (K7/GRATT)
- LMF2 : Blade for sheath and insulation (MF2/60)
- LFE : Blade for splits on outer sheath (ALROC-FENTE)
- LS-CD : Blade for incision of semiconductor with chamfer (SRC-D)
- kit MF3/40 x5 : Wear pads (MF2/60, MF3/60)
- C-RTT : Tools for disassembly/reassembly of K7/GRATT blades
- 065/3187 : 3 mm Allen wrench for LFE blade change
- C-SR : Wrench for stylus SR and SRC-D

Reference	Length	Width	Height	Weight
CKM-HTA-240-NG	170 mm	150 mm	32 mm	300 g



ESSENTIAL

/ DPC/10-45 **OUR SELECTION****CABLE MIDSPAN
STRIPPER 10-45 MM****Advantages**

- Reduced size and wide capacity.
- Tough blade with no weak point.
- Setting of the notched blade 1 click = 1/4 turn = 0.2 mm

**/ USE**

DPC/10-45 tool enables the user to strip midspan the insulating sheath of overhead MV cable and to remove the desired length.
For cable with protected conductor and Spacer Cable Systems.

Reference	Length	Width	Height	Weight
DCP/10-45	230 mm	70 mm	75 mm	890 g

/ TECHNICAL SPECIFICATIONS

Capacity : Ø 10-45 mm
Max cutting depth : 11 mm
Delivered in a soft case.

/ Spare parts

Reference	Description
LDPC	Spare blade for DCP/10-45

ESSENTIAL

**/ DCG54-148
DCG54-70**

LV CABLE STRIPPER 54.6 / 148 MM² OR 54.6 / 70 MM²
COMPATIBLE WITH LV AERIAL BUNDLED CONNECTORS
AND MV SHEATHED BRIDGES 54.6 AND 148 MM².

Advantages

- Movable stop to select the stripping length.
- No blade adjustment.

/ USE

DCG54-148 and DCG54-70 enable the user to strip quickly and easily LV aerial bundled connectors or sheathed bridges on a previously selected length.

/ TECHNICAL SPECIFICATIONS

Stripping length of 45 or 160 mm for DCG54-148.
Stripping length of 34, 60 or 160 mm for section 54,6mm² of DCG54-70.
Stripping length of 34 mm for section 70 mm² of DCG54-70.

Reference	Length	Width	Height	Weight
DCG54-70	255 mm	35 mm	45 mm	450 g
DCG54-148	280 mm			480 g



PREMIUM

/ **DCAP-GB**

STRIPPING BODY FOR LOW VOLTAGE AERIAL CABLES

Advantages

- Quick and effortless stripping
- Can be mounted on a screw

/ **USE**

This reference includes only the body, please order sockets separately (see Options). The DCAP enables the user to easily strip 55mm / 2,165in or 160mm / 6,299in in the jacket of secondary distribution cable with section of 54,6mm² and 148mm².

/ **TECHNICAL SPECIFICATIONS**

Diameter: 12 - 20 mm / 0,472 - 0,787 inch

Stripping length: 55mm / 2,165in or 160mm / 6,299 in

Reference	Length	Width	Height	Weight
DCAP-GB	75 mm	45 mm	45 mm	0,11 kg

/ **Spare parts**

Reference	Description
LDCG	Spare blade

PREMIUM

/ **DCAP-54**

STRIPPING BODY FOR LOW VOLTAGE AERIAL CABLES

Advantages

- Quick and effortless stripping
- Can be mounted on a screw

/ **USE**

This reference includes only the socket, please order the body separately (see Options). The DCAP54 enables the user to easily strip 55mm / 2,165in or 160mm / 6,299 in the jacket of secondary distribution cable with section of 54,6mm².

/ **TECHNICAL SPECIFICATIONS**

Diameter: 11 - 13 mm / 0,433 - 0,512 inch

Stripping length: 55mm / 2,165in or 160mm / 6,299 in

Reference	Length	Width	Height	Weight
DCAP-54	75 mm	45 mm	45 mm	0,11 kg

/ **Spare parts**

Reference	Description
LDCG	Spare blade



ESSENTIAL



/ PGO/CIR0911

OUTER SHEATH PLIERS 5-17 MM CC 0,9 LC 1,1
FOR ANY CABLES EXCEPT H07RNF

Advantages

- Small claws on the end of the tool to strip connectors.

/ USE

PGO/CIR0911 pliers enable the user to perform a longitudinal and circular cut to remove the cable outer sheath.

/ TECHNICAL SPECIFICATIONS

PGO/CIR0911 for cables from Ø 5 to 17 mm.
Penetration in circular cut : 0,9 mm.
Penetration in longitudinal cut : 1,1 mm.

Reference	Length	Width	Height	Weight
PGO/CIR0911	195 mm	75 mm	70 mm	360 g

ESSENTIAL



/ PINTEL4/CIR10

OUTER SHEATH PLIERS 10-28 MM CC 1.0 WITHOUT TRL
FOR ANY CABLES EXCEPT H07RNF

Advantages

- Optional longitudinal head, quickly interchangeable.
- Small claws on the end of the tool to strip connectors.

/ USE

PINTEL4/CIR10 pliers enable the user to perform a longitudinal and circular cut to remove the cable outer sheath.

/ TECHNICAL SPECIFICATIONS

PINTEL4/CIR10 for cables from Ø10 to 30 mm.
Penetration in circular cut : 1 mm.
Pliers delivered without longitudinal head TRL.

Reference	Length	Width	Height	Weight
PINTEL4/CIR10	260 mm	90 mm	80 mm	580 g



ESSENTIAL



/ PRG3/CIR20

OUTER SHEATH PLIERS 28-52 MM CC 2.0 WITHOUT TRL FOR ANY CABLES EXCEPT H07RNF

Advantages

- Optional longitudinal head, quickly interchangeable.

/ USE

PRG3/CIR20 pliers enable the user to perform a longitudinal and circular cut to remove the cable outer sheath.

/ TECHNICAL SPECIFICATIONS

PRG3/CIR20 for cables from \varnothing 26 to 52 mm.
Penetration in circular cut : 2 mm.
Pliers delivered without longitudinal head TRL.

Reference	Length	Width	Height	Weight
PRG3/CIR20	270 mm	100 mm	80 mm	630 g

ESSENTIAL



/ TRL

LONGITUDINAL CUTTING HEAD 1 OR 3 PENETRATIONS FOR ANY CABLES EXCEPT H07RNF

Advantages

- Interchangeable longitudinal head on CIR pliers.

/ USE

TRL heads are used with PINTELA/CIR10 or PRG3/CIR20 tools to perform a longitudinal cut on cable outer sheath.

/ TECHNICAL SPECIFICATIONS

1 penetration head on request, precise the desired penetration.

Reference	Description
TRL	Longitudinal cutting head 1 or 3 penetrations



ESSENTIAL



/ CIR001

FULL CASE FOR CABLES PREPARATION
FOR ANY CABLES EXCEPT H07RNF

Advantages

- Interchangeable longitudinal cutting head on CIR pliers.

/ USE

CIR001 pliers and heads enable the user to remove the cables outer sheath.

/ TECHNICAL SPECIFICATIONS

CIR001 case contains the following tools:

- PRG3/CIR20: Outer sheath cut fro cables from \varnothing 26 to 52 mm - CC 2 mm
- PINTEL4/CIR10: Outer sheath cut for cables from \varnothing 10 to 30 mm - CC 1 mm
- TRL/10-15-20: Longitudinal cutting head 3 penetrations 1.0 / 1.5 / 2.0 mm
- TRL/24-28-32: Longitudinal cutting head 3 penetrations 2.4 / 2.8 / 3.2 mm

Reference	Length	Width	Height	Weight
CIR001	390 mm	310 mm	145 mm	2,9 kg



/ CPM-TC223

MV CASES

/ USE

CPM-TC223 case allows to perform a cone on the insulation from cables NFC 33-223 and to spread the cable sheath. The tools must be used when the cable is out of tension by skilled workers who are competent in cable preparation and know about electrical phenomena. Wearing anti-cut gloves is obligatory. Clean the tools after each utilization.

/ TECHNICAL SPECIFICATIONS

- Cables : 50² 95² 150² 240² 630² en 12/20kV NFC 33-223
- 30 to 40mm cone on isolant
- Sheath spreading

Reference	Length	Width	Height	Weight
CPM-TC223	390 mm	310 mm	145 mm	4,5 kg



/ CPM-TC223-NG

MV CASES

/ USE

CPM-TC223-NG ALROC case allows to perform tapers on insulation on NFC 33-223 and UTE C33-223 (cables 2000). The tools must be used when the cable is out of tension by skilled workers who are competent in cable preparation and know about electrical phenomena. Wearing anti-cut gloves is obligatory. Clean the tools after each utilization.

/ TECHNICAL SPECIFICATIONS

- Cables : 50² 95² 150² 240² in 12/20kV NFC 33-223
- Cables : 150² 240² in 12/20kV UTE C33-223 (cable 2000)
- Tapers from 30 to 40mm on insulation

Reference	Length	Width	Height	Weight
CPM-TC223	390 mm	310 mm	145 mm	4,5 kg





SUBSTATION AND RESCUE EQUIPMENT

ESSENTIAL

/ TK3S OUR SELECTION

SAFETY SET FOR SUBSTATIONS WITH BARE CONDUCTORS



/ This kit contains :

Reference	Description
BGT	Insulating storage box for electrician gloves
GLB3-36-10	Latex insulating gloves class 3 size 10
TB11D	Stand for MV fuses
TTO15M 24KV	Insulating stool 24 kV
TP13P	T element insulating stick range 5 to 36 kV 5-36 kV
S4310	Work light for intervention
TP12EC	Rescue stick 45 kV with hook and without handguard

Reference	Description
TK3S	Safety set for substations with bare conductors

The pair of insulating gloves is also available in size 9 (GLB3-36-09) or in size 11 (GLB3-36-11), please specify in your order.

ESSENTIAL

/ TK3C

FALL ARRESTER
EN 353-2 / EN 358 / EN 567

/ This kit contains :

Reference	Description
BGT	Insulating storage box for electrician gloves
GLB3-36-10	Latex insulating gloves class 3 size 10
TB11D	Stand for MV fuses
TTO15M 24KV	Insulating stool 24 kV
TP13P	T element insulating stick range 5 to 36 kV 5-36 kV
S4310	Work light for intervention
TP12EC	Rescue stick 45 kV with hook and without handguard




Reference	Description
BACKUP10	

For other rope lengths, please contact us.



ESSENTIAL

/ **TK3GT**
SAFETY KIT

/ This kit contains :

Reference	Description
BGT	Insulating storage box for electrician gloves
GLB3-36-10	Latex insulating gloves class 3 size 10
TB11D	Stand for MV fuses
TT015M 24KV	Insulating stool 24 kV
TP13P	1 element insulating stick range 5 to 36 kV 5-36 kV
S4310	Work light for intervention
TP12EC	Rescue stick 45 kV with hook and without handguard

Reference	Rope length	Dimensions
TK3GT	10 m	99.5 x 70 mm

For other rope lengths, please contact us.

/ **TK3CEXPLIGHT**
SAFETY KIT

/ This kit contains :

Reference	Description
TT015M36KV	Insulating stool 36 kV for inside use
GLB3-36-10	Pair of insulating gloves class 03 size 10
TP12EC	Insulating rescue stick
TP13P	Voltage detector stick with air gap arrester for indoor use
RGX-CP	Plastic storage box for insulating gloves

Reference	Description
TK3CEXPLIGHT	Safety kit



/ SUBKITEXP

SAFETY KIT

/ This kit contains :

Reference	Description
GLB4-41-10	Insulating latex gloves
BGT-EXST	Insulating storage box for electrician gloves
TT015M45KV-EX	Insulating single piece plastic stool for inside use

Reference	Description
TK3CEXP LIGHT	Safety kit

ESSENTIAL



/ S4310

WORK LIGHT FOR INTERVENTION

NFC 71-810

Advantages

- Extra flat portable light.
- Light source 100% LED.

/ USE

Light designed for safety operations and checking operations in technical facilities such as:

- electrical station and substation,
- boiler room,
- lift machinery.

It can be used for night rounds.

This lamp has a LED lighting in standby mode and in emergency mode.

/ TECHNICAL SPECIFICATIONS

Articulated handle. Switch with 2 positions : 45 lm and 100 lm.

On request: configuration in « Automatic switch on in case of power break ».

Delivered with a bracket (without screw) for wall mounting and a carrying handle.

Voltage : 230 VCA ~ -10% +6% 50/60Hz

Lamp output : 1 white LED 1W

Charge monitor : 1 Green LED

Battery : 1 x 2,4V 1,5Ah

Autonomy : 1 hour (100 lumens) or 3 hours (45 lumens)

Temperature of use : 0° to +40° C

IP42.

IK10.

Reference	Dimensions	Weight
S4310	240 x 138 x 60 mm	680 g



PREMIUM

/ RGX-BGT OUR SELECTION

STORAGE BOX FOR INSULATING GLOVES

Advantages

- Transparent window (with UV filtration) to check the presence of gloves in the box.
- Large interior volume suitable for storing gloves, overgloves and a bottle of talcum powder.
- Integrated and retractable handle.

USE

This storage and protection box for insulating gloves can be used either:

- as a wall-mounted box (electrical substations, technical rooms),
- as a portable box (thanks to its retractable handle).

TECHNICAL SPECIFICATIONS

Made entirely from plastic.
Can hold 1 pair insulating gloves from class 00 to 4, 1 pair leather overgloves and a bottle of talcum powder.
Equipped with 4+4 pre-drilled holes for wall mounting (drilling dimensions indicated).

Reference	Talcum powder bottle	Dimensions	Weight
RGX-BG	No		
RGX-BGT	Yes	500 x 250 x 100 mm	1100 g



VALUE



/ RGX-CP

POLYPROPYLENE CASE WITH HANDLE

TECHNICAL SPECIFICATIONS

Dimensions : 432 x 170 x H 52 mm / 17.01 x 6.69 x H 2.05 inch
Available colours : Black or Blue

Reference	Description
RGX-CP	Polypropylene



/ TB11D
STAND FOR MV FUSES

/ USE

Protection of the eyes against low energy impacts.
Applications : welding works, live working.

/ TECHNICAL SPECIFICATIONS

Lens : green PC, welding level 2, anti-UV and anti-scratch,
Impact resistance : 6 mm ball at 45 m/s
Heat resistance : up to 80°C.
Optical class : 1.

Reference	Dimensions	Weight
TB11D	2 elements of 280 x 90 x 150 mm	540 g



/ TL06
STICK ACCESS HOLE

/ USE

Access hole for passing voltage detection stick through the protective wall of an "open" installation, guaranteeing personal protection.

/ TECHNICAL SPECIFICATIONS

Materials: moulded plastic.
External installation by 3 screws tightened onto a steel fixing flange.

Reference	Opening	Weight
TL06	Ø 60 mm	110 g



/ TS48
MONO-LENS SAFETY OVERSPECTACLE
EN 166 / EN 170

Advantages

- Wide field of view
- Lateral protection
- Ideal for spectacle wearer

/ USE

Protection of the eyes against low energy impacts.
Eye protection for visitors or overspec for spectacle wearer.

/ TECHNICAL SPECIFICATIONS

Lens : clear anti-scratch and anti-UV PC
Adjustable sidearms with soft tips impact resistance : 6 mm ball at 45m/sec.
Light transmittance: 99,5%
UV absorption up to 370 nm.
Visible light transmittance : above 95%.

Reference	Weight
TS51B	42 g



/ TP13P – TP13T

VOLTAGE DETECTOR STICK WITH AIR GAP ARRESTER FOR INDOOR USE

EN 166 / EN 170

/ USE

Stick for detecting the absence of voltage before earthing a line or a transformer to carry out work in MV substations or cells.

The detector's battery-free operation and built-in self-test make it possible, in indoor substations, to have a testing device that is always ready for use.

/ TECHNICAL SPECIFICATIONS

TP13PM :

1 section insulating stick with a universal end fitting
Fibreglass composite tube, diameter 32 mm.
Operating voltage: 5 to 45 kV.
Test voltage on 300 mm: 50 kV.
Overall length: 1,50 m.
Weight: 600 g.

TR245U :

Telescopic insulating stick with a universal end fitting
Polyurethane foam-filled fibreglass composite upper tube, Ø 32 mm.
Fibreglass composite lower tube, Ø 39 mm.
Operating voltage: 25 to 63 kV kV.
Test voltage on 300 mm: 100 kV (upper section) / 50 kV (lower section).
Folded length: 0,85 m.
Extended length: 1,50 m.
Weight: 1,050 kg.

TDP536 : see next product description.

Reference	Opening	Detector	Insulating Stick	Length	Weight
TP13P	1 element insulating stick range 5 to 36 kV 5-36 kV	TDP536	TP13 PM	1,50 m	800 g
TP13T	Insulating telescopic stick 5-36 kV		TR245U	0,85/1,50 m	1 350 g



/ TDP536 - TDP572

VOLTAGE ABSENCE DETECTOR WITH AIR GAP ARRESTER FOR INDOOR USE

/ TECHNICAL SPECIFICATIONS

- 2 standard voltage ranges: 5-36 kV (ref. TDP536) or 5-72.5 kV (ref. TDP572)
- Operates without battery
- Flashing warning light.
- Integrated piezoelectric self-test system for checking all moving parts.
- Dimensions compatible with use of stick holder rings.
- Black polycarbonate container, fixed using universal end-fittings.
- Fixing on all types of stick using available intermediary joints.
- Supplied with straight antenna of dimensions - L 40 mm - Ø 10 mm

Reference	Voltage	Detector	Weight
TDP536	5 to 36 kV	Body Ø 49 mm x L 195 mm	300 g
TDP572	5 to 72,5 kV		

ESSENTIAL



/ TP13C
COMPACT VOLTAGE DETECTOR STICKS

Advantages

- Compact voltage detector.
- Working without battery.
- Black polycarbonate shell.
- All weather use.
- Temperature : -20°C to +40°C.
- Red telescopic stick with 6 elements included.
- Soft handle with hand guard.
- Visual indication by 1 red light.
- Integrated auto-test without battery (with piezoelectric).
- Supplied with carrying bag suitable for belt fixing.

/ USE

TP13C is designed to check absence or presence of nominal voltage by direct contact. It is usually used prior to earthing operation of a three-phase voltage system. TP13C was specially adapted to be used in MV substations through 50 mm diameter spy holes.

/ TECHNICAL SPECIFICATIONS

- 3-phase AC indoor system.
- Nominal voltage from 5 kV up to 36 kV
- Frequency : 50Hz - 60Hz
- Telescopic stick size : extended length: 900mm - folded length: 320mm
- Delivered with 40 mm straight probe

Reference	Voltage	Frequency	Dimensions	Weight
TP13C	5 to 36 kV	50 to 60 Hz	350 x 70 x 60 mm	400 g

ESSENTIAL



/ TP13CS
COMPACT VOLTAGE DETECTOR STICKS

/ USE

Voltage detection on MV Substation. TP13CS is designed to check absence or presence of nominal voltage by direct contact. It is usually used prior to earthing operation of a three-phase voltage system. TP13CS was specially adapted to be used in MV substations through 50 mm diameter spy holes.

/ TECHNICAL SPECIFICATIONS

- Detector characteristics:
 - 3-phase AC indoor system.
 - Nominal voltage from 5 kV up to 36kV.
 - Frequency: 50Hz 60 Hz to be specified.
 - All weather use.
 - Temperature: -20°C to +40°C.
 - Acoustic indication by buzzer.
 - Visual indication by 1 red lights.
 - Built-in «All check» test provides checking of all electronic and battery level. Green led indicates the unit is ready.
 - Supply: 9 V alkaline battery 6LR61.
 - White polycarbonate shell.
 - Body: Ø 49mm, L=140mm.
 - 40mm "Y" shape universal contact probe (straight probe, "V" shape probe and hook probe available on request).
- Stick characteristics:
 - Red telescopic stick with 6 elements.
 - Soft handle with handguard

Reference	Extended length	Folded length	Dimensions (protective bag size)	Weight
TP13CS	900mm	320mm	350x70x60 mm	650 g



PREMIUM

/ TAGDP NEW

VOLTAGE DETECTOR FOR MV SUBSTATION
IEC 81243-1 / INSULATING STICKS : EN 50508 & IEC 61235

Advantages

- Optimised indication that can be clearly perceptible in all working conditions
- The design prevents accidental interchange of housing or circuitry and damage to electronic autonomy of more than 6 years.
- Increased autonomy thanks to its lithium battery, easy maintenance of the device and guaranteed autonomy of more than 6 years.
- Insulating stick : optimal ratio weight/stiffness and good grip of the stick.

/ USE

Voltage detector needed in safety equipment required in Medium Voltage Substations according to the NFC 13 200 standard (High voltage electrical installations for electrical energy production area, industrial, tertiary and agricultural area, etc.

These voltage detectors, with integrated insulating pole, are designed for "proving dead", making sure that nominal voltage is actually absent on a circuit in an MV substation between 1 kV and 36 kV (no voltage verification)

- The device will detect any nominal voltage present in MV substation.
- It will avoid detecting most induced voltages in order to allow grounding operations.



/ TECHNICAL SPECIFICATIONS

AC voltage range possible choice from 1 to 36 kV
Network frequency : 50 and 60 Hz

- Permanent standby status with automatic wake-up function.
- The presence of voltage within the calibrated range or above is indicated by a **RED** light and a beeping sound.
- Self-test OK : the OK status (ready for use) of the device is indicated by a **GREEN** light.
- The self-test checks all the circuits, the reference detection level and the battery voltage.
- The "ready for use" state is indicated by the **GREEN** indication for 1,5 minute.
- A low battery level is indicated by an **ORANGE** light.
- Designed for indoor use.
- Operating temperature : - 25°C to +55° C.
- Humidity : 96 % maximum.
- Power supply voltage : 9 V lithium cell - IEC 6LR6L.
- Accepts the use of rechargeable battery with identical supply voltage.
- Grey polycarbonate housing.
- Dimensions : Ø 59 mm, L = 260 mm with the contact electrode.
- Net weight detector : 0,450 kg with the contact electrode.
- Operating manual with a choice of languages, depending on the package.
- Delivered in a vinyl sheath with KSMP32 wall bracket.

Insulating stick : stick in 1 element

- Round hollow tube 32 mm diameter in accordance with IEC 61235.
- Rubber hand guard 20 mm height.

Reference	Voltage range	Frequency	Contact electrode	Total length**	User manual*	Packaging
TAGDP0104FXTPI25	1 - 4 kV	50 / 60 Hz	V. 56	1,25 m	Pack F	Vinyl sheath
TAGDP0310FXTPI25	3-10 kV					
TAGDP0520FXTPI25	5-20 kV					
TAGDP1036FXTPI25	10-36 kV					

* Other insulating stick available on request. ** Pack F : FR/GB/DE/ES/PT/PL — Pack G : GB/GR/NL/BG/IT/IN/TR

ESSENTIAL



/ TT015M

INSULATING SINGLE PIECE PLASTIC STOOL FOR INSIDE USE
UNE 204001

/ USE

Used to provide insulation for a technician during 1st category work or operating on manually operated 2nd or 3rd category separating instruments (switchgear...).

/ TECHNICAL SPECIFICATIONS

One-piece moulded plastic stool with anti-slip tray.
Fixed insulating legs in PVC, inclined in order to keep the platform away from contact with vertical wall.
All stools are supplied with anti-slip pads.

Reference	Voltage	Height under platform	Dimensions	Weight
TT015M 24KV	24 kV	150 mm	50 x 50 cm	3,6 kg
TT015M 36KV	36 kV	237 mm	50 x 50 cm	3,9 kg
TT015M 45KV	45 kV	237 mm	50 x 50 cm	3,9 kg

PREMIUM



/ TT016

INSULATING PLASTIC STOOL FOR INSIDE USE

/ USE

Used to provide insulation for a technician during 1st category work or operating on manually operated 2nd or 3rd category separating instruments (switchgear...).

/ TECHNICAL SPECIFICATIONS

Plastic stool with anti-slip tray.
Insulating PVC legs, inclined in order to keep the platform away from contact with vertical wall.
All stools are supplied with anti-slip pads.
Screw legs.

Reference	Voltage	Height under platform	Dimensions	Weight
TT016 24KV	24 kV	150 mm	50 x 50 cm	3,6 kg
TT016 45KV	45 kV	237 mm	50 x 50 cm	3,9 kg
TT016 63KV	63 kV	317 mm	50 x 50 cm	4,1 kg

PREMIUM



/ TT018

INSULATING PLASTIC STOOL FOR OUTSIDE USE

/ USE

Used to provide insulation for a technician during 1st category work or operating on manually operated 2nd or 3rd category separating instruments (switchgear...).

/ TECHNICAL SPECIFICATIONS

Plastic stool with anti-slip tray.
Insulating PVC legs with insulating skirts, inclined in order to keep the platform away from contact with vertical wall.
All stools are supplied with anti-slip pads.
Screw legs.

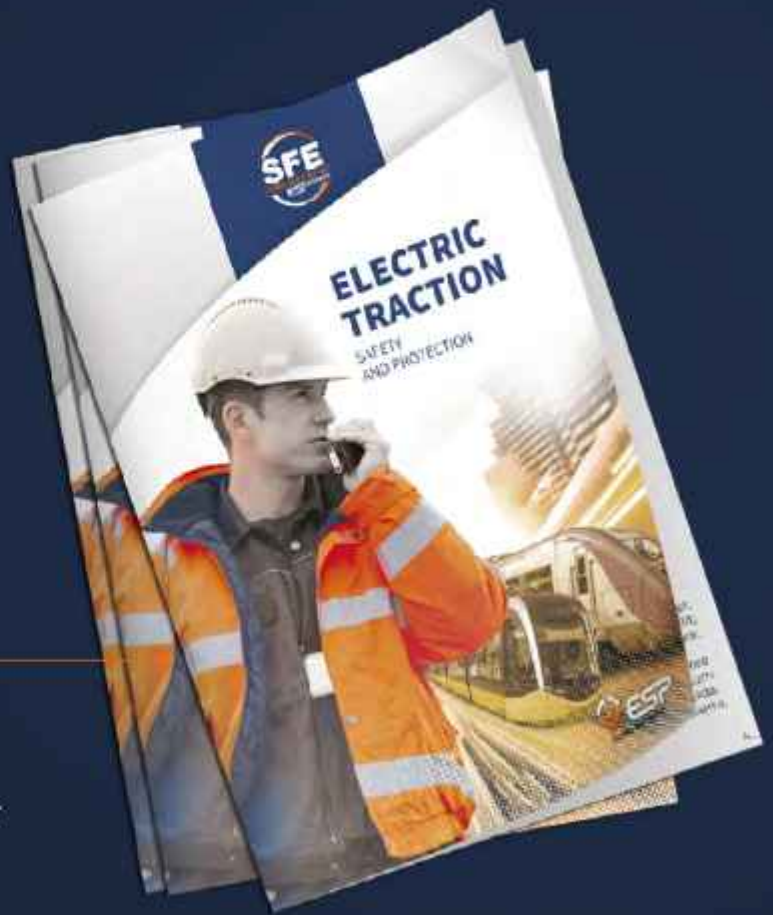
Reference	Voltage	Number of skirts	Height under platform	Dimensions	Weight
TT018 24KV	24 kV	2	245 mm	50 x 50 cm	4,15 kg
TT018 45KV	45 kV	3	362 mm	50 x 50 cm	4,6 kg
TT018 63KV	63 kV	3	413 mm	50 x 50 cm	4,8 kg

DISCOVER OUR PRODUCTS FOR ELECTRIC TRACTION

Check our Electric Mobility
catalogue on our website
pentaesp.com



SCAN THE QR CODE
TO ACCESS THE DOCUMENT
DIRECTLY!



You can also request
a printed version from
our Sales Department

PREMIUM

/ PS2 **NEW**

WALL-MOUNTED RESCUE KIT

LV / 25 KV / 36 KV



Advantages

- Rapid response to a victim facing an electrical accident.
- Transparent, UV-resistant door makes it easy to see all components from the outside.
- Storage and protection of components from dust, sea spray and splashes for outdoor use, weatherproof (IP54).
- Lockable case to prevent the borrowing of material.
- Great modularity, and possibility of adaptation according to needs (optional additional unit and possibility to organize the storage space with removable trays).



/ USE

Quick access wall-mounted rescue kit for intervention to rescue a victim in the event of an incident on or near a 25 kV electrical installation (also available in low voltage and 36 kV versions).

/ TECHNICAL SPECIFICATIONS

- Weatherproof plastic case, resistant to weather, dust, splashes and marine spray (IP54).
- UV-resistant transparent door with locking handle that can accommodate a seal or padlock (max. Ø 4.8 mm shackle).
- Equipment mounting insert optimized for efficient storage and quick response.
- Wall mounting kit included.



Ne pas tenter de dégager la victime sans matériel approprié.



Dégager la victime (ou le câble) avec la dotation de la panoplie de sauvetage.

Reference	Description	Dimensions
PS2-BT-EN	Large wall-mounted kit with equipment for low-voltage use with insulating mat and posters in English	790 x 790 x 280 mm
PS2-25KV-EN	Large wall-mounted kit with equipment for use up to 25 KV use with insulating stool and posters in English	
PS2-36KV-EN	Large wall-mounted kit with equipment for use up to 36 KV use with insulating stool and posters in English	
PS2-PM	Small empty module, supplied with no components, no posters and no shelf (2 shelves possible)	790 x 400 x 280 mm
PS2-GM	Large empty module, supplied with no components, no posters and no shelf (3 shelves possible)	
PS2-CLAY	Single shelf only	
		650 x 230 x 40 mm



Rescue stick



Voltage detector



Insulating gloves



Insulating boots



Insulating stool



Talc bottle



Adhesive barrier tape



TYPE KIT

/ LV VERSION

- Class 0 insulating gloves
- Class 0 insulating mat

/ 25 KV VERSION

- Class 3 insulating gloves
- 24 KV stool

/ 36 KV VERSION

- Class 4 insulating gloves
- 36 KV stool

MODULAR DESIGN ENABLES CUSTOMISATION TO YOUR OPERATION



Large module



Large module with small module optional



Shelf

3 positions possible in the large module [ref. : PS2-GM]
2 positions in the small module [ref. : PS2-PM]



Dedicated shelf

for the voltage detector, pole, cable cutter, marker, boots.


COMPONENTS INCLUDED IN THE DIFFERENT KITS

Reference	Description	Quantity	PS2-BT-GB (LV version)	PS2-25KV-GB (25 KV version)	PS2-36KV-GB (36 KV version)
TB08B-HV-45	Dielectric safety Rubber Boots class 3, up to 30 KV, High Visibility	1 pair		•	•
GLE36-0/10	Natural rubber insulating gloves Class 0 - Size 10	1 pair	•		
GLE36-3/10	Natural rubber insulating gloves Class 3 - Size 10	1 pair		•	
GLE41-4/10	Natural rubber insulating gloves Class 4 - Size 10	1 pair			•
TS10	Canvas storage bag for insulating gloves	1 unit	•	•	•
TS10T	Powder flask	1 unit	•	•	•
UNITAGUFE	Non-contact voltage detector	1 unit	•	•	•
PPOLF2/0TIAPV	Telescopic insulating pole	1 unit	•	•	•
CSVES	Rescue hook for insulating pole	1 unit	•	•	•
TTCL0 0,6X1M	Insulating mat Class 0 - Size 0,6 x 1 m	1 unit	•		
TT015M36KV	Banqueta aislante 36 KV	1 unit		•	•
ST74JN	Boundary tape	1 unit	•	•	•
AF2-PS2-FR	Set of two adhesive door posters for version identification, and instructions for use	1 unit	•	•	•

PREMIUM

/ VES

ELECTRICAL SAFETY KIT

IEC 61243-3 
NFC 18510

Advantages

- **COMPACT** : For easier storage in vehicles, the case has been dimensioned to the format of European cases.
- **MOBILITY** : Exclusive wheel system and handle to facilitate access to the intervention area.
- **TOUGH** : The materials and the manufacturing process have been chosen to give the case optimum service life.
- **HIGH VISIBILITY** : Retro reflective strips are used for greater visibility.
- **OPTIMISED STORAGE** : The case packs a lot of equipment into a small space.



/ USE

The electrical safety kit allows to assist people in presence of electrical hazards, up to 25 kV network with model VES25 or up to 36 kV network with model VES36.

This kit is particularly suitable for the following situations :

- Road accidents
- Electric and hybrid cars
- Cable removal
- Work on photovoltaic panels
- Work on electrified railways
- Industry

/ TECHNICAL SPECIFICATIONS

Contents:

- Insulating stool : 25 000V or 36 000V models available.
- Insulating gloves : class 3 for model VES25 or class 4 for model VES36.
- Insulating boots : protection against step voltage (voltage gradient in the ground).
- Insulating pole, equipped with a hook telescopic pole with pentagonal shape for a perfect grip.
- Voltage detector : detects all voltages of 127 V AC and above (does not detect DC voltages).
- Cable cutter : insulated 36 000 V cable cutter.
- Talc shaker : for easier donning of gloves.
- Fabric case for gloves : Mechanical and UV protection.
- Adhesive marker tape : for marking off an area, preventing a disconnect switch from being reset, etc.
- Instruction for use : in diagram form for quick reading and guidance.



Reference	Max operating voltage	Distinctive feature	Dimensions	Weight
VES25	25 000 V	25 kV stool and gloves class 3	600 x 400 x 310 mm	15 kg
VES36	36 000 V	36 kV stool and gloves class 4		



ESSENTIAL



/ B88 - B89

FIRST AID KIT

/ USE

First aid kit ideal for equipping workshops or construction sites.

/ TECHNICAL SPECIFICATIONS

Contents :

- 5 sterile compresses 5 x 5 cm (10 for B89)
- 2 extensible strips 3 m x 7 cm (4 for B89)
- 1 sterile compression dressing small size
- 1 large sterile compression bandage
- 10 assorted adhesive dressings (20 for B89)
- 1 roll of plaster 5 m x 2 cm
- 1 spray 50 ml of chlorhexidine (for B89 only)
- 2 alcohol compresses
- 2 anti-shock calendula compresses (3 for B89)
- 2 Chlorhexidine compresses (3 for B89)
- 2 packets of anti-burn gel (3 for B89)
- 2 packets of bactericidal gel (3 for B89)
- 1 pair of scissors
- 1 splinter pliers
- 1 box of 12 safety pins
- 1 pair of vinyl gloves (2 for B89)
- 1 first aid guide in 6 languages

Supplied with wall bracket.

Reference	Description	Dimensions	Weight
B88	First aid set - 4 people	18 x 13 x 6 cm	400 g
B89	First aid set - 8 people	26 x 20 x 9 cm	700 g

ESSENTIAL



/ C347

SURVIVAL BLANKET

Advantages

- Essential first aid item.

/ USE

Single-use survival blanket. Used to protect a victim of injury or burns by complete insulation. High protection against cold, heat, rain, snow, wind and damp. May also be used as a means of signalling.

/ TECHNICAL SPECIFICATIONS

This survival blanket is made from metallic polyester film, which reflects 90% of heat radiation. Delivered in individual bag.

Reference	Dimensions	Weight
C347	210 x 160 cm	60 g

ESSENTIAL



/ B134ENS

FOLDING RESCUE STRETCHER SET

/ USE

Ideal to quickly evacuate a person.

/ TECHNICAL SPECIFICATIONS

The set contains :

- a reinforced coated canvas stretcher, foldable along its length and width. Aluminium handles and feet.
- Dimensions : 229 x 58,5 x 14 cm
- Dimensions folded : 115 x 12 x 18 cm
- Weight : 8 kg
- Max load : 150 kg

- a soft cover with protective frame, handles and carrying straps
- a first aid kit for 4 people
- a survival blanket, 210 x 160 cm
- a pillow with washable cover, 35 x 35 cm
- a blanket 150 x 200 cm

Reference	Dimensions	Weight
B134ENS	Folding rescue stretcher set	13 kg



/ TP12

INSULATING RESCUE STICK


/ USE

Stick for rescuing an injured technician (electrocution, dizziness...), working on category 1, 2 and 3 substations. It is used to grasp the injured person by the waist and bring them back to a protected area.

/ TECHNICAL SPECIFICATIONS

Test voltage on 300 mm : 100 kV.
Hook : steel tube 18 x 1,5 cm.
Length : 600 mm, delivered dismantled.
Ref. TP12X includes stick (ref. TP12) with adaptor for voltage detector 5-36 kV (TDP536).

Reference	Description	Operating voltage	Overall length without hook	Length of the protected area : shaft	Weight
TP12 45KV	Rescue stick 45 kV with handguard and hook.	45 kV	1,47 m	600 mm	1,4 kg.
TP12 90KV	Rescue stick 90kV with handguard and hook.	90 kV	1,97 m		1,7 kg
TP12EC	Rescue stick 45 kV with hook without handguard	45 kV	1,47 m		1,35 kg
TP12SC225	Rescue stick 225 kV without hook	225 kV	2,25 m		1,95 kg



/ TP31ST2

3 ELEMENTS RESCUE STICK 50 KV

/ USE

Stick for rescuing an injured technician (electrocution, dizziness...). It is used to grasp the injured person by the waist and bring them back to a protected area, it can also be used to push a cable away from a victim. Indoor and outdoor use.

/ TECHNICAL SPECIFICATIONS

The 3 sections are assembled by aluminium screw connectors.
Dielectric strength : 100 kV/30 cm
Hook : steel tube 180 x 15 mm, length 500 mm
The hook can be equipped with the voltage detector TDPESEC (detector not included).

Reference	Length	Weight
TP31ST2	2 m	1,7 kg

/ BEXT-DA INNOVATION

FIRE EXTINGUISHING BALL WITH AUTOMATIC RELEASE

DIRECTIVE 2013/29/EU / EN 815

CE NB: 1395 - P1-0128/2010

Advantages

- Easy to use
- Lightweight and compact
- Self-activating
- No false alarms
- Alarm function
- Enhanced user safety
- Flexible
- Maintenance-free
- Environmentally-friendly



/ USE

On contact with the flame, the detonator inside the ball activates the wick on its outer surface.

In 3 to 10 seconds, an explosion is triggered : the extinguishing powder disperses over an area of 8 to 10 m² in an open field.

The fire is extinguished instantly by the action of the blast.

To trigger the explosion, the ball can be thrown into the fire, or if the room is unoccupied, the ball is activated by contact with the fire.

Recommended areas are those at high risk of fire, such as electrical cabinets, kitchens, chimneys, engine compartments, etc.

/ TECHNICAL SPECIFICATIONS

- 1.5 kg
- Diameter: 152 mm
- Non-toxic, environmentally friendly
- Self-acting fire extinguishing device
- Triggers in 3 to 10 seconds on contact with flames
- 120 dB alarm on activation
- The extinguishing ball has a 5-year performance life
- Ideal for all prevention scenarios. Extinguishes 5 classes of fire:
 - Class A (wood, paper, textiles, rubber)
 - Class B (flammable liquids, fuels, paints)
 - Class C (gas fuels or gas fires)
 - Electrical fires (<5KW)
 - Class F (Edible oil fires)
- Equivalent to a standard 2.5 kg extinguisher.
- 5-year life and warranty.
- Must be protected from rain and not be direct exposed to sunlight.

Reference	Description	Weight
BEXT-DA	Fire extinguishing ball automatic release	1,5 kg



ESSENTIAL

/ **SP18**
FIRE SET

/ USE

To be used in boiler room, substations, fuel storage facilities. Allows to store sand necessary to stop an incipient fire.

/ TECHNICAL SPECIFICATIONS

B01 is delivered in pieces with screws and use guide.
B01 : 740 x 480 x 430 mm, weight 11 kg

/ This kit contains :

Reference	Weight
B01	Metal tank 100 L
C399	Suspension hook for shovel
P30	Round shovel without handle
M60R	Red handle 1,10 m

/ Options :

Reference	Weight
S56	Red steel bucket 11 L with handle
C400	Suspension hook for bucket
B01C	Sheet metal top with 2 handles for metal tank B01

Reference	Weight
SP18	Complete rescue set

ESSENTIAL

/ **C348**
FIRE BLANKETS
BS EN 1869


/ USE


The fire blanket is useful for the protection of the men and the material. It must always be accessible in offices, workshops and substations.

/ TECHNICAL SPECIFICATIONS

Blanket supplied in an ABS plastic box, which is both chemical and corrosion-resistant.
Instructions provided as symbols that can be readily understood by all.
Box is visible in the dark due to its glow-in-the-dark label.
Ideal where space is limited.
Reusable blankets that must be disposed of when damaged or contaminated.
Temperature range : -20° C to +100° C.
Weight of the blanket : 520 g/m².

Reference	Cover dimensions	Box dimensions
C348A	120 x 120 cm	26 x 16 x 4 cm
C348B	120 x 180 cm	37 x 18 x 4 cm





PERMANENT EARTHING FOR SUBSTATION

**/ CPAR****EARTH CLAMP**

RTE APPROVED EQUIPMENT

/ USE

The earth clamp is a set of copper alloy blocks holding the rise of the earth circuit loop.

/ TECHNICAL SPECIFICATIONS

Copper alloy clamp and screws for metal structures up to 20mm thick. Rated Isc (A) from 30 to 40 kA/1 s and 63kA/0.5 s

Reference	Description	Weight
CPAR50-120L	STN-75/116 : Earth clamp for 50 to 120 mm ² cables	255 g
CPAR150L	STN-146 : Earth clamp for 150 mm ² cables	310 g
CPAR185L	STN-186 : Earth clamp for 185 mm ² cables	465 g

The use of a bi-metallic plate and washer for mounting on galvanised steel structures reduces the galvanic torque and corrosion.

**/ 2CPAR****DOUBLE EARTH CLAMP**

RTE APPROVED EQUIPMENT

/ USE

These clamps are similar to the winged earth clamp but include an additional copper alloy block allowing the mounting of an extra conductor.

/ TECHNICAL SPECIFICATIONS

Copper alloy clamp and screws for metal structures up to 20mm thick. Rated Isc (A) from 30 to 40 kA/1 s and 63kA/0.5 s

Reference	Description	Weight
2CPAR50-120L	Double earth clamp for 50 to 120 mm ² cables	340 g
2CPAR150L	Double earth clamp for 150 mm ² cables	370 g
2CPAR185L	Double earth clamp for 185 mm ² cables	649 g

The use of a bi-metallic plate and washer for mounting on galvanised steel structures reduces the galvanic torque and corrosion.

**/ CLPAR****WINGED EARTH CLAMP**

RTE APPROVED EQUIPMENT

/ USE

These clamps are similar to single earth clamps but provides a pair of wings used for temporary grounding connection during maintenance work on the earthing circuit.

/ TECHNICAL SPECIFICATIONS

Copper alloy clamp and screws for metal structures up to 20mm thick. Rated Isc (A) from 30 to 40 kA/1s and 63kA/0.5s.

Reference	Description	Weight
CLPAR50-120L	Winged earth clamp for 50 to 120 mm ² cables	614 g
CLPAR150L	Winged earth clamp for 150 mm ² cables	640 g
CLPAR185L	Winged earth clamp for 185 mm ² cables	911 g

The use of a bi-metallic plate and washer for mounting on galvanised steel structures reduces the galvanic torque and corrosion.

**/ 2CLPAR****DOUBLE WINGED EARTH CLAMP**

RTE APPROVED EQUIPMENT

/ USE

These clamps are similar to the winged earth clamp but include an additional copper alloy block allowing the mounting of an extra conductor.

/ TECHNICAL SPECIFICATIONS

Copper alloy clamp and screws for metal structures up to 20mm thick. Rated Isc (A) from 30 to 40 kA/1s and 63kA/0.5s.

Reference	Description	Weight
2CLPAR50-120L	Double winged earth clamp for 50 to 120 mm ² cables	692 g
2CLPAR150L	Double winged earth clamp for 150 mm ² cables	640 g
2CLPAR185L	Double winged earth clamp for 185 mm ²	1 061 g

The use of a bi-metallic plate and washer for mounting on galvanised steel structures reduces the galvanic torque and corrosion.



/ CDCT NEW

TUBULAR COMPRESSION CABLE LUGS



/ USE

Tubular compression lugs are used to connect electrical cable, for example on metallic frames or equipotential bonding bars, and typically on the connection terminals of electrical equipment.

/ TECHNICAL SPECIFICATIONS

Tinned copper lug with crimp marking.
Rated Isc (A) from 30 to 40 kA/1 s and 63kA/0.5 s

Reference	Dimensions	Weight
CDCT75-10	Tubular compression lug for 75 mm ² cables, M10 hole	68 g
CDCT75-12	Tubular compression lug for 75 mm ² cables, M12 hole	66 g
CDCT120-10	Tubular compression lug for 120 mm ² cables, M10 hole	104 g
CDCT120-12	Tubular compression lug for 75 mm ² cables, M12 hole	98 g

The installation is made by crimping and requires specific tooling composed of a crimping press and associated set of dies.

/ COTD

TUBULAR COMPRESSION CABLE LUGS

DIN 46235



/ USE

Tubular compression lugs are used to connect electrical cable, for example on metallic frames or equipotential bonding bars, and typically on the connection terminals of electrical equipment.

/ TECHNICAL SPECIFICATIONS

Tinned copper lug.
Rated Isc (A) of 30 to 40 kA/1 s and 63kA/0.5 s

Reference	Description	Weight
COTD75-10	Tubular compression cable lug for 75 mm ² cables, M10 hole	62 g
COTD75-12	Tubular compression cable lug for 75 mm ² cables, M12 hole	58 g
COTD120-10	Tubular compression cable lug for 120 mm ² cables, M10 hole	113 g
COTD120-12	Tubular compression cable lug for 120 mm ² cables, M12 hole	111 g
COTD150-12	Tubular compression cable lug for 150 mm ² cables, M12 hole	163 g
COTD150-16	Tubular compression cable lug for 150 mm ² cables, M16 hole	161 g
COTD185-14	Tubular compression cable lug for 185 mm ² cables, M14 hole	192 g
COTD185-16	Tubular compression cable lug for 185 mm ² cables, M16 hole	188 g

The installation is made by crimping and requires specific tooling composed of a crimping press and associated set of dies.

/ MCL

COMPRESSION SLEEVES

DIN 46235



/ USE

The copper sleeve allows the end to end connection of two grounding cables of identical cross-section.

/ TECHNICAL SPECIFICATIONS

Tinned copper sleeve.
Rated Isc (A) from 30 to 40 kA/1 s and 63kA/0.5 s

Reference	Description	Weight
MCL75	Compression sleeve for 75 mm ² cables	62 g
MCL120	Compression sleeve for 120 mm ² cables	151 g
MCL150	Compression sleeve for 150 mm ² cables	202 g
MCL185	Compression sleeve for 185 mm ² cables	234 g

A photograph of a white rectangular sign with a red oval at the top containing the word 'DANGER' in white. Below the oval, the words 'HIGH VOLTAGE' are printed in large, bold, black capital letters. The sign is mounted on a chain-link fence. The background behind the fence is a clear blue sky. At the bottom of the sign, there is small text: 'BRADY CAT # 7599' on the left, 'WWW.BRADY.COM' in the center, and 'Y004' on the right.

DANGER

**HIGH
VOLTAGE**

BRADY CAT # 7599

WWW.BRADY.COM

Y004

1000000000



SIGNAGE AND MARKING THE WORK AREA

ESSENTIAL

/ **S753ALNM** **OUR SELECTION**

WARNING SIGN "WORK ON DISCONNECTED LINE LOW VOLTAGE"

Advantages

- Protective film before installation.
- Extended lifespan.

/ **USE**

Reminder of the 5 safety rules for working on low voltage disconnected lines.

/ **TECHNICAL SPECIFICATIONS**

Aluminium sign. White background.
6 holes Ø 4,5 mm, fixing spaces : 480 x 330 mm.

Reference	Description	Dimensions	Weight
S753ALNM-GB	English	500 x 350 mm	500 g
S753ALNM-AR	Arabic		
S753ALNM	French		

ESSENTIAL

/ **S754ALNM** **OUR SELECTION**

WARNING SIGN "WORK ON DISCONNECTED LINE HIGH VOLTAGE"

/ **USE**

Reminder of the safety rules for working on high voltage disconnected lines.

/ **TECHNICAL SPECIFICATIONS**

Aluminium sign. White background.
6 holes Ø 4,5 mm, fixing spaces : 480 x 330 mm.

Reference	Description	Dimensions	Weight
S754ALNM-GB	English	500 x 350 mm	500 g
S754ALNM-AR	Arabic		
S754ALNM	French		



ESSENTIAL

/ S755ALNM OUR SELECTION

"SAFETY PRESCRIPTION" POSTER

IN APPLICATION OF THE LABOUR CODE
AND THE PROVISIONS INTRODUCED BY
DECREES 2010-1018 OF 30/08/2010 AND
2010-1118 OF 22/09/2010

Advantages

- Protective film before installation
- Extended lifespan


USE

Always located in an electrical room
or installation (e.g. substation).
For use by maintenance personnel.

TECHNICAL SPECIFICATIONS

Poster in raw screen-printed
aluminium, 6 holes.

Reference	Language	Dimensions	Weight
S755ALNM-GB	English	500 x 350 mm	500 g
S755ALAR	Arabic		



ESSENTIAL

/ S756ALNM OUR SELECTION

"GENERAL REQUIREMENTS" POSTER

IN APPLICATION OF THE LABOUR CODE AND
THE PROVISIONS INTRODUCED BY DECREES
2010-1017 AND 2010-1118 OF 30/08/2010

Advantages

- Film de protection avant installation
- Durée de vie prolongée

USE

Always located in an electrical room
or installation (e.g. substation).
For use by maintenance personnel.

TECHNICAL SPECIFICATIONS

Poster in raw screen-printed
aluminium, 6 holes.

Reference	Language	Dimensions	Weight
S756ALNM-GB	English	500 x 350 mm	500 g
S756ALAR	Arabic		



ESSENTIAL

/ **S757ALNM** **OUR SELECTION**

"GENERAL REQUIREMENTS" POSTER

IN APPLICATION OF THE LABOUR CODE AND THE PROVISIONS INTRODUCED BY DECREES 2010-1017 AND 2010-1116 OF 30/08/2010

Advantages

- Protective film before installation.
- Extended lifespan.


/ **USE**

Always located in an electrical room or installation (e.g. substation).
For use by maintenance personnel.

/ **TECHNICAL SPECIFICATIONS**

Poster in raw screen-printed aluminium. 6 holes.

Reference	Language	Dimensions	Weight
S756ALNM-GB	English	500 x 350 mm	500 g
S756ALAR	Arabic		



ESSENTIAL

DANGER**KEEP OUT**

Electrical
station

/ **S750AL** **OUR SELECTION**

"DANGER - NO ENTRY - ELECTRICAL STATION" ALUMINIUM SIGN

/ **TECHNICAL SPECIFICATIONS**

Aluminium sign.
4 holes Ø 4.5 mm, interaxial distance 185 x 135 mm.

Reference	Language	Dimensions
S757AL-GB	English	200 x 150 mm
S750AL-AR	Arabic	

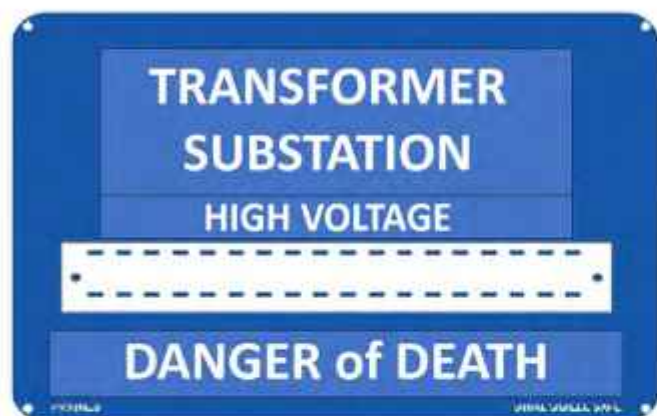
/ **S757AL-GB**

"CAUTION UNDERGROUND CABLES" SIGN

/ **TECHNICAL SPECIFICATIONS**

Aluminium, 4 holes Ø 4.5 mm, centres 185 x 135 mm.

Reference	Language	Dimensions
S757AL-GB	English	200 x 150 mm

/ **S80ALPR10NEU-GB**

SIGN FOR POST OFFICE DOOR, NOTCHED MODEL

/ TECHNICAL SPECIFICATIONS

Screen-printed aluminium sign.

Notched model.

With 4 holes, Ø 4.5 mm, centre-to-centre distance 286 x 186 mm.

Reference	Language	Dimensions
S80ALPR10NEU-GB	English	300 x 200 mm
S80ALPR10NEU	French	

ESSENTIAL

/ **S80ALPP30** OUR SELECTION

"NO-POSTING" SIGNS
FOR WALLS
AND OTHER PREMISES



/ TECHNICAL SPECIFICATIONS

Screen-printed aluminium sign.

4 holes, 4.5 mm, centres 218 x 135 mm.

Reference	Language	Dimensions
S80ALPP30GB	English	300 x 150 mm
S80ALPP30-AR	Arabic	



/ S759AL-NEU

STATION SIGNALLING KIT

/ TECHNICAL SPECIFICATIONS

Safety kit containing a set of aluminium posters.

/ This kit contains

Reference	Description
S335ALPR40	PR40 aluminium sign with changeable layout
S750AL	"Danger - no entry - transformer station" aluminium poster
S755ALNM	"Safety regulations" poster
S756ALNM	"General requirements" poster
S80AL-PASNEU-FR-GM	Poster for post office care for the electrified, large model
S81ALTM	Earth triangle for metallic grounds
S81ALTN	Neutral earth triangle
S81ALT0100	T10 Flash Triangle



/ S773AL-NEU

STATION SIGNALLING KIT

/ TECHNICAL SPECIFICATIONS

Safety kit containing a set of aluminium posters.

/ This kit contains

Reference	Description
S80AL-PASNEU-FR-GM	Poster for post office care for the electrified, large model
S80ALPP50	"No posting" poster
S81ALT0100	T10 Flash Triangle
S81ALTM	Earth triangle for metallic grounds
S81ALTN	Neutral earth triangle
S335ALPR40	PR40 aluminium sign with changeable layout
S750AL	"Danger - no entry - transformer station" aluminium poster
S754ALNM	"Electrical work off voltage" sign medium-voltage
S755ALNM	"Safety regulations" poster
S756ALNM	"General requirements" poster

ESSENTIAL

/ S774AL-NEU

OUR SELECTION

S774AL-NEU-GB

KIT SAFETY 6 POSTERS



/ TECHNICAL SPECIFICATIONS

Aluminium kit :

Warning triangle (S81ALT0100) and earthing triangle (S81ALTMGB / S81ALTNGBGED) :

3 holes diam. 4,5 mm.

S750ALGB sign : 4 holes diam. 4,5mm,

S754ALNM-GB sign : 6 holes diam. 4,5mm.

Reference	Description	Dimensions
S81ALT0100	Triangle with lightning symbol	100mm
S750ALGB	Warning sign "danger keep out"	200x150mm
S754ALNM-GB	Warning sign work on disconnected line — High voltage	500x350mm
S80ALPAS-NEU-GB	"Responding to an electrical accident" sign	350x500mm
S81ALTNGBGED	Triangle "ground for neutral"	100mm
S81ALTMGB	Triangle "Ground frame"	100mm



ESSENTIAL

/ S784AL-NEU S784AL-NEU-GB

STATION SIGNALLING KIT

OUR SELECTION



/ TECHNICAL SPECIFICATIONS

Safety kit containing a set of aluminium posters.

Reference	Description
S80AL-PASNEU-FR-GM	Poster for post office care for the electrified large model
S81ALT10100	T10 Flash Triangle
S80ALPP30	"No posting" sign
S81ALTM	Earth triangle for metallic grounds
S81ALTN	Neutral earth triangle
S335ALPR40	PR40 aluminium sign with changeable layout
S750AL	Danger - no entry - transformer station aluminium poster
S754ALNM	Sign "electrical work off voltage" medium-voltage

ESSENTIAL

/ S786AL-NEU S786AL-NEU-GB

STATION SIGNALLING KIT

OUR SELECTION



/ TECHNICAL SPECIFICATIONS

Safety kit containing a set of aluminium posters.

Reference	Description
S80ALPASNEU-FR-PM	Poster for post office care for the electrified small model
S80AL-PASNEU-FR-GM	Poster for post office care for the electrified large model
S80ALPP30	No-posting sign
S81ALT10100	T10 Flash Triangle
S81ALTM	Earth triangle for metallic grounds
S81ALTN	Neutral earth triangle
S335ALPR40	PR40 aluminium sign with changeable layout
S750AL	Danger - no entry - transformer station aluminium poster
S754ALNM	Sign "electrical work off voltage" medium-voltage
S755ALNM	"Safety regulations" poster
S756ALNM	"General requirements" poster

ESSENTIAL



/ S87

MANDATORY SAFETY SIGNS

/ TECHNICAL SPECIFICATIONS

Plastic or adhesive sign.

Reference	Symbol	Material	Diameter
S8701	Wear hard hat	Plastic	30 cm
S637A50		Adhesive	6 cm
S637A75			8 cm
S8702	Wear ear protection	Plastic	30 cm
S506A50		Adhesive	6 cm
S506A75			8 cm
S8703	Wear respiratory protection	Plastic	30 cm
S638A50		Adhesive	6 cm
S638A75			8 cm
S8704	Wear eye protection	Plastic	30 cm
S639A50		Adhesive	6 cm
S639A75			8 cm
S8705	Wear hand protection	Plastic	30 cm
S640A50		Adhesive	6 cm
S640A75			8 cm
S8706	Wear safety footwear	Plastic	30 cm
S641A50		Adhesive	6 cm
S641A75			8 cm
S8707	Wear safety harness	Plastic	30 cm
S642A50		Adhesive	6 cm
S642A75			8 cm



/ S81 - S72 - S73 - S74

ELECTRICAL HAZARD WARNING SIGNS AND EARTH SIGNS

/ TECHNICAL SPECIFICATIONS

Triangular sign with 3 holes Ø 4.5 mm

Interaxial distance : 80 mm for the 100 mm model.

Interaxial distance : 180 mm for the 200 mm model.

Reference	Symbol	Material	Diameter	
S81AL T10 100	Lightning T10	Aluminium	100 mm	
S81 T10 100		Plastic		
S81AL T10 200		Aluminium	200 mm	
S81 T10 200		Plastic		
S81A T10 50		Adhesive		50 mm
S81A T10 100				100 mm
S81A T10 200			200 mm	
S728AL 100	Electrocuted man	Aluminium	100 mm	
S728AL 200			200 mm	
S728		Plastic	100 mm	
S728A 050		Adhesive	50 mm	
S728A 100	Earth		100 mm	
S81TGB EARTH		Plastic		
S81ALTGB EARTH		Aluminium		
S734AGB EARTH	Grounding	Adhesive	100 mm	
S81ALTGB GING		Aluminium		
S81TGB GRDING		Plastic		
S734AGB GDING	Ground	Adhesive	100 mm	
S81ALTGB GROUND		Aluminium		
S81TGB GROUND		Plastic		
S734AGB GROUND	Grounded for neutral	Adhesive	100 mm	
S81ALTNGB GED		Aluminium		
S81TNGB GRED		Plastic		
S736AGB GRDED	Ground for neutral	Adhesive	100 mm	
S81ALTNGB GND		Aluminium		
S81TNGB GROUND		Plastic		
S736AGB GROUND	Ground frame	Adhesive	100 mm	
S81ALTMGB		Aluminium		
S81TMGB		Plastic		
S735AGB		Adhesive		

/ **S621 - S632**

EXPLOSION SIGN

/ TECHNICAL SPECIFICATIONS

Adhesive or plastic triangular sign.
Yellow background, black symbol and border.

Reference	Description	Diameter	Weight
S621	Adhesive triangular sign	10 cm	30 g
S632	Plastic triangular sign		40 g

/ **S83M**

"WORKING AREA LIMIT" MAGNETIC DISC Ø 300 MM

/ TECHNICAL SPECIFICATIONS

Green background, white print.

Reference	Description	Diameter
S83M	"Working area limit" magnetic disc	30 cm

/ **S84M**

MAGNETIC DISC "PROHIBITION OF ELECTRICAL RISKS"
MAGNETIC DISC Ø 300 MM

/ TECHNICAL SPECIFICATIONS

Red background, white print.

Reference	Description	Diameter
S84M	"interdiction: electrical risk" magnetic disc	30 cm

**This electrical room contains equipment containing SF6.
If an unpleasant odor or abnormal noise is detected in the vicinity, notify the electrical department immediately.**

S737AL-GB SIBILLE SAFE

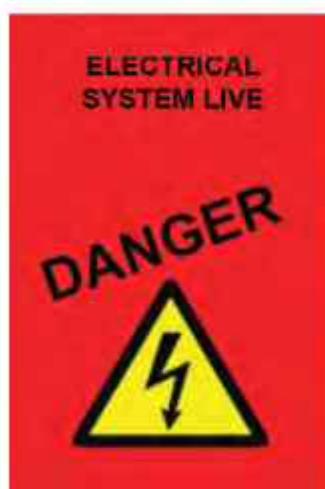
/ **S737AL**

"EQUIPMENT CONTAINING SF6" SIGN

/ TECHNICAL SPECIFICATIONS

Aluminium, 4 holes Ø 4.5 mm, centres 286 x 186 mm.

Reference	Language	Dimensions
S737AL-GB	English	300 x 200 mm
S737AL	French	



/ POSTER-DANGER-GB

MAGIC GRIP ELECTROSTATIC POSTER

/ TECHNICAL SPECIFICATIONS

Colour : red.

Information : Live system with fault, danger and electrical hazard.

Dimensions : 300 x 200 mm.

Sold in sets of 5 in a zipped bag.

Reference	Description
POSTER-DANGER-GB	Magic Grip electrostatic poster



/ POSTER-ACTIVE-GB

MAGIC GRIP ELECTROSTATIC POSTER

/ TECHNICAL SPECIFICATIONS

Colour : orange.

Information : Operating, live, active and electrical hazard.

Dimensions : 300 x 200 mm.

Sold in sets of 5 in a zipped bag.

Reference	Description
POSTER-ACTIVE-GB	Magic Grip electrostatic poster



/ POSTER-SECURED-GB

MAGIC GRIP ELECTROSTATIC POSTER

/ TECHNICAL SPECIFICATIONS


Colour : green.

Information : System disconnected and locked, secured.

Dimensions : 300 x 200 mm.

Sold in sets of 5 in a zipped bag.

Reference	Description
POSTER-SECURED-GB	Magic Grip electrostatic poster



/ ELISOL

MARKING OF THE MINIMUM APPROACH DISTANCE

Advantages

Operator safety is guaranteed :

- The vicinity zone is marked with insulated frames covered with wire mesh which eases the respect of the distances.
- After the installation has been completed, the permanent surveillance from the ground is not compulsory (even if strongly advised).
- Flexibility : adapt itself to all poles

/ USE

Material demarcation of the working area during operations on power poles.

Reference	Description
ELISOL	Marking of the Minimum Approach Distance

- The 2 frames covered with wire mesh slide to adapt themselves to all types and diameters of poles.
- Two additional insulated wire meshes can be set up with Velcro closures to close gaps between the frames.

Reliability : long-lasting on construction site.

Based on a well proven technology for high Voltage, the components of this boundary marker are designed to deal with mechanical and electrical stress.

/ TECHNICAL SPECIFICATIONS

Minimum Approach Distance (from live parts) = $0,50 U (kV) + 0,50m$



/ XE90

STIFF WARNING NET

/ USE

To identify the working zone.

/ TECHNICAL SPECIFICATIONS

Square stitches in P.E.H.D.

Possibility to mark the mesh (in any languages), please contact us.

Reference	Colour	Marking	Type	Dimensions
XE9072V-80X80	Green	Yes	Stiff	1,2 x 20 m
XE9092	Yellow	Yes		
XE9061J	Yellow	No		
XE9093V	Green	No		
XE9093R	Red	No		



Advantages

- Easy to set up with the pull-out handle.
- Integrated hazard markings.

USE

Construction site marking, outdoors, especially in source stations. Recommended as an alternative to the red and white chain.

TECHNICAL SPECIFICATIONS

Net with 40 mm mesh. With 110 mm PVC marking strip, with white inscription: «INSTALLATIONS UNDER VOLTAGE - DANGER OF DEATH» (in french language). Supplied with handles for unwinding and winding up the wire. Folded in accordion fashion, in a single carton. To be used with marker posts, Reference XE9107.

Reference	Colour	Marking	Type	Dimensions
XE9133-100X100		Yes	Flexible	1,2 x 20 m
XE9120	Red	Yes		
XE9105	Yellow	Yes		
XE9105V	Green	Yes		
XE9104	Green	No		


/ XE9072C


ROPE FOR WARNING MESH

TECHNICAL SPECIFICATIONS

Rope : Ø 6 mm.
Supplied with 21 steel pins.

Reference	Length	Weight
XE9072C	25 m	540





/ EPIPE

EXTRA LARGE SAFETY PIN FOR WARNING MESH

/ TECHNICAL SPECIFICATIONS

Transport/storage pin for warning mesh.
Made in stainless steel Ø 4 mm

Reference	Dimensions	Weight
EPIPE	275 x 66	60



/ XE9070

BASE FOR ROD

/ USE

To maintain the rods
on concrete ground.

/ TECHNICAL SPECIFICATIONS

Equipped with a carrying handle.
Welded and painted. Can be fitted with
posts Reference XE9107N, XE9062,
S168,F05, FTPICLO.

Reference	Description	Dimensions	Weight
XE9070	Base for rod	400 x 300 x 105 mm	6,72 kg
XE907015	Base with 15 kg weight for fixing rod		15 kg

ESSENTIAL

/ XE9070X

INNOVATION

STACKABLE BASE FOR FIXING ROD
XE9107 AND XE9107N

Advantages

- Very resistant to all weather.
- Compact and stackable in order to optimize storage.
- Easy to use and move thanks to two ergonomic handles.
- Sustainable solution: base made from recycled material.
- Made in France.



/ USE

To maintain fixing rods and demarcation nets, in order to mark out work areas of a de-energized workstation. For electrical maintenance operations, especially for substations.

Reference	Description	Dimensions	Weight
XE9070X	Stackable base for fixing rod XE9107	50 x 44 x 9,5 cm	8 kg
XE9107	Aluminium rod with hooks	1,37 m x 25 mm	820 g
XE9107N	Aluminium rod with clamping buckles		

/ TECHNICAL SPECIFICATIONS

- Base made from recycled material.
- Base with carrying handle.
- Stackable base.
- 4 mm metal plate, screwed under the base to secure the part holding the rod.





/ XE9068

HANDLE FOR MESH CLAMPS

/ TECHNICAL SPECIFICATIONS

Painted steel.

Reference	Dimensions	Weight
XE9068	430 x 120 x 10 mm	640 g



/ XE9060

UNWINDING TROLLEY

/ TECHNICAL SPECIFICATIONS

Tubular steel frame. Large diameter wheels. Capacity max: 60 m.

Reference	Dimensions	Weight
XE9060	1550 x 1000 x 700 mm	36 kg



/ EDF M

INSULATED FRAME TO DELIMIT THE WORKING ZONE

/ TECHNICAL SPECIFICATIONS

Made in cylindrical polyethylene tubes with a banner « Electrocuted man ». Colour : black. Rotating clamp with stainless steel collar.

Reference	Dimensions	Weight (kg)
EDF M	560 x 560 mm	1,5 kg



/ XE9066

HOLDING CLAMP

/ USE

Allows the hanging of warning nets by using the existing supports.

Reference	Dimensions	Weight
XE9066	115 x 90 x 25 mm	420 g



/ XE9067

CLAMP

/ USE

To suspend the mesh.

Reference	Dimensions	Weight
XE9067	260 x 105 x 70 mm	500 g



/ S126AR

WARNING MESH FOR BURIED CABLES
EN 12613

Advantages

- One-piece unit, high mechanical resistance.
- Stainless steel wire detectable with on surface locating equipment.

/ USE

Signalling buried cables.

/ TECHNICAL SPECIFICATIONS

Meshing : 85 x 85 mm. Red colour for electricity.


Reference	Diameter	Width	Length	Weight
S126AR	23 cm	30 cm	100 m	2,45 kg

ESSENTIAL

/ BINARD

NEW

NET AND CHAIN WINDER/UNWINDER



/ USE

The reel/unwinder is a removable structure equipped with a net reel and a chain reel that allows the marking of cells (transformers). The interchangeable elements make it easy to install only the net or chain part or both. The net and the chain are each protected by a UV protective cover.

Reference	Description	Dimensions	Weight
CDC-BINARD	Lockout trolley	190 x 80 x 150 cm	45 kg
CDB-BINARD	Marking trolley	140 x 82 x 210 cm	36 kg
ED-BINARD	Unwinder	130 x 40 x 130 cm	



/ XE9107N

FIXING ROD

Advantages

- Facilitates the installation of the marking net.
- Ensures that the net stays in place.

/ USE

To fix and maintain in place the marking net onelectrical sites, outdoors, especially in substations.

To be fixed on the weighted base Reference XE9070, or in aburied beacon.

/ TECHNICAL SPECIFICATIONS

Made in aluminium with 4 hooks and 1 eyelet. To be fixed on XE9070.

Reference	Diameter	Length	Weight
XE9107N	Aluminium Ø 25	1,37 m	820 g



Reference	Diameter	Length	Weight
XE9107	Aluminium Ø 25	1,37 m	820 g

/ XE9107

FIXING ROD WITH PENETRATION TIP

/ USE

Fixing rod to maintain net.

/ TECHNICAL SPECIFICATIONS

Made of aluminium with 4 hooks to maintain the mesh.

It is recommended to place a rod every 3 metres.



Reference	Diameter	Length	Weight
S168	Steel Ø 16 mm	1,3 m	2,06 kg

/ S168

FIXING ROD

/ USE

Fixing rod to maintain net.

/ TECHNICAL SPECIFICATIONS

Made of steel rod with 3 hooks to maintain the mesh.

It is recommended to place a rod every 3 metres.



Reference	Diameter	Length	Weight
F05	Steel Ø 14 mm	1,3 m	1,7kg

/ F05

FIXING ROD

/ USE

Rod with hook on top to suspend chains, ropes, road marking ribbons, lanterns or to maintain demarcation nets.

/ TECHNICAL SPECIFICATIONS

Steel rod.



/ FTPICLO

FIXING ROD

/ USE

Rod with hook on top to suspend chains, ropes, roadmarking ribbons, lanterns or to maintain demarcation nets.

/ TECHNICAL SPECIFICATIONS

Painted steel rod. Protection rod for fence with U and 14 mm hook.

Reference	Diameter	Length	Weight
FTPICLO	Steel Ø 18 mm	1,5 m	3,32 kg



/ F06

FIXING ROD

/ USE

Rod with hook on top to suspend chains, ropes, road marking ribbons, lanterns or to maintain demarcation nets or fences.

/ TECHNICAL SPECIFICATIONS

Painted steel rod with hook on top.

Reference	Diameter	Length	Weight
F06	Steel Ø 16 mm	1,2 m	2,8 kg



/ F10

FIXING ROD WITH METAL BASE

/ USE

Rod with hook on top to suspend chains, ropes, road marking ribbons, lanterns or to maintain demarcation nets or fences.

/ TECHNICAL SPECIFICATIONS

Painted steel rod with a hook on top. To be placed on the ground, base diameter : 375mm.

Reference	Diameter	Length	Weight
F10	Steel Ø 16 mm	1 m	4,2 kg



/ S82R10

MAGNETIC SIGN FOR WORK ZONE

/ TECHNICAL SPECIFICATIONS

Color : green background, white writing

Reference	Weight	Dimensions	Version
S82AIR10	160 g	300 x 200 x 1 mm	Magnetic
S82R10	80 g	300 x 200 x 1,4 mm	Plastic

Customization with a minimum of order : please contact us.



/ S120D - S120E

RED WARNING FLAG - ELECTRICAL HAZARD

/ TECHNICAL SPECIFICATIONS

Made in vinyl coated fabric, printed on both sides.
 Symbol : man electrocuted, and for model S120GDB: Danger of death
 Colours : red background, white symbol.
 Markings available in other languages on request.

Reference	Description	Dimensions	Weight
S120D	Horizontal flag with flagpole, height 70 mm, text «Danger de mort» («Danger of death» in French)	430 x 120 x 10 mm	640 g
S120E	Vertical flag with horizontal flagpole	500 x 350 mm	130 g



/ S85

RED WARNING FLAG - ELECTRICAL HAZARD

/ TECHNICAL SPECIFICATIONS

Coated fabric banner with 2 cotton drawstrings and 4 metallic eyelets.
 Special designs available on request.
 Colour : red background and white text

Reference	Marking	Dimensions	Weight
S85GB8	Installation under voltage - Danger of death	1 x 0,2 m	95 g
S85GBC	Protected area boundary - No entry		
S85GBA	Danger of death		
S85GBC1	Working area boundary - No entry		



/ S175JRNGP

REFLECTIVE SAFETY TAPE

/ TECHNICAL SPECIFICATIONS

1 side : yellow fluorescent with a 10 mm retro reflective band :

« gray class B ».

1 side : red fluorescent.

Reference	Dimensions	Weight
S175JRNGP	13 x 13 x 5,3 cm	580 g



/ S67

ADHESIVE TAPE

/ TECHNICAL SPECIFICATIONS

Red background, white writing. Special designs available on request.

Reference	Dimensions	Weight
S67	112 x 112 x 50 mm	240 g



/ S170 S170S

DEMARICATION TAPE IN COATED FABRIC

/ TECHNICAL SPECIFICATIONS

Red tape for marking the working area type G.

Fitted at the end with D ring.

Tape S170 is rolled on pay-out reel Reference T04 (not supplied).

Reference	Dimensions	Weight
S170 10	5 x 1 000 cm	170 g
S170 20	5 x 2 000 cm	360 g
S170S 20	5 x 1 000 cm	170 g
S170T2	5 x 2 000 cm	1 090 g



/ T04

METALLIC REEL TYPE H

/ TECHNICAL SPECIFICATIONS

Reel fitted with a pin for blocking the flanges and a spring with snap fastener for the tape D ring.

Delivered without tape. Usable with S170 and S170S tapes.

Reference	Dimensions	Weight
T04	22 x 15 x 11,5 cm	740 g



/ DDS

RED AND WHITE STRAP DISPENSER FOR TRAFFIC CONES

Advantages

- Make a quick, flexible and effective signage.
- Equipped with hooks to accept strapped markers.

/ USE

To be used with traffic cones for quick delimitation.
Indoor and outdoor use.

Reference	Length	Strap width
DDS3	3 m	50 mm
DDS4	4 m	

VALUE

/ S951SAFE OUR SELECTION

S952SAFE

LED HEADLAMP (1 OR 2 LEDs)
ANSI FL1 | IEC 62471

Advantages

- **Versatility:** easily clips onto E-Shark or other helmets equipped with a plate Reference CASADH, on a pocket or on any pocket or on any flat surface.
- **Practical:** It can be oriented vertically 180° thanks to a precise adjustment by notch.
- **Safety:** electronic protection of the LEDs (if polarity is reversed).



S952SAFE



S951SAFE

/ USE

Headlamp with 1 or 2 LEDs, which offers a homogeneous and panoramic light, 90° upwards and 90° downwards.

Reference	Light output	Lighting distance	Battery life	Weight
S951SAFE	10 - 22 - 41 lumens	12 - 18 - 25 m	89 h - 18 h	89 g
S952SAFE	71 - 212 lumens	25 - 91 m	24 h - 8 h	96 g

/ TECHNICAL SPECIFICATIONS

Wide and uniform beam with 2 or 3 light levels.
Shock-proof and equipped with an anti-ignition device with on/off locking.
Resistant to hydrocarbon splashes and corrosive liquids.
Protection: IP 54, weatherproof (rain, snow...) and dustproof.
Adjustable, hypoallergenic elastic headband.
Supplied with 3 round Alkaline batteries LR03AAA 1.5 V.
Delivered with 4 hooks to fix the headband to fix the headband on the helmets.
Made in France.

/ S953SAFE OUR SELECTION

2 LED RECHARGEABLE HEADLAMP
ANSI FL1 / IEC 62133 / UN 38.3 / EN 60598-1 / EN 62471

Advantages

- **Versatility:** It can be easily clipped onto an E-SHARK helmet or other helmet equipped with a CASADH mounting plate, on a pocket or on any flat surface.
- **Equipped with a side selector for the 3 lighting modes, with a safety catch to prevent accidental switching on of the overpowered focused beams.**
- **Comfort:** It has a front support system with mobile skids, for adaptation to all forehead curves and great carrying comfort.



/ USE

Rechargeable 2 LED headlamp with 3 types of beams (multi-beam): wide for close work, focused for distance inspections and double for fast movement. Professional application.

Reference	Light output	Lighting distance	Battery life	Weight
S953SAFE	71 - 212 lumens	25 - 70 m	24h - 8h	114 g

/ TECHNICAL SPECIFICATIONS

3 light beams: dual, focused and wide and uniform (standard or max).
Resistant to hydrocarbons, oils and corrosive liquids.
Waterproof: IP 54, weatherproof (rain, snow...) and dustproof.
High resistance to shocks and crushing: drop height 1.5m.
Charging time: 7 h
Made in France.



/ S954SAFE NEW

2 LED HEADLAMP – 251 LUMENS
ANSI FL1 / IEC 62471

Advantages

- **Versatility**: easily attaches to helmets fitted with a mounting plate or stands on any flat surface.
- **Practical**: it can be rotated vertically by 180°.
- **Safety**: electronic protection of the lamps in case of polarity inversion.
- **VARIO mode**, for fine adjustment of the light intensity.
- **Battery test mode**, to evaluate the remaining charge at any time.
- **Shockproof**, clever anti-ignition device with on/off locking.



/ USE

2-LED headlamp offering homogeneous and panoramic light: 90° upwards and 90° downwards.
Triple beam: wide beam for close-range work, focused beam for remote inspection and combined beam for lighting on the move.

Reference	Beam	Light output	Autonomy
S954SAFE	Focus	228 lm	275h (7h50h VARIO maxi)
	Wide and uniforme	215 lm	
	Combined	251 lm	

/ TECHNICAL SPECIFICATIONS

- Waterproof: IP 54, weather resistant (rain, snow, etc.) and dust.
- High impact and crush resistance
- Polyamide housing, resistant to hydrocarbon splashes, oils and corrosive liquids.
- Cleaning the lamp by rinsing with clean water and drying.
- High-quality polycarbonate glass with protective rubber coating.
- Adjustable and hypoallergenic elastic headband, washable at 30°.
- Supplied with 4 hooks to attach the headband to the safety helmets.
- Supplied with 3 round Alkaline batteries LRO3AAA 1.5 V.
- Lighting surface area: 44 to 100 m.
- Made in France.

/ S956SAFE NEW

2 LED HEADLAMP – 251 LUMENS
ANSI FL1 / IEC 62471

Advantages

- **Power**: powerful, uniform luminous flux of 1,000 lumens.
- **Versatility**: easily attaches to helmets fitted with a mounting plate (ref. CASADH) or stands on any flat surface.
- **Practical**: it can be rotated vertically by 180° thanks to precise adjustment by notching.
- **Safety**: Electronic protection of the lamps in case of polarity inversion.
- **Full night autonomy**: 12h to 250h
- **It is shockproof and has a clever anti-ignition device with on/off locking.**



/ USE

Headlamp with 2 LEDs for even illumination and 180° swivel.
Triple beam (white light mode): Wide beam for close work, focused beam for remote inspections and combined beam for lighting on the move.

Reference	Beam	Light output	Autonomy
S956SAFE	Focus	500 lm	6h (VARIO max) 250h (VARIO min)
	Wide and uniforme		
	Combined	1 000 lm	

/ TECHNICAL SPECIFICATIONS

- Waterproof: IP 54, weather resistant (rain, snow, etc.) and dust.
- High impact and crush resistance (drop height 1m).
- Polyamide housing, resistant to hydrocarbon splashes, oils and corrosive liquids.
- Cleaning the lamp by rinsing with clean water and drying.
- High-quality polycarbonate glass with protective rubber coating.
- Adjustable and hypoallergenic elastic headband, washable at 30°.
- Supplied with rechargeable 7000 mAh, 3.7V lithium-ion battery (400 charge/discharge cycles)
- Charging via supplied USB cable
- 7 colors: blue, red, green, white, orange, turquoise and fuchsia
- Operating temperature: -25°C / +35°C
- Made in France.



/ LGT-BOLED

BEANIE WITH LED HEADLAMP

Advantages

- 2-in-1 hat: warmth and headlamp.
- Detachable headlamp for easy cleaning of the beanie.
- Long life LEDs.

/ USE

Ideal for dark outdoor areas in cold weather.

/ TECHNICAL SPECIFICATIONS

Stretch beanie: 100% cotton
Lamp material: Plastic
3 lighting modes: 100%, 75%, 50%.
High power LED: 60 lumen (1W)
Colour: Black

Reference	Strap width
LGT-BOLED	Beanie with LED headlamp

/ LGT-LPL142

INNOVATION

LED CHEST LIGHT

Advantages

- Lightweight, compact and easy to install, it offers safety and lighting quality to its wearer.



/ USE

Worn at sternum level and held in place by a harness with a reflective strip, the chest lamp increases the user's visibility and helps to improve safety. Complementary to a headlamp or torch, it offers a light that is always directed towards the front.

Ideal for : public works, intervention on power lines and railways...

Reference	Light output	Lighting distance	Battery life	Dimensions	Weight
LGT-LPL142	131 - 142 lumens	33 - 81 m	Up to 300h	60 x 45 x 35 mm	141 g

/ TECHNICAL SPECIFICATIONS

2 LED chest lamp.
4 light levels: power, medium, eco and booster.
2 types of beam: fine and wide and uniform.
180° adjustable light beam.
Battery gauge: allows you to evaluate the remaining autonomy before use.
Polyamide housing, resistant to hydrocarbon splashes, oils and corrosive liquids.
Protection: IP54 weatherproof (rain, snow...) and dustproof.
Elastic strap harness
Power supply: 3 LR3 AAA batteries supplied.



Reference	Light output	Beam distance	Battery life	Weight
LGT-HL200	100 lm (50%) 200 lm (100%)	100 m	17,5 h (100 lm) 9 h (200 lm)	135 g

/ LGT-HL200

LED HEADLAMP ATEX ZONE 0

Advantages

- Designed to illuminate distant objects with great precision thanks to its extremely powerful and concentrated focused beam.
- Can be worn directly on the head with its very comfortable headband or held on a helmet with its adjustable elastic headband.
- Latest high power LED technology. Higher efficiency and lower thermal resistance.
- Dual light beam with 100% (200 lumens) and 50% (100 lumens) light.

USE

Intrinsically safe LED headlamp for use in hazardous areas (ATEX). Ideal for people working in chemical, pharmaceutical, electrical, oil and gas plants and in fire rescue situations.

TECHNICAL SPECIFICATIONS

ABS material: High impact resistance, and excellent heat resistance.
IP67 waterproofing: Fully protected against dust and the effects of water immersion (up to 1 metre).
Visible beam at 100 metres.
Power source: 3 AAA Alkaline batteries (not included).



/ LGT-TRL300

10W RECHARGEABLE LED TORCH

Advantages

- Compact, lightweight and durable design (aluminium alloy).
- Zoom function (focusable).
- A complete kit to meet all lighting needs.

USE

Ideal for all types of work sites and/or interventions in professional environments.

TECHNICAL SPECIFICATIONS

Rechargeable LED torch 10 W.
With tactical switch and zoom function for distance or close-up lighting.
Protection: IP44, splash-proof.
Two light intensities: 50% and 100%.
Delivered with: 1 rechargeable battery (Li-ion 3,7 V 2200 mAh), 1 charger with USB cable, 1 battery adapter, 1 adapter for 3 AAA batteries (batteries not included), 1 holster, 1 wrist strap, 1 handlebar adapter, all in a plastic case.

Reference	Light output	Beam distance	Battery life	Dimensions
LGT-TRL300	350 lumens	300 m	2 h	137 x 40 mm



/ SLTA01 NEW

ATEX ZONE 0 FLASHLIGHT

SGS : CLASS I, II, DIVISION 1, GROUPS A, B, C, D, E, F, G;
CLASS III; CL I, ZN 0, IIC; T-CLASS : T4A.

EX : II 1G EX IA IIC T4 GA (ZONE 0)
FTZU 16 ATEX 0057X; IECEx FTZU 16.0016X

ALL PERFORMANCE CLAIMS TESTED TO ANSI/NEMA FL1-2009 STANDARD

Advantages

- Integrated pocket clip with wrist lanyard connection,
- Ultra compact and high performance lamp thanks to its thermoplastic material,
- Unbreakable polycarbonate lens with scratch resistant coating,
- Push-button tail switch for easy one-handed operation,
- Textured parabolic reflector produces a blended beam with optimal peripheral illumination.



/ USE

For use in places with an explosive gas atmosphere that is present continually or for longer periods.

Reference	Light output	Lighting distance	Battery life	Weight
SLTA01	60 lumens	57 m	16 h	54 g

/ TECHNICAL SPECIFICATIONS

Impact and chemical resistant engineering polymer resin, non-conductive, sealed and vented,
Intrinsically safe,
IPX4 : Rated for water resistant operation, all openings sealed,
1 meter impact resistance tested,
LED lifetime : 50 000 hours
Temperature class T4 : <135°
Two 1.5V alkaline batterie « AAA » (included)
Dimensions : 13,7 cm
Orange color

/ LGT-BAR-SFN NEW

RECHARGEABLE INSPECTION LAMP 12 LEDS, 520 LUMENS

Advantages

- 3 Lighting modes : 100%, 40% and 10% for greater autonomy (24h),
- High luminous efficiency : 520 lumens,
- Long lifespan,
- Equipped with a charge indicator,
- Magnet integrated in the base,
- Robust swivel hook for easy hanging,
- Rubberized handle for a better grip,
- Impact-resistant and unbreakable protective shell.

/ USE

To be used to illuminate a space that does not have permanent lighting.
Designed for indoor and outdoor use. Ideal for all types of work.

Reference	Light output	Battery life	Dimensions	Weight
LGT-BAR-SFN	520 lumens	24 h	3,50 x 4,40 x 30 cm	240 g

/ TECHNICAL SPECIFICATIONS

Rechargeable inspection lamp with
SMD LEDs,
Battery Li-Ion (3.7V/2.2 Ah),
Degree of protection (IP) : IP54,
Impact strength : IK07,
Charging time : 5h,
With on/off switch,





/ LGT-SPOT80

RECHARGEABLE LED SPOTLIGHT

Advantages

- Very bright LED light: 800 lumens
- High performance reflector.
- Long range: 800 metres.
- Adjustable bracket.

USE

All types of sites, including electrical sites.

TECHNICAL SPECIFICATIONS

10W high power LED.

Made of ABS plastic: compact and durable.

Beam angle: 30°.

IP 44 protection: Protected against solid objects larger than 1mm and against water splashes.

220V charger and USB cable included Lithium battery 3.7V 4.8Ah

Charging time: 14h Carrying strap

Red flashing rear light to indicate its presence.

Adjustable stand.

Reference	Light output	Beam distance	Battery life	Dimensions	Weight
LGT-SPOT800	800 lumens	800 m	15 h	205 x 137 x 162 mm	696 g

/ SFE9410N NEW

RECHARGEABLE PORTABLE 4 LED LANTERN PELI™

Advantages

- Ultra powerful 3 369 lumens rechargeable projector.
- Flexible battery system that can run on Li-Ion battery packs, AA Alkaline or AA NIMH cell.
- 4 battery slots to extend runtime or reduce weight.
- Spot, Flood, Spot/Flood and Flashing modes.
- Glove-friendly switch activation.
- Battery status indicator switch.



USE

Designed to stand on end, the light array can be rotated 112 degrees transforming it into an area work light.

Reference	Light output	Lighting distance	Lamp life	Dimensions	Weight
SFE9410	463 - 2207 lumens	207 - 453 m	50 000 h	222 mm	1,30 kg

The Peli brand, Peli Products all registered and/or unregistered trademarks of Peli Products, S.L.U. its parent companies, subsidiaries and/or affiliates.

TECHNICAL SPECIFICATIONS

Body material in ABS with polycarbonate lens. Convenient charger base provides quick mounting and dismounting.

Rear taillights with dedicated switch and adjustable colors (Green, Blue, Red).

Delivered with removable shoulder strap.

IP67 Protection : Dust-proof, and temporary immersion (-1 meter for 30 minutes).

Wide base for stability.

Charging time : 5h30.

Length : 20,4 cm.

/ **S375N**

HALOGEN SWIVEL LIGHT WITH MAGNETIC ATTACHMENT

Advantages

- Adjustable work light.
- Compact: Ø 160 mm.
- Integrated switch and handle.

/ **USE**

For industrial vehicles. For indoor and outdoor use.

/ **TECHNICAL SPECIFICATIONS**

Light with handle with plastic body and switch.
 Bulb: H3-12V-55W
 Black plastic body.
 Diameter: 160 mm
 Plastic optics.
 Power supply: 12 VDC
 Fixing: Magnetic with magnets Ø 80 mm.

Reference	Light output	Beam distance	Battery life	Dimensions	Weight
LGT-SPOT800	800 lumens	800 m	15 h	205 x 137 x 162 mm	696 g

/ **LGT-PEX350** **NEW****RECHARGEABLE PORTABLE 5W SPOTLIGHT - ATEX ZONE**

EN 55015 / EN 61000-3-2 / EN 61000-3-3 / EN 61547 /
 EN 60598-2-8 / EN 60598-1 / EN 62471 / IEC TR 62778 /
 IEC 60079-0 / IEC 60079-11 / IEC 60079-28
 ROHS COMPLIANT (2011/65/EU)

Advantages

- 3 lighting intensities: full power (300 lumens), middle power (150 lumens), low power (80 lumens)
- High power hand-held projector: 300 lumens
- Beam distance: 300 metres
- High performance reflector
- 30° focused light: Seeing far ahead accurately
- Battery life: Up to 50h (low), 16h (medium), 4h (full)
- Waterproofness: IP64 (dust and weather resistant)

/ **USE**

For use in potentially explosive areas Zone 0 → Explosive gas atmospheres.
 Used to work in hazardous locations (ATEX).

Reference	Light output	Lighting distance	Battery life	Dimensions	Weight
LGT-PEX350	60 - 300 lumens	300 m	4 - 50 h	260 x 150 x 175 mm	1 kg

/ **TECHNICAL SPECIFICATIONS**

Polycarbonate and ABS materials: High level impact resistance, chemical attack, and UV
 Aluminium heatsink for better heat dissipation
 Battery type: 3,7V 2AH 18650 type li-ion battery
 Battery charging time: 6h
 Certified ATEX Zone 0: II 1G Ex ia op is IIC T4 Ga

- Included:
- 220V adapter
 - Wall charger

/ **S4310****WORK LIGHT FOR INTERVENTION**

NFC 71-810

Advantages

- Extra flat portable light
- Light source 100% LED

/ **USE**

Light designed for safety operations and checking operations in technical facilities such as:

- electrical station and substation,
- boiler room,
- lift machinery.

It can be used for night rounds.

This lamp has a LED lighting in standby mode and in emergency mode.

/ **TECHNICAL SPECIFICATIONS**

Articulated handle.

Switch with 2 positions : 45 lm and 100 lm.

On request: configuration in « Automatic switch on in case of power break ».

Delivered with a bracket (without screw) for wallmounting and a carrying handle.

Voltage : 230 VCA - -10% +6% 50/60Hz

Lamp output : 1 white LED 1W

Charge monitor : 1 Green LED

Battery : 1 x 2,4V 1,5Ah

Autonomy : 1 hour (100 lumens) or 3 hours (45 lumens)

Temperature of use : 0° to +40° C

IP42.

IK10.

Reference	Dimensions	Weight
S4310	240 x 138 x 60 mm	680 g

/ **SFE9430****REMOTE AREA LIGHTING SYSTEM PELI™**

ROHS (RESTRICTION OF HAZARDOUS SUBSTANCES) COMPLIANT

Advantages

- Polycarbonate lens is lightweight and impact resistant.
- Maintenance Free LED Array with life expectancy of 50,000 hours.
- Fully extendable mast with 360 degree rotating head.
- Mast Extension Lock.
- Waterproof Rubber Activation Switch.
- Low battery warning system.

/ **USE**

Lighting for construction sites.
Ideal for first responders as well as industrial applications.

/ **TECHNICAL SPECIFICATIONS**

Number of LED : 6.

Body and head made in polycarbonate/ABS.

Mast made in fibreglass (glass-reinforced plastic).

3 brightness settings : full power, low power and flashing.

Battery type : 12V rechargeable, sealed.

Colour : yellow.

Cord length : 35 cm

Reference	Light output	Battery life	Max. height	Dimensions	Weight
S4310	Full power: 3000 lumens Low power: 1500 lumens	Full power: 8 h Low power: 15 h	0,82 m	400 x 200 x 230 mm	10,27 kg

The Peli brand, Peli Products all registered and/or unregistered trademarks of Peli Products, S.L.U. its parent companies, subsidiaries and/or affiliates.



/ SFE9435N

ATEX STAND-ALONE LIGHTING SYSTEM PELI™
ATEX ZONE 0 (CAT.1) (EUROPE) / IECEX IA / C1 / D1 (NORTH AMERICA)

Advantages

- Compact and easy to manage portable lighting system.
- Up to 1600 lumens.
- Battery level indicator.
- 125° wide beam to illuminate the entire area.
- Can be plugged into mains for constant operation.

/ USE

Portable tunnel lighting system for difficult access areas: ATEX zone 0.

/ TECHNICAL SPECIFICATIONS

10 LED light head.
2 lighting modes: low, high.
Polycarbonate/ABS body and aluminium head.
Power supply: NimH rechargeable battery.
Charging time: 8h.
IP54 protection.

Reference	Light output	Battery life	Max. height	Dimensions	Weight
SFE9435N	800 - 1600 lumens	Up to 10h	0,80 m	390 x 200 x 230 mm	7,30 kg

The Peli brand, Peli Products all registered and/or unregistered trademarks of Peli Products, S.L.U. its parent companies, subsidiaries and/or affiliates.



/ SFE9460

REMOTE AREA LIGHTING SYSTEM PELI™
ROHS (RESTRICTION OF HAZARDOUS SUBSTANCES) COMPLIANT

Advantages

- Dual telescopic LED lighting heads.
- Remote activation via Bluetooth with power dimming.
- Can be plugged into the mains for continuous operation.
- Smart battery level indicator.
- Quiet and heat-free operation.

/ USE

Lighting system for difficult access areas. Ideal for emergency interventions. Area lighting to illuminate a construction site at night or an accident area.

/ TECHNICAL SPECIFICATIONS

Two swivelling telescopic masts (each extends to nearly 1,80m / 6 feet) and two 360 degree articulated light arrays.
2 heads with 10 LEDs each.
Heads made in polycarbonate/ABS.
Body made in polypropylene, masts made in aluminium.
Supports for vertical and horizontal masts.
The system is integrated into a heavy-duty wheeled protective case for easy transportation.
Lightweight, low heat electronic charging and power supply system.
2 intensity modes.
Battery type : 12V rechargeable, sealed.
Battery level indicator : LED display
Battery charging time : 6 hours.
Colour : yellow.
Model 946ORS : same model with multi-terrain trolley and remote control, please inquire.

Reference	Light output	Battery life	Max. height	Dimensions	Weight
SFE9460	12000 lumen (6000 per lighting head)	3 to 24 h	1,80 m	591 x 356 x 235 mm	27,7 kg

The Peli brand, Peli Products all registered and/or unregistered trademarks of Peli Products, S.L.U. its parent companies, subsidiaries and/or affiliates.



/ SFE9440N

STAND-ALONE LED LIGHTING SYSTEM PELI™
ROHS (RESTRICTION OF HAZARDOUS SUBSTANCES) COMPLIANT

Advantages

- Remote activation via Bluetooth with variable light control
- Battery level indicator
- Can be plugged into the mains for constant operation
- Easily transportable with shoulder strap

/ USE

Quickly illuminates ravines, confined spaces, riverbanks, etc., all places that conventional torches cannot reach.

/ TECHNICAL SPECIFICATIONS

Polycarbonate/ABS body and head and aluminium mast.
Mast extends to 2,13 metres, allowing illumination in difficult to access areas.
125° beam angle with a maximum output of 5,300 lumens.
3 intensity modes: low, medium, high.
Rechargeable Lithium-Ion battery.
Battery charge time: 3h45.
IP65: Protected against water sprays and dust

Reference	Light output	Battery life	Max. height	Dimensions	Weight
SFE9440N	5300 - 2800 - 1600 lumens	1h30 - 4h - 8h	2,13 m	950 x 200 x 200 mm	7,30 kg

The Peli brand, Peli Products all registered and/or unregistered trademarks of Peli Products, S.L.U. its parent companies, subsidiaries and/or affiliates.



/ LGT-BAP-5M

PROFESSIONAL HAND LAMP

Advantages

- Highly impact resistant metal cage.
- Resistant to weathering, wear and tear and aggressive agents thanks to its PVC material.
- Equipped with a 360° adjustable hook to hang the product everywhere.

/ USE

Designed for outdoor use and for all types of activities. Use to illuminate an area that does not have permanent lighting.

/ TECHNICAL SPECIFICATIONS

Hand lamp with switch and 5 meter cable (H05vv-f 2 x 0,75mm², PVC). E27 base for 1 bulb max 60W (not included). LED compatible. French 6A plug. Power supply: 220V

Reference	Dimensions	Weight
LGT-BAP5M	325 x 90 x 90 mm	500 g



/ S600N

LED PHOTOLUMINESCENT FLASHLIGHT PELI™

Advantages

- Two uses: combined with the KFS600N, you can install it on helmets with a side slot to turn it into a headlamp.
- Photoluminescent lamp.
- The flattened shape of the lamp gives it stability and an excellent grip.

/ USE

Designed for easy one-handed use in emergency situations. Ideal for use in difficult environments - public works.

/ TECHNICAL SPECIFICATIONS

Wide beam for even proximity lighting. 3 lighting modes: high, low, flashing. Virtually indestructible polymer material. Polycarbonate lens. IPX8 waterproofing: continuous immersion. Operation indicator light. Removable cord. Supplied with 3 x LR06AA 4.5V alkaline batteries.

Reference	Light output	Lighting distance	Weight
S600N	39 - 378 lumens	62 - 196 m	202h - 8h

/ Accessories

Reference	Description
KFS600N	Lateral fixing set

The Peli brand, Peli Products all registered and/or unregistered trademarks of Peli Products, S.L.U. its parent companies, subsidiaries and/or affiliates.



/ LGT-LAX117

ATEX ZONE 1 PENLIGHT PELI™

IEC 60079-0 / EN 60079-11 / EN 60079-28 / DIRECTIVE 2014/34/EU.

CERTIFIED ATEX ZONE 1 (CATEGORY 2) : II 2G EX IB OP IS IIB T4 GB

Advantages

- The thinnest and brightest safety approved,
- Bright light of 94 lumens,
- Shape the size of a pen,
- Space saving, so it fits in your pocket,
- Can be attached to a helmet with its holder allowing it to be used as a headlamp to gain in lightness,
- Slim and robust design.

/ USE

Intrinsically safe penlight for use in hazardous areas (ATEX Zone 1).

Ideal for people working in chemical, electrical, oil and gas environments, and in fire rescue situations

/ TECHNICAL SPECIFICATIONS

Aluminium core,
ABS overmoulded polymer material,
Activated with a click on the rear switch,
Battery : 2 AAA batteries,
IP68 : Fully sealed against dust and water from more than 1 metre for 1 hour.
Autonomy : 8h15

Reference	Light output	Lighting distance	Distance	Weight
LGT-LAX117	ATEX penlight	94 lumen	22 m	54 g
LGT-LAX117SUP	ATEX penlight with helmet holder			
SUPLAX117	Helmet holder			





NETWORK CONSTRUCTION



ESSENTIAL

/ TS43 – TS44 – TS45 NEW

« TIRVIT » TENSIONER



Advantages

- Light, handy and compact, the tensioner combines simplicity and robustness.



/ USE

Anchored to a support, it can be used to stretch electrical and telephone cables, guy wires, fences, etc., without any length limit, and to pull out stakes, brushwood, undergrowth, etc.

/ TECHNICAL SPECIFICATIONS

The self-tightening cams, activated by reciprocating movements, grip directly onto the passing wire or cable.
T43F2 and T44F3 equipped with an anchor chain.
T45F4 equipped with a steel anchor sling.

Ref.	Capacity (kg)	Cable Ø	Cable cross-section	Dimensions (mm)	Weight (kg)
T43F2	400	6 - 8 mm	22 - 40 mm ²	535 x 90 x 90	4
T43F3	600	7 - 15 mm	30 - 120 mm ²	625 x 110 x 110	5.2
T45F4	800	14 - 18 mm	110 - 190 mm ²	625 x 115 x 115	6.2



/ TP10

ROPE-OPERATED HOIST 240 DAN
IN CONFORMITY WITH FT BT 320B

Advantages

- Block in insulating material for LV live working ;
- Polyamide braided rope Ø 10 mm.

/ USE

The rope hoist is used to apply tensile forces to a conductor or bundle cables in order to replace insulators and their fittings or to adjust conductors or to transfer them from supports.

/ TECHNICAL SPECIFICATIONS

5-strand rope hoist. Hooks with gripping ring.
5 m working height. Hoist with insulating rope blocks.
2 swivelling aluminium-copper hooks.

Ref.	Max load	Rope length (m)	Weight (kg)
TP10	240 daN	25	2,89

Spare part	Description
C325D10L025	Polyamide braided rope 8 strands Ø 10 mm L. 25 m
TP10L	Replacement safety clip for TP10 hoist



ESSENTIAL



/ T88F

ROPE-OPERATED HOIST 550 DAN
IN CONFORMITY WITH FT BT 320B AND FT HTA545

/ USE

Hoist 550 DaN, for lifting H61 transformers.
This hoist is designed to take up mechanical stresses.
It is used to transfer overhead line anchors between two supports.

/ TECHNICAL SPECIFICATIONS

5-strand rope hoist.
Working height of 20m.
The blocks are equipped with swivel hooks with ring.
Hoist delivered with 100 metres of Ø12mm polyamide braided rope.
Hoist with insulating rope blocks.

Ref.	WLL (daN)	Dimensions (mm)	Weight (kg)
T88F	550	400 x 400 x 250	10,2

Spare part	Description
T88FSEUL	Pair of hoist blocks T88F (without rope)
LWA525-LWB71A-D12	Braided polyamide rope (8 spindles) 100 m Ø 12 mm



/ TP11

ROPE-OPERATED HOIST 1300 DAN
IN CONFORMITY WITH FT BT 320B AND FT HTA545

/ USE

This hoist is used, in addition to conventional handling and lifting operations, to adjust the conductors or to move a triangulation made by insulating poles on a support.

/ TECHNICAL SPECIFICATIONS

Hoist with insulating rope blocks.
Includes 2 blocks with 3 sheaves mounted on ball bearings.
Blocks 120 x 90 mm and weighing 2.2 kg each, equipped with a swivel hook with safety catch.
Hoist delivered with 50 m of nylon polyamide rope Ø 12 mm.

Ref.	WLL (daN)	Weight (kg)
TP11	1300	9,7

Spare part	Description
C325D12L050	Polyamide braided rope 8 strands Ø 12 mm L. 50 m
TP11SEUL	Pair of blocks TP11 (without rope)

ESSENTIAL



/ USE

This « winch » hoist can be used for lifting, handling, pulling (hauling) or mechanical tensioning.
The device is equipped with 3 hooks which allow it to be pulled in all positions.
This hoist is suitable for all trades.
Applications: lifting, pulling, moving, lowering, tightening, tensioning, etc.

/ P15

OUR SELECTION

LUG ALL CABLE RATCHET WINCH HOIST

Advantages

- A range of ultraportable hoists for all building or repairing operations, particularly suitable for work at height ;
- 3 hooks system that allows to work in any position ;
- Approved as a lifting device ;
- Handle lever is reversible and design as a fuse to prevent overloads.

/ TECHNICAL SPECIFICATIONS

Highly flexible cable with anti-corrosion treatment.
Hoist body in light aluminium alloy and anticorrosion.
Forged steel hooks with safety latch and free 360 rotation.
Shell block sheave lifting hook that enables to double the force.
Double ratchet system to secure holding in position.
The load lowering is done tooth by tooth.

Ref.	Pulling strength on 1 strand	Pulling strength on 2 strands	Cable Ø	Force on lever (kg)	Dimensions (mm)	Weight (kg)
P15-0	250 kg - lifting height : 7.6 m	500 kg - lifting height : 3.8 m	4,0 mm	30 kg	530 x 115 x 130 mm	4 kg
P15-1	500 kg - lifting height : 4 m	1000 kg - lifting height : 2 m	5,6 mm	40 kg	530 x 115 x 130 mm	4,2 kg
P15-1-9M	500 kg - lifting height : 9.2 m	1000 kg - lifting height : 4.6 m	5,6 mm	40 kg	600 x 120 x 130 mm	6,1 kg
P15C14L6	700 kg - lifting height : 6.6m	1400 kg - lifting height : 3.3 m	6,4 mm	48 kg	780 x 150 x 130 mm	6,2 kg



/ P17 WIRE ROPE LEVER HOIST

Advantages

- Range of ultra-portable hoists for all assembly and repair operations.
- Cable rewind and quick-grip knob.

/ USE

The device is equipped with 3 hooks that enable it to pull in all positions.

/ TECHNICAL SPECIFICATIONS

High-strength steel cable, pulley system to double the effort.
Double ratchet system to secure the hold position.

Ref.	Pulling strength on 1 strand (kg)	Pulling strength on 2 strands (kg)	Dimensions	Weight (kg)
P17-2	800 kg - lifting height 6 m	1 600 kg - lifting height 3 m	2,60 m	6,9

/ P11 NEW CHAIN LEVER HOIST

Advantages

- Compact and lightweight hoist.
- Durable high quality hoist manufacturing.
- Freewheel system under no load for quickly approaching the hook to the load.
- Automatic double brake security.

/ USE

This hoist is particularly suitable for lifting, handling, pulling (hauling) and mechanical tensioning operations.
It is a high-powered manual hoist suitable for all applications.
Machinery directive 2006/42/EC.

/ TECHNICAL SPECIFICATIONS

Rubber handle.
Hook free rotation 360° on both extremities.
COROLIM lifting chain anticorrosion.
The hoist disengage the chain when iddle (without load).

Ref.	WLL (kg)	Lifting height (m)	Number of strands	Chain dimensions (mm)	Force on lever	Dimensions (mm)	Weight (kg)
PTIC08L15	800	1,5	1	5,6 x 17	26 daN	350 x 158 x 132	6,7
PTIC16L15	1 600	1,5	1	7,1 x 21	29 daN	410 x 185 x 145	11,2
PTIC32L15	3 200	1,5	1	10 x 28	33 daN	530 x 212 x 198	20,4
PTIC63L15	6 300	1,5	2	10 x 28	37 daN	650 x 212 x 230	24,9
PTIC08L30	800	3,0	1	5,6 x 17	26 daN	350 x 158 x 132	7,6
PTIC16L30	1 600	3,0	1	7,1 x 21	29 daN	410 x 185 x 145	12,6
PTIC32L30	3 200	3,0	1	10 x 28	33 daN	530 x 212 x 198	23,2

For other dimensions, please contact us.





/ T420

NEW

ALUMINIUM CABLE WINCH

MACHINERY DIRECTIVE 2006/42/EC

COMPLIES WITH EN 13157



Advantages

- Cable winch with no length constraints.
- The rope always stays in the grip during operation, which provides an anti-disconnect safety feature.
- Lever equipped with a safety pin to prevent overloading.

/ USE

Passing cable winch that works in all positions (horizontal, vertical) and can be used for lifting, pulling and lashing. The winch is supplied with 20m of cable and hook.

/ TECHNICAL SPECIFICATIONS

Winch with compact and lightweight cast aluminium body. 100% of the winches are tested to 1.25 x CMU. Winch equipped with a carrying handle. Rubber mud flaps to limit debris entry.

Winch fitted with 20m of 6x19 IWRC 1770 N/mm² cable. Safety factor of 5 on cables. Hook with safety latch. Winch equipped with RFID chip.

Only accessible spare parts are available (shaft, lever, pins, ...)

Ref.	WLL (kg)	Max force on lever	Ø cable (mm)	Lever L1/L2	Dimensions (mm)	Weight (kg)
T42016	1,6 T	41 daN	11	0,7 / 1,2 m	545 x 284 x 97	12
T42032	3,2 T	45 daN	16	0,7 / 1,2 m	660 x 335 x 116	23
T42054	5,4T	85 daN	20	0,7 / 1,2 m	940 x 440 x 170	61



/ PCH1000

CAPSTAN WINCH FOR PULLING AND LIFTING

Advantages

- Capstan winch with rope for pulling without length limit.
- Approved for lifting up to 250 kg. 775 daN pulling winch.
- Rope guide with lock to ensure load retention.

/ USE

This hoist can be used for both lifting and pulling operations.
This hoist is suitable for all trades: Lifting, pulling, unwinding, moving, etc.

/ TECHNICAL SPECIFICATIONS

50cc 4-stroke petrol engine for lead-free petrol.
Starter by launcher.
Centrifugal clutch by engine speed acceleration.

Ref.	Power	WLL Lifting	WLL Pulling	Rope	Dimensions (mm)	Weight (kg)
HL-PCH1000	1,6 kW	250 kg	775 kg	Ø 12 mm	505 x 371 x 361	19



/ KITPCW5000

CAPSTAN WINCH KIT - PULLING

Advantages

- Capstan winch with rope for pulling without length limit.
- Pulling winch with a capacity of 1000 daN.

Composition :

- 1 PCW5000 winch for pulling
- 1 anchor plate on towing ball
- 1 polyester rope Ø12mm with threaded loops
- 1 rope bag
- 2 polyester slings
- 2 stainless steel pulleys
- 2 carabiners
- 1 transport box (59 x 56 x 54 cm IP67)

/ USE

This hoist is mainly used for pulling operations and is suitable for all kinds of jobs.

/ TECHNICAL SPECIFICATIONS

50cc 4-stroke petrol engine for unleaded petrol.
Starter by launcher.

Ref.	Power	WLL Lifting	WLL Pulling	Rope	Dimensions (mm)	Weight (kg)
KITPCW5000	1,6 kW	Not allowed	1000 kg	Ø 12 mm	507 x 371 x 361	196



PREMIUM

/ KITPCH1000TOP

NEW

CAPSTAN WINCH KIT

Advantages

- Capstan winch with rope for pulling without length limit, approved for lifting up to 250 kg.
- Pulling winch with a capacity of 775 daN.
- Rope guide with lock to ensure load retention.
- Wide selection of accessories for working in all situations.



/ USE

This hoist can be used for both lifting and pulling operations. This hoist is suitable for all trades. Applications : lifting, pulling, unwinding, moving, etc.

/ TECHNICAL SPECIFICATIONS

50cc 4-strokes petrol engine for lead-free petrol. Starter by launcher. Centrifugal clutch by engine: speed acceleration.

Composition :

- 1 PCH1000 winch for pulling and lifting
- 1 anchor on posts (wood or concrete)
- 1 anchor on towing ball Ø50mm
- 1 horizontal pulling support
- 1 vertical pulling support
- 1 polyester rope Ø12mm L100m looped
- 1 rope bag
- 2 polyester slings
- 2 stainless steel pulleys
- 2 carabiners
- 1 Pelican transport box (59x56x54cm IP67)

Ref.	Power	WLL Lifting	WLL Pulling	Rope	Dimensions (mm)	Weight (kg)
KITPCW5000	1,6 kW	Not allowed	1000 kg	Ø 12 mm	507 x 371 x 361	196

/ ACCESSORIES

FOR PCH1000, KITPCW5000 AND KITPCH1000TOP

Ref.	Description
HL-1263	Post mount anchoring system Ø30 to 90cm
HL-1266	Stowing balls anchoring system Ø50mm
HL-1806	SPylon mount anchoring system for steel angle 10 to 30 cm



Ref.	Description
HL-1268	Horizontal pull winch plate
HL-1264	Vertical pull winch support



Ref.	Description
HL-1213/2ESC	Double braided polyester rope, spliced Ø12mm L:100m BL:3300kg
HL-1256	Back pack rope bag Ø30cm x H64cm capacity 100m
HL-1216/2ESC	Double braided polyester rope, spliced Ø12mm L:200m BL:3300kg
HL-1257XL	Rope bag XL with 2 handles Ø37cm x H60cm capacity 200 m





/ C390
POLE EXTRACTOR JACK

Advantages

- Simple and robust mechanical jack.
- Made of steel, it is very resistant.

/ USE

Used at the foot of the pole to apply an upward pull-out force.

/ TECHNICAL SPECIFICATIONS

Crank-operated jack with rising shaft.
It is equipped with a chain for attachment (e.g. to apost).
The safety crank is foldable.

Ref.	Force	Stroke	Height (mm)	Weight
C390	5 t	600 mm	800	22

Spare part	Description
C390M	Folding safety crank
C390C	Chain, length 1.05 m



/ V16
POLE EXTRACTOR

Advantages

- Pole extractor which allows to apply the turning force in both directions without dismantling.

/ USE

Used on the base of the post to apply rotational force.

/ TECHNICAL SPECIFICATIONS

Steel post turners with a specially shaped foot that allows right or left hand turning without dismantling the system.
It is secured by a 1.20 m long strap.
Ø 40 mm socket.
Delivered without handle (use a Ø 40 mm handle).

Ref.	Dimensions (mm)	Weight (kg)
V16	250 x 250 x 200	5



/ F60
LIFTING FORK FOR WOODEN POLES

Advantages

- Integrally cast for greater mechanical strength.

/ USE

Used along the pole to apply a pushing force.

/ TECHNICAL SPECIFICATIONS

Fork made of special forged steel.
- 3 solid steel tips,
- conical socket Ø 45 mm,
- opening 285 mm.
Product delivered without handle.

Ref.	Dimensions (mm)	Weight (kg)
F60	320 x 380 x 50	1,35



/ M25

HARDWOOD CYLINDRICAL HANDLE

Advantages

- Long wooden handle that can be used on all types of tools.

/ USE

Can be used on pole jacks, pole extractors, forks, etc.

/ TECHNICAL SPECIFICATIONS

Cylindrical hardwood handle.

Ref.	Length (m)	Ø	Weight (kg)
M25250	2,5	40 mm	1
M25300	3	40 mm	1,4



/ V042

MECHANICAL REEL LIFTER WITH CENTRAL AXIS

Advantages

- Heavy duty jack with bronze nut and bolt.
- Steel head, screw, column and base.
- Screw head equipped with shaft support.

/ USE

Reel lifter sold individually.

A pair of V042 reel lifters and an AV042 axle makeup a reel lifting set.

/ TECHNICAL SPECIFICATIONS

Robust jack with central screw and bronze nut.

Steel head, screw, column and base.

Screw head equipped with pin support.

Supplied without spindle bar (to be ordered separately).

Ref.	Max load	Min-Max drum Ø	Min. height (cm)	Stroke	Base Ø	Weight (kg)
V04201T	1 t	1,20 - 1,76 m	55	380 mm	40 cm	24
V04202T	2 t	1,50 - 2,30 m	70	500 mm	57 cm	35
V04204T	4 t	1,90 - 3,10 m	90	700 mm	57 cm	57
V04206T	6 t	1,90 - 2,70 m	90	500 mm	70 cm	64
V04210T	10 t	2,50 - 3,50 m	120	600 mm	77 cm	113



/ D25

ONE-PIECE REEL UNWINDER

Advantages

- Designed to unwind reels.
- Rollers mounted on sealed ball bearings.

USE

Allows the rotation of the reel on the 2 rollers that support it. A locking system facilitates the tilting of the reel out of the unwinder.

TECHNICAL SPECIFICATIONS

Very robust painted steel frame with 2 carrying handles.
Rollers with guide flanges.
Locking system for reel change.

Ref.	WLL (t)	Drum diameter min/max (mm)	Width (mm)	Dimensions (mm)	Weight (kg)
D25	800	600 / 1050	max. 560	800 x 715 x 115	23

For other dimensions, please contact us.



/ D260

PAIR OF CABLE DRUM UNWINDERS ON BASE

Advantages

- Very robust device ideal for unwinding reels.
- The 2-shoe system gives it optimised storage and weight.
- Great stability and easy loading of the reel (anti-slip ramps).

USE

Allows the rotation of the reel on the rollers of the 2 shoes that support it.

TECHNICAL SPECIFICATIONS

Steel frame with Ø70mm aluminium rollers mounted on sealed bearings.
Great stability and easy change of the reel.
Sold in pairs.

Ref.	WLL (t)	Drum diameter min/max (mm)	Dimensions (mm)	Weight (kg)
D260	1 000	300 / 600	800 x 200 x 115	10



VALUE

/ D85C NEW

MECHANICAL TRACTION DYNAMOMETER



Advantages

- Very robust mechanical design with aluminium body.
- Two ring ends for easy hanging.
- Direct and instant needle reading (no battery).



/ USE

Anchored to a support, it can be used to stretch electrical and telephone cables, guy wires, fences, etc., without any length limit, and to pull out stakes, brushwood, undergrowth, etc.

/ TECHNICAL SPECIFICATIONS

The self-tightening cams, activated by reciprocating movements, grip directly onto the passing wire or cable. T43F2 and T44F3 equipped with an anchor chain. T45F4 equipped with a steel anchor sling.

Ref.	Capacity (kg)	Cable Ø	Cable cross-section	Dimensions (mm)	Weight (kg)
T43F2	400	6 - 8 mm	22 - 40 mm ²	535 x 90 x 90	4
T43F3	600	7 - 15 mm	30 - 120 mm ²	625 x 110 x 110	5,2
T45F4	800	14 - 18 mm	110 - 190 mm ²	625 x 115 x 115	6,2

/ D86

ELECTRONIC TRACTION DYNAMOMETER

Advantages

- Robust design for site use.
- Compact and lightweight due to strain gauge design.
- Built-in, protected LCD display with high readability.
- Electronic measurement accuracy.

/ USE

Used to lift reels with 2 reel lifters AV042.

/ TECHNICAL SPECIFICATIONS

Steel tube or bar.
Length 2 m.

Ref.	WLL (t)	Ø	Length (m)	Weight (kg)
AV042-1T	1	Ø 60 mm	2	18
AV042-2T	2	Ø 76 mm	2	27
AV042-4/6T	4 & 6	Ø 80 mm	2	80
AV042-10T	10	Ø 90 mm	2	100





ESSENTIAL

/ P225 **OUR SELECTION**

PLASTIC-COATED UNWINDING PULLEY

Advantages

- Anchored by a hook with a safety catch.



/ USE

Pulley designed for unwinding aerial bundled cables up to 3x70+N54mm².

/ TECHNICAL SPECIFICATIONS

Plastic coated aluminium sheave for insulated cables. Aluminium alloy pulley which is strong and light.

Ref.	Deep groove diameter	Groove width (mm)	WLL (daN)	Dimensions (mm)	Weight (kg)
P225	130 mm	60 mm	800	460 x 250 x 140	2,6



/ P226

PLASTIC-COATED UNWINDING PULLEY WITH HOOK

Advantages

- Anchored by a hook with a safety catch.

/ USE

Pulley designed for unwinding LV aerial bundled cables up to 3x70+N54mm².

/ TECHNICAL SPECIFICATIONS

Plastic coated aluminium sheave for insulated cables. Aluminium alloy pulley which is strong and light. Opening pulley with lockable clevis that allows working with greater lateral effort.

Ref.	Deep groove diameter	Groove width (mm)	WLL (daN)	Dimensions (mm)	Weight (kg)
P226	130 mm	60 mm	800	485 x 250 x 150	2,9



/ P228

PLASTIC-COATED UNWINDING PULLEY WITH RATCHET TENSIONER

Advantages

- Plastic coated aluminium sheave for insulated cables.
- Aluminium alloy pulley which is robust and light.
- Loads are transferred directly to the post. The console is preserved.

/ USE

Pulley designed for unwinding LV aerial bundled cables up to 3x70+N54mm².

/ TECHNICAL SPECIFICATIONS

Anchoring directly to the pole by means of a bracket fixed with a ratchet strap.

Ref.	Deep groove diameter	Groove width (mm)	WLL (daN)	Dimensions (mm)	Weight (kg)
P228	130 mm	60 mm	800	550 x 250 x 180	5,2



/ P228ST
PLASTIC-COATED CLEVIS PULLEY

Advantages

- Plastic coated aluminium sheave for insulated cables.
- Aluminium alloy pulley which is robust and light.

/ USE

Pulley designed for unwinding LV aerial bundled cables up to 3x70+N54mm².

/ TECHNICAL SPECIFICATIONS

Anchoring by simple clevis.

Ref.	Deep groove diameter	Groove width (mm)	WLL (daN)	Dimensions (mm)	Weight (kg)
P228ST	130 mm	60 mm	800	470 x 250 x 140	2,5



/ T26
TENSIONER WITH STRAP-OPERATED CATCH FOR PULLEYS REF. P228 AND P228ST

Advantages

- Plastic coated aluminium sheave for insulated cables.
- Aluminium alloy pulley which is robust and light.

/ TECHNICAL SPECIFICATIONS

The ratchet tensioner, whose shoe must be completely positioned against the post, is held by the flat strap of 45 mm width passed around it. The perpendicular shaft of the shoe is designed for fixing the tensioner on P228 and P228ST pulleys.

Ref.	Description	Dimensions (mm)	Weight (kg)	Spare parts	Description
T26T20M	Tensioner with strap-operated catch 1,20 m	230 x 150 x 140	2,7	T26S1	Spare strap length 1,20 m
T262M	Tensioner with strap-operated catch 2 m	230 x 150 x 140	2,9	T26S2	Spare strap length 2 m

/ P229 NEW
PLASTIC-COATED UNWINDING PULLEY WITH HOOK AND OPENING CLEVIS

Advantages

- Plastic coated aluminium sheave for insulated cables.

/ USE

Pulley designed for unwinding LV aerial bundled cables up to 3x150+N70mm².

/ TECHNICAL SPECIFICATIONS

Anchoring by hook with safety latch. Opening clevis.



Ref.	Deep groove diameter	Groove width (mm)	WLL (daN)	Dimensions (mm)	Weight (kg)
P229	250 mm	80 mm	1 500	800 x 480 x 250	10,7



ESSENTIAL

/ P220 **OUR SELECTION**

ALUMINIUM UNWINDING PULLEY WITH HOOK



Advantages

- Aluminium sheave for aluminium cables.
- Aluminium alloy pulley which is strong and light.

/ USE
Pulley designed for unwinding bare LV and MV cables.

/ TECHNICAL SPECIFICATIONS
Pulley designed for unwinding bare LV and MV cables.

Ref.	For cables	Deep groove diameter	Groove width (mm)	WLL (daN)	Weight (kg)
P220 0500	Up to 43 mm ²	150 mm	22	500	1,15
P220 0800	Up to 117 mm ²	250 mm	38	800	2,1
P220 1300	Up to 148 mm ²	300 mm	40	1 300	4

/ P25F300 **NEW**

RIGID INSULATOR PULLEY BLOCK

Advantages

- Slotted fixing ring which allows direct attachment to the TR rod of the insulator, without disassembly.
- The conductor is pulled and adjusted through the pulley before being transferred and fixed to the rigid insulator.
- The swivel pulley sheave allows angled use.



/ USE
Pulley designed for overhead stringing of bare cables on networks equipped with rigid insulators. It is to be attached on the reinforced TR rod (EDF standard) of the rigid insulator. This pulley can also be used to release a one sided force on a support where one of the spans will be removed for maintenance.

/ TECHNICAL SPECIFICATIONS
Anchoring by hook with safety latch. Opening clevis. Bearing ring with grease nipple.

Ref.	Groove width	Groove depth	WLL (daN)	Dimensions (mm)	Weight (kg)
P25F300	24 mm	35 mm	300 daN - 150 daN	320 x 310 x 65	1,2 kg



/ PDRE

UNWINDING PULLEY FOR TELECOM CABLES

- Stainless steel frame and nylon sheaves.

/ USE

Pulley designed for unwinding telecom cables up to 112 pairs.

/ TECHNICAL SPECIFICATIONS

Anchored by a single hook. Stainless steel hook and stem. Polyamide sheave.

Ref.	Deep groove diameter	Groove width	WLL (daN)	Weight (g)
PDRE	20 mm	45 mm	150	350



/ P230

PULLEY WITH HOOK

Advantages

- Steel pulley with anti-corrosion treatment.
- Pulley with cable guide flanges to prevent derailment.

/ USE

Pulley designed to transmit forces using steel cables.

/ TECHNICAL SPECIFICATIONS

Pulley with opening shell and bronze ring. Hook fitted with safety clip.

Ref.	Deep groove diameter	Cable diameter	WLL (t)	Dimensions (mm)	Weight (g)
P230160	140 mm	10-11,5 mm	1,25	342 x 197	5,2
P230200	172 mm	13-15	2	430 x 255	9,3



/ P223

SCISSOR TYPE PULLEY WITH HOOK FOR STEEL WIRE ROPE

Advantages

- Steel pulley protected against corrosion.
- Simple, light and economical pulley.
- Multiple anchoring options: shackles, hook, sling, chain.

/ USE

Pulley designed to transmit forces using steel cables.

/ TECHNICAL SPECIFICATIONS

Pulley with swivel flanges for cable routing. Multiple anchoring

Ref.	Deep groove diameter	Cable Ø	WLL (t)	Dimensions (mm)	Weight
P2232	132 mm	10-12 mm	3,2	260 x 164	4,8 kg



/ P222

PULLEY WITH HOOK FOR WIRE ROPE

Advantages

- Offshore pulley made of high-strength HR steel with anti-corrosion treatment.
- Robust pulley for use on the most demanding construction sites.

/ USE

Pulley designed to transmit forces using steel cables. Intensive use possible.

/ TECHNICAL SPECIFICATIONS

Hook pulley with safety latch. Openable clevis pulley, waterproof components. Anchoring: hook

Ref.	Deep groove diameter	Cable Ø	WLL (t)	Dimensions (mm)	Weight
P2221	60 mm	9-10 mm	2	262 x 82	26
P2222	90 mm	12-14 mm	5	367 x 120	7

ESSENTIAL

/ TP90 OUR SELECTION

INSULATING PULLEY WITH HOOK FOR SERVICE ROPE

Advantages

- Very light pulley for simple manual work.
- Insulating pulley due to flanges and sheave made of insulating materials.

/ USE

Pulley used for :
 - angle transmission of the service rope
 - lifting tools and materials,
 - removing connections using a TM05 clamp.

It can be attached to a bracket, to the ring of a TE40, TE45, TE50 anchor bracket, to a TC155 rope tie, to a TC125 ring clamp

/ TECHNICAL SPECIFICATIONS

Hook pulley with safety latch equipped with a manoeuvring ring (for hook pole).
 Hook opening: 20 mm.



Ref.	Deep groove diameter	Cable Ø	WLL (daN)	WLL one rope strand	WLL total at hook	Weight
TP90	45 mm	10 mm max.	150	60 daN	120 daN	390



ESSENTIAL

/ TC160H OUR SELECTION

INSULATING HOOK 50 DAN FOR SERVICE ROPES
IEC 60900: 2012

Advantages

• Hook in conformity with IEC 60900: 2012.



/ USE

Live working up to 1000V AC and 1500V DC.
Used with a TP90 pulley and a service rope, this hook can be used to lift tools or equipment when working under tension.

/ TECHNICAL SPECIFICATIONS

Insulating hook made of red polyamide with 30% glass fibre.
The hook has 2 holes of \varnothing 16 mm for the rope to pass through.

Ref.	WLL (daN)	Weight (g)
TC160H	50	45



/ 802-842

HOOK PULLEY FOR SERVICE ROPES

Advantages

- Very light aluminium alloy pulley with opening flange.
- Sheave mounted on armoured ball bearing and greased for life.

/ USE

Mainly used as a return pulley for ropes up to maximum diameter of 16 mm (hoist, service or operating ropes).

/ TECHNICAL SPECIFICATIONS

Hook pulley with safety latch.
Steel hook with anti-corrosion treatment.

Ref.	Varelon	Deep groove diameter	\varnothing rope	WLL one rope strand	WLL total at hook	Dimensions (mm)	Weight
842	Anchoring: hook with manoeuvring ring	60 mm	16 mm max.	125 daN	250 daN	90 x 80 x 265	1,37
802	Anchoring: hook	130 mm	3,2	260 x 164			4,8 kg



/ PDL

PAIR OF SHELL BLOCKS WITH HOOK

Advantages

- Very versatile shell blocks for use in tensioning or lifting loads.
- Maintenance-free shell blocks with nylon sheaves.

/ USE

Shell blocks that are assembled with a service cord.

/ TECHNICAL SPECIFICATIONS

Shell blocks with hook and safety latch.
Shell blocks made of corrosion-resistant steel.
Anchoring: hook.

Ref.	Number of sheaves	Deep groove diameter	\varnothing rope	WLL (kg)	Weight (kg)
PDL250	3	32 mm	8-10 mm	250	1,3 x 2
PDL320	2	40 mm	10 - 12 mm	320	1,8 x 2
PDL500	3	40 mm	10-12 mm	500	2,4 x 2



/ G32DR - G32AN - G32AR - G32ST

UNWINDING ROLLERS

NEW



G32DR



G32AN



G32AR



G32ST

/ G32DR

STRAIGHT UNWINDING ROLLERS

Advantages

- Galvanised steel roller and frame.

USE

Roller for straight unwinding of cables on the ground or in trenches.

TECHNICAL SPECIFICATIONS

Very robust frame. Roller Ø76mm.
Roller mounted on ball bearings.

Ref.	Cable Ø	WLL (daN)	Dimensions (mm)	Weight (kg)
G32DR135	135 mm max	200	300 x 240 x 250	3,6

For other dimensions, please contact us.

/ G32AR

EDGE UNWINDING ROLLERS

Advantages

- Galvanised steel roller and frame.
- Protects cables from friction on sharp edges.

USE

Roller for unwinding cables at the « stair nosing ».

TECHNICAL SPECIFICATIONS

Very robust frame. 3 rollers mounted on ball bearings. Rollers Ø76mm.
Radius of curvature downwards 700mm.

Ref.	Cable Ø	WLL (daN)	Dimensions (mm)	Weight (kg)
G32AR160	160 mm max	300	490 x 240 x 400	3,6

For other dimensions, please contact us.

/ G32AN

CORNER UNWINDING ROLLERS

Advantages

- Galvanised steel roller and frame.
- Protects cables when passing through corners.

USE

Roller for straight unwinding of cables on the ground or in trenches.

TECHNICAL SPECIFICATIONS

Very robust frame.
Roller mounted on ball bearings.
Roller Ø76mm.

Ref.	Cable Ø	WLL (daN)
G32AN135	135 mm max	Horizontal : 400 - Vertical : 200
	Dimensions (mm)	Weight (kg)
	510 x 370 x 375	10,5

/ G32ST

EDGE UNWINDING ROLLERS

Advantages

- Galvanised steel roller and frame.
- Protects cables from friction on sharp edges.

USE

Roller for unwinding cables at the « stair nosing ».

TECHNICAL SPECIFICATIONS

Very robust frame. 3 rollers mounted on ball bearings. Rollers Ø76mm.
Radius of curvature downwards 700mm.

Ref.	Cable Ø	WLL (daN)
G32AR160	160 mm max	300
	Dimensions (mm)	Weight (kg)
	490 x 240 x 400	3,6



/ LW08-16 NEW

LIFTING SPREADER BEAM



/ USE

The lifting spreader beam is used for lifting equipment such as pole-mounted electrical transformers, pole-mounted circuit breakers, etc. To adjust the distance between clevises, both clevises must be moved simultaneously by hands.

/ TECHNICAL SPECIFICATIONS

Body, lifting ring, clevises, locking pins are made of corrosion protected metal. Swivelling and sliding clevises are symmetrically moved and balanced by a wire rope system. For guiding the load : 2 holes \varnothing 27 mm are located at both ends of the spreader body.

Ref.	Minimum distance between clevises (m)	Maximum distance between clevises (m)	Lifting eye diameter (mm)	Length x height x width (m)	WLL (daN)	Approximate weight (kg)
LW08-16	0,28	0,85	35 (int) / 63 (ext)	0,95 x 0,25 x 0,06	650	5,5

ESSENTIAL

/ TM05N OUR SELECTION

CLAMPING HAND WITH INSULATING BODY

Advantages

- Insulated hand clamp for handling connection cables up to 4x25mm².
- Complies with FT BT 330.



/ USE

Used with an operating rope, the tightening hand allows to grasp, fix and remove insulated aerial bundled connectors, or the modify its mechanical stress.

/ TECHNICAL SPECIFICATIONS

- Clamping hand consisting of :
- a C-shaped insulating body
 - a screw with a metal ring protected against corrosion
 - 5mm \varnothing synthetic fibre rope handle in blue/black

Ref.	Capacity	Cable	WLL (daN)	Dimensions (mm)	Weight (g)
TM05N	11 to 23 mm	Up to 4 x 25 mm ²	80 (pull on the loop)	160 x 100 x 60 mm	300



/ T 47
WIRE ROPE GRIPPER

Advantages

- Simple wire clamp with self-tightening cam for effortless installation.
- Lightweight and equipped with a shackle.

/ USE

For use on overhead power line networks, to take up load or maintain voltage while awaiting adjustment.

/ TECHNICAL SPECIFICATIONS

Aluminium alloy body.
Grooved cam, spring loaded.

Ref.	Cable Ø	WLL (kg)	Weight (g)
T47PT43	6 - 8 mm	400	290
T47PT44	7 - 15 mm	600	550
T47PT45	14 - 18 mm	800	610



/ T 51
PARALLEL JAWS TENSIONER

/ USE

Mechanical tensioner used to apply traction forces to copper, aluminium and steel wires.

/ TECHNICAL SPECIFICATIONS

Very robust tensioner made of forged steel. Galvanised steel for protection against corrosion. Heat treated strong jaws. Jaws with closing spring.

Ref.	WLL (daN)	Ø Min - Max	Cables	Weight (kg)
T51D1-5	500	1 - 5 mm	1 - 16 mm ²	0,25
T51D3-9	1000	3 - 9 mm	9 - 45 mm ²	0,85
T51D4-12	1700	4 - 12 mm	16 - 75 mm ²	1,20
T51D6-18	3000	6 - 18 mm	25 - 180 mm ²	1,85
T51D10-28	3500	10 - 28 mm	50 - 240 mm ²	3,80

ESSENTIAL

/ G18A NEW

CABLE GRIP WITH STEEL JAWS

Advantages

- Steel-cable grip with parallel jaws.
- Movable jaw with fine grooves for aluminium cables.
- Wide range of cable diameters.
- Safety catch to prevent the cable from coming out of the jaws.



/ USE

Application of overhead power line networks Aluminium, Aluminium Alloy or Alu-Steel (Al, AAC, AAAC, ACSR, ...).

/ TECHNICAL SPECIFICATIONS

Wire grip made of steel protected against corrosion. Equipped with a spring to tighten the cable. Large hanging ring.

Ref.	Cable Ø	Clamping Length	Capacity Aluminium	WLL (DaN)	Weight (Kg)
G18A1T5-22	5-22 mm	60 mm	16 - 288mm ²	1000	1,4
G18A2T5-25	5-25 mm	110 mm	16 - 366mm ²	2000	2,3
G18A2T16-32	16-32 mm	110 mm	147 - 612mm ²	3000	2,3



/ G18C NEW

CABLE GRIP WITH STEEL JAWS

Advantages

- Steel cable grip with parallel jaws.
- Movable jaw with pronounced grooves for cables
- Copper, insulated or steel cablesWide range of cable diameters.
- Safety catch prevents the cable from coming out of the jaws.



/ USE

Application of copper or insulated overhead power line networks and steel cables.

/ TECHNICAL SPECIFICATIONS

Cable grip made of steel protected against corrosion. Equipped with a spring to tighten the cable. Large hanging ring.

Ref.	Cable Ø	Tightening Length (Mm)	Capacity Copper	WLL (DaN)	Weight (Kg)
G18C1T5-22	4-22 mm	60	16-300mm ²	1000	1,4
G18C2T5-25	5-25 mm	110	16-370mm ²	2000	1,8
G18C2T16-32	16-32 mm	110	150-600mm ²	2000	2,1

PREMIUM

/ G18AC NEW

CABLE GRIP WITH STEEL JAWS

Advantages

- Steel cable grip with parallel jaws.
- Movable jaw with standard grooves for aluminium or copper cables.
- Wide range of cable diameters.
- Designed for remote handling by insulating stick.



/ USE

Application when working remotely on non-insulated Al or Cu overhead power lines. Equipped with an open position catch and an opening eyelet.

/ TECHNICAL SPECIFICATIONS

Cable grip made of steel protected against corrosion. Equipped with a spring to tighten the cable. Safety catch to prevent the cable from coming out of the jaws. Large hanging ring.

Ref.	Cable Ø	Clamping Length	Capacity Aluminium	WLL (DaN)	Weight (Kg)
G18A1T5-22	5-22 mm	60 mm	16 - 288mm ²	1000	1,4
G18A2T5-25	5-25 mm	110 mm	16 - 366mm ²	2000	2,3
G18A2T16-32	16-32 mm	110 mm	147 - 612mm ²	3000	2,3



/ G10 - G12 - G08 - G09
CABLE CLAMPS WITH ALUMINIUM ALLOY JAWS

Advantages

- Aluminium alloy cable clamp for optimum weight.
- Long cable grip length.

/ USE

Application for overhead power line networks. Allows traction to be applied by distributing the clamping force over the entire length of the jaws.

/ TECHNICAL SPECIFICATIONS

Aluminium cable clamp for non-insulated cables.
Plastic-coated cable clamp for insulated cables 5a.g. twisted cables).
Anchor shackle for applying tensile force.

Ref.	Cable Ø	Tightening length	Specificity	Capacity Aluminium	LV capacity	MV capacity	WLL (daN)	Weight (kg)
G10	6-14 mm	160 mm	Aluminium jaws	22-117 mm ²	-	-	800	1,6
G12	6-13,5 mm	160 mm	Epoxy coated jaws	-	Twists with neutral carrier 54.6 or 70mm ²	-	800	1,6
G08	10-20 mm	175 mm	Aluminium jaws	59,7-228 mm ²	-	-	1 400	4,1
G09	10-20 mm	175 mm	Epoxy coated jaws	-	Twists with neutral carrier 54.6 or 70mm ²	Twists with carrie 50 mm ²	1 400	4,1



/ G15
CABLE GRIP WITH STEEL JAWS AND INTERCHANGEABLE ALUMINIUM FITTINGS

Advantages

- Robust cable clamp with steel body.
- Aluminium fittings to suit the cable to be clamped.
- Long cable clamping length.

/ USE

Application for overhead power line networks. Allows traction to be applied by distributing the clamping force over the entire length of the jaws.

/ TECHNICAL SPECIFICATIONS

Aluminium cable clamp for non-insulated cables. Anchor shackle to apply the tensile force. Supplied without fittings.

Ref.	Description	WLL (daN)	Weight (kg)
G15	Cable grip with steel jaws and interchangeable aluminium fittings	2 500	7

Ref.	Description
G15F170-185	Aluminium fittings for cable clamps G15 for cables Ø17-18,5mm - clamping length: 280mm - cables: 170-200mm ²
G15F185-200	Aluminium fittings for cable clamps G15 for cables Ø18,5-20mm - clamping length: 280mm - cables: 200-240 mm ²
G15F200-215	Aluminium fittings for cable clamps G15 for cables Ø20-21,5mm - clamping length: 280mm - cables: 240-280mm ²
G15F215-230	Aluminium fittings for cable clamps G15 for cables Ø21,5-23mm - clamping length: 280mm - cables: 280-320mm ²

For other dimensions, please contact us.



/ EA4BS11
ANCHORING STIRRUP (COMPLIES WITH FT HTA 530)

Advantages

- An accessory that keeps the insulator chain under stress while adjusting the conductor tension.

/ USE

Used to anchor behind the ball socket of an insulator and apply tension to the conductor. Used with a hoist to take up the tension.

/ TECHNICAL SPECIFICATIONS

Designed to fit between the NII rod insulator and the ball socket.

Ref.	WLL (daN)	Length (mm)	Weight (kg)
EA4BS11	1 300	350	5



/ C86
PULLING SLEEVE OR CABLE PULLER
IN GALVANIZED STEEL

Advantages

- Cable puller with single sleeved loop.

/ USE

Cable puller designed for pulling electrical cables from underground networks.

/ TECHNICAL SPECIFICATIONS

Cable puller in galvanised steel.

Ref.	For cables	Breaking load	Length (mm)	Weight (kg)
C86D15-25	Ø 15 to 25 mm	2 t	500	170
C86D25-45	Ø 25 to 45 mm	3,3 t	600	300
C86D45-60	Ø 45 to 60 mm	3,3 t	650	350
C86D60-80	Ø 60 to 80 mm	6,1 t	700	900
C86D80-100	Ø 80 to 100 mm	6,1 t	900	1 600

For other dimensions, please contact us.

/ C85
PULLING SLEEVE OR CABLE PULLER
IN GALVANIZED STEEL

Advantages

- Cable puller with single loop with core lug and ligature.
- Model C85D12-17 specifically for pulling bundled cable carriers.

/ USE

Cable puller designed for pulling electrical cables from overhead networks.

/ TECHNICAL SPECIFICATIONS

Cable puller in galvanised steel.

Ref.	For cables	Breaking load	Length (mm)	Weight (kg)
C85D10-15	Ø 10 to 15 mm	0,4 t	300	90
C85D12-17	Ø 10 to 12 mm	0,7 t	350	125
C85D15-20	Ø 15 to 20 mm	0,8 t	350	130
C85D18-25	Ø 18 to 25 mm	0,8 t	425	135
C85D23-30	Ø 23 to 30 mm	1,65 t	475	220

For other dimensions, please contact us.



/ C90
DOUBLE LOOP PULLING SLEEVES OR CABLE PULLER
IN GALVANISED STEEL

Advantages

- Double loop cable puller with core and binding lugs.

/ USE

Cable puller designed for pulling electrical cables from overhead networks.

/ TECHNICAL SPECIFICATIONS

Cable puller in galvanised steel.
Open end with double loop.

Ref.	For cables	Breaking load	Length (mm)	Weight (kg)
C90D18-25	Ø 18 - 25 mm	1500 daN	465	280
C90D23-30	Ø 23 - 30 mm	2300 daN	475	280
C90D30-38	Ø 30 - 38 mm	2300 daN	500	280
C90D35-43	Ø 35 - 43 mm	4900 daN	525	520

For other dimensions, please contact us.

**/ C91** **NEW****PULLING SLEEVE OR CABLE PULLER IN POLYAMIDE****Advantages**

- Open ended cable puller with large flexible loop for use on the bundled in combination with the C85D12-17 cable puller on the support.

**/ USE**

Cable puller designed for the aerial pulling of bundled cables with suspension cable.

/ TECHNICAL SPECIFICATIONS

Open end cable puller with large flexible loop.

Cable puller made of polyamide.

Ref.	For cables	Breaking load	Length (mm)	Weight (kg)
C91D25-32	Ø 25 to 32 mm	850 daN (breaking load)	550 mm	60 kg
C91D32-43	Ø 32 to 43 mm	1300 daN (breaking load)	650 mm	130 kg
C91D40-50	Ø 40 to 50 mm	1300 daN (breaking load)	725 mm	140 kg
C91D42-55	Ø 42 to 55 mm	1300 daN (breaking load)	750 mm	220 kg
C91D65-75	Ø 65 to 75 mm	2140 daN (breaking load)	1000 mm	340 kg
C91D75-85	Ø 75 to 85 mm	2850 daN (breaking load)	1300 mm	500 kg
C91D85-100	Ø 85 to 100 mm	2850 daN (breaking load)	1400 mm	600 kg

For other dimensions, please contact us.

Tire-câbles recommandé pour utilisation sur torsade

Réseaux	Torsade à tirer	Ref. recommandée
LV	3 × 25 mm ² + (N) 54,6 mm ² à 3 × 35 mm ² + (N) 54,6 mm ²	C91D25-32
	3 × 50 mm ² + (N) 54,6 mm ² à 3 × 70 mm ² + (N) 70 mm ²	C91D32-43
		C91D40-50
MV	3 × 150 mm ² + (N) 70 mm ²	C91D42-55
	3 × 50 mm ² + (P) 50 mm ² à 3 × 95 mm ² + (P) 50 mm ²	C91D65-75
	3 × 150 mm ² + (P) 50 mm ²	C91D75-85
	3 × 240 mm ² + (P) 50 mm ²	C91D85-100

**Composition d'un ensemble tirage de torsade**

Ref.	Description	Destination
C85D12-17	Tire-câbles acier galvanisé Ø 12-17 mm	Pour tirage du neutre ou porteur
C91D...	Tire-câbles en polyamide adapté au Ø	Pour maintenir l'extrémité de la torsade
E41D34R6000	Emerillon Ø 34 mm CR : 6000 daN	Pour libérer tout mouvement de rotation
C85D12-17	Tire-câbles acier galvanisé Ø 12-17 mm	Pour ancrage sur corde ou câble de tirage

**/ E41**
PULLING SWIVEL**Advantages**

- Clevis swivel

/ USE

Swivel to allow for pulling while allowing for freedom of rotation of the ropes when pulling.

/ TECHNICAL SPECIFICATIONS

Steel swivel on bronze ring or ball bearing system.

Ref.	Ø	Passing size	Breaking	Length (mm)	Weight (kg)
E41D16R1700	16 mm	8 mm	1900 daN	70	80
E41D22R4000	22 mm	10 mm	3000 daN	88	160
E41D34R6000	34 mm	16 mm	4900 daN	122	520
E41D38R9000	38 mm	16 mm	7500 daN	122	690



/ TC155
INSULATING POLYAMIDE ROPE TIE

Advantages

- Insulating tie for anchoring insulated hoists or pullays.

/ USE

Tie designed to hang a TP10 rope hoist or a TP90 pulley block in order to exert pulls on the conductors of a LV or MV network.

/ TECHNICAL SPECIFICATIONS

Made of Ø 16 mm synthetic fibre.
Thickened 14 cm loops at each end with heatshrinkable chains.

Ref.	WLL (daN)	Length (m)	Weight (kg)
TC155	300	1	250



/ E27
CHAIN SLING

Advantages

- Equipped with 2 chain shortening hooks.

/ USE

Used for carrying H61 transformers.

/ TECHNICAL SPECIFICATIONS

2 hooks with safety latch.
WLL: 2.8 t (0 to 45°)
WLL: 2.0 t (45° to 60°)

Ref.	WLL (daN)	Length (m)	Weight (kg)
E27	2000 (<60°)	1	6,4



/ E35
STEEL SLING WITH SLEEVED THIMBLED LOOPS

Advantages

- Large opening lug.
- Aluminium sleeve

/ USE

Approved sling for lifting with a safety factor of 5:1.

/ TECHNICAL SPECIFICATIONS

Galvanised steel cable sling.

Ref.	WLL (t)	Length (m)	Cable Ø	Weight (kg)
E35N14T08M	1,4	0,8	12 mm	0,9
E35N14T12M	1,4	1,2	12 mm	1,1
E35N14T2M	1,4	2	12 mm	1,5
E35N14T3M	1,4	3	12 mm	2
E35N27T08M	2,7	0,8	16 mm	1,9
E35N34T12M	3,4	1,2	18 mm	2,9
E35N34T2M	3,4	2	18 mm	3,8
E35N34T3M	3,4	3	18 mm	4,9
E35N52T3M	5,2	3	22 mm	5,2



/ E25
ROUNDSLING
EN 1492-2

WLL (daN)	1.000 kg	2.000 kg	3.000 kg	4.000 kg	5.000 kg	6.000 kg	8.000 kg	10.000 kg
0,5 m	E25N105M	E25N205M	E25N305M	E25N405M	E25N505M	E25N605M	E25N805M	E25N1005M
1,0 m	E25N110M	E25N210M	E25N310M	E25N410M	E25N510M	E25N610M	E25N810M	E25N1010M
1,5 m	E25N115M	E25N215M	E25N315M	E25N415M	E25N515M	E25N615M	E25N815M	E25N1015M
2,0 m	E25N120M	E25N220M	E25N320M	E25N420M	E25N520M	E25N620M	E25N820M	E25N1020M
2,5 m	E25N125M	E25N225M	E25N325M	E25N425M	E25N525M	E25N625M	E25N825M	E25N1025M
3,0 m	E25N130M	E25N230M	E25N330M	E25N430M	E25N530M	E25N630M	E25N830M	E25N1030M
4,0 m	E25N140M	E25N240M	E25N340M	E25N440M	E25N540M	E25N640M	E25N840M	E25N1040M

/ USE

Roundslings with safety factor 7:1. For lifting concrete columns, a single loop sheath is required in addition to the sleeve.

/ TECHNICAL SPECIFICATIONS

100% high tenacity polyester. Label: identification, information, certificate, traceability. Reinforced sheath.



/ E26

SYNTHETIC FLAT WEBBING SLING
EC MARKING / EN 1492-1

Polyester flat webbing sling						
WLL and color code	1.000 kg	2.000 kg	3.000 kg	4.000 kg	5.000 kg	6.000 kg
Length / Webbing width	38 mm	50 mm	50 mm	120 mm	140 mm	170 mm
1,0 m	E26N1T1M	E26N2T1M				
1,5 m	E26N1T15M	E26N2T15M	E26N3T15M			
2,0 m	E26N1T2M	E26N2T2M	E26N3T2M	E26N4T2M	E26N5T2M	
2,5 m	E26N1T25M	E26N2T25M	E26N3T25M	E26N4T25M		
3,0 m	E26N1T3M	E26N2T3M	E26N3T3M	E26N4T3M	E26N5T3M	E26N6T3M
4,0 m	E26N1T4M	E26N2T4M	E26N3T4M	E26N4T4M	E26N5T4M	E26N6T4M
5,0 m	E26N1T5M	E26N2T5M	E26N3T5M	E26N4T5M	E26N5T5M	E26N6T5M
6,0 m	E26N1T6M	E26N2T6M	E26N3T6M	E26N4T6M	E26N5T6M	E26N6T6M

/ USE

Lifting sling with safety factor 7:1.
For lifting concrete columns, a single loop sheath is required in addition to the sheath.

/ TECHNICAL SPECIFICATIONS

100% high tenacity polyester.
Label: identification, information, certificate, traceability.



/ C319

SEMI-STATIC POLYAMIDE
BRAIDED ROPE

Advantages

- Semi-static polyamide halyard.

/ USE

Suitable for work at height,
climbing, hoisting.

/ TECHNICAL SPECIFICATIONS

Diameter 10.5 mm.
Very robust polyamide.

Ref.	Ø	Length (m)	Packaging	Weight (kg)
C319D10L050	10.5 mm	50	Roll of rope	3,2
C319D10L060	10.5 mm	60	Roll of rope	3,9
C319D10L100	10.5 mm	100	On reel	6,5
C319D10L200	10.5 mm	200	On reel	13



/ C320

4-STRAND POLYPROPYLENE ROPE

Advantages

- Manufactured according to EN ISO 1348

/ USE

Service rope.

/ TECHNICAL SPECIFICATIONS

Made of UV treated yarns.

Ref.	Ø	Length (m)	Breaking resistance (kg)	Weight (kg)
C320D10L100	10 mm	100 m	1.560	4,5
C320D12L100	12 mm	100 m	2.220	6,5
C320D14L100	14 mm	100 m	3.060	9
C320D16L100	16 mm	100 m	3.330	11,5
C320D12L025	12 mm	25 m	2.220	1,6
C320D14L025	14 mm	25 m	3.060	2,3



/ C325

POLYAMIDE BRAIDED ROPE 8 STRANDS

Advantages

- Flexible and resistant polyamide halyard.

/ TECHNICAL SPECIFICATIONS

High density polyamide halyard with UV protection.

/ USE

Halyard suitable for pulling work and for fitting to hoists.

C325D10L025 suitable for TP10 hoist.

C325D12L050 suitable for TP11 hoist.

Ref.	Ø	Length (m)	Breaking resistance (kg)	Weight (kg)
C318D03L100	3 mm	100 m	200	0,5
C325D06L100	6 mm	100 m	650	1,7
C325D08L100	8 mm	100 m	1100	4
C325D10L100	10 mm	100 m	1600	5,5
C325D12L100	12 mm	100 m	2400	8,5
C325D14L100	14 mm	100 m	2800	10
C325D10L025	10 mm	25 m	1600	1,4
C325D12L050	12 mm	50 m	2400	4,3
C325D14L250	14 mm	250 m	2800	25
C325D16L300	16 mm	300 m	3500	42

PREMIUM

/ C340 NEW

16 OR 24 PLAIT PRE-STRETCHED POLYESTER ROPE

Advantages

- Good mechanical characteristics and good ageing resistance.
- Low stretch halyard.

/ USE

Halyard used as control rope or line pull.

/ TECHNICAL SPECIFICATIONS

Good toughness.
Good resistance to external conditions (UV, humidity, heat, ...)



Ref.	Ø	Length (mm)	Breaking resistance (kg)	Weight (Kg)
C340D06L100	6 mm	100 m	650	2,6
C340D08L050	8 mm	50 m	1130	2,6
C340D08L100	8 mm	100 m	1130	5,1
C340D10L050	10 mm	50 m	1610	3,6
C340D10L100	10 mm	100 m	1610	7,1
C340D12L050	12 mm	50 m	2250	5,6
C340D12L100	12 mm	100 m	2250	11,1
C340D14L100	14 mm	100 m	2640	13,3
C340D16L100	16 mm	100 m	3740	17



/ M120 NEW
**HIGH STRENGTH
 STRAIGHT SHACKLE**

Advantages

- High strength straight shackle with screwed pin.

/ USE

Compact shackle used for lifting loads.

/ TECHNICAL SPECIFICATIONS

Lyre-shaped shackle with screwed pin.
 Shackle in galvanised alloy steel.



Ref.	WLL (kg)	Ø	A	B	Weight (g)
M120D08	500	8 mm	12 mm	23 mm	50
M120D11	1000	11 mm	17 mm	31 mm	130
M120D12	1500	12 mm	19 mm	37 mm	200
M120D16	2000	16 mm	20 mm	41 mm	270
M120D19	3250	19 mm	27 mm	51 mm	570
M120D22	4750	22 mm	31 mm	60 mm	1190

For other dimensions, please contact us.



/ M220 NEW
**HIGH STRENGTH
 STRAIGHT SHACKLE**

Advantages

- High strength straight shackle with screwed pin.

/ USE

Compact shackle used for lifting loads.

/ TECHNICAL SPECIFICATIONS

Lyre-shaped shackle with screwed pin.
 Shackle in galvanised alloy steel.



Ref.	WLL (kg)	Ø	A	B	Weight (g)
M220D08	500	8 mm	12 mm	29 mm	50
M220D11	1000	11 mm	17 mm	36 mm	140
M220D12	1500	12 mm	19 mm	43 mm	170
M220D16	2000	16 mm	20 mm	47 mm	330
M220D19	3250	19 mm	27 mm	60 mm	620
M220D22	4750	22 mm	31 mm	71 mm	1070
M220D25	6500	25 mm	36 mm	84 mm	1640

For other dimensions, please contact us.

ESSENTIAL

/ POT150 NEW

**LIFTING BRACKET THAT CAN BE
 POSITIONED ON TOP OF POLES**

Advantages

- Relieves forces during aerial work.
- Allows lifting forces to be applied from the ground.



- Allows the technician to work in a better position.
- Saves time and therefore reduces operation and shutdown times.

/ USE

Lifting bracket that can be positioned on top of poles. Can be fixed to the top of wooden or concrete poles up to 280mm width.

Used for the following operations :

- Lifting of LV aerial bundle line/cable for clamping.
- Applying a lifting force from the top of the post.
- Applying a lifting force on a crossbar.
- Lifting equipment to a technician positioned at height

/ TECHNICAL SPECIFICATIONS

Zinc plated welded steel frame.
 Clamping on the support by means of a ratchet strap.
 Centering on the head of the support can be adjusted and therefore transfer of the forces in the axis of the post.
 Transfer of the mechanical force by 2 Teflon guide pulleys.
 Delivered without any rope and hook.

Ref.	Description	Pole width max	WLL (kg)	Weight (kg)
POT150	Lifting bracket can be positionned on top of post	380 mm	150	6,8



PREMIUM

/ BEHRALIFT INNOVATION

TEMPORARY SUPPORT FOR THE INSTALLATION/REMOVAL OF MV BUNDLED CONDUCTORS



Advantages

- The installation or removal of the bundled conductor can be easily carried out on uneven ground.
- The use of complex and expensive equipment is no longer necessary.
- This device is the only solution to hoist the lines from the top of the pole.
- The jib has been designed so that it can be used on all three types of existing supports (Darvaux, Malico, FAV).


/ USE

The BEHRALIFT device is designed to hook or unhook MV aerial bundled cables at the top of wooden poles during maintenance work or when the conductor falls due to bad weather.

/ TECHNICAL SPECIFICATIONS

WLL : 400 daN

Ref.	WLL (daN)	Dimensions (mm)	Weight (kg)
BEHRALIFT	400 daN	730 x 310 x 310	8





PREMIUM

/ LP-LIFTPLAQ

INNOVATION

MAGNETIC PLATE LIFTER
WITH WHEELS



Advantages

- Ergonomics: straight back, bent legs and reduced effort.
- Safety: no contact between hands and plates.
- Use on different types of plates and pads.

/ USE

Specially designed tool for the handling of plates and manhole covers. Very versatile, it can be used on: round, rectangular, triangular, BV Enedis, K2C, hinged, partially covered with concrete or bitumen, ...

/ TECHNICAL SPECIFICATIONS

Frame : painted steel with 2 solid wheels Ø160mm
Accessories: Handle with chisel tip and bronze weight.
Magnet : Very powerful permanent magnet.
Magnet ejector. Magnet cover provided.



▶ SCAN ME

Ref.	Description	WLL (Kg)	Dimensions (Mm)	Weight (Kg)
LP-LIFTPLAQ	Magnetic plate lifter with wheels	110	1000 x 200x 350	18



ESSENTIAL

/ LP-MINI-PLUS INNOVATION

HANDLING TOOL WITH MAGNETIC GRIP



Advantages

- Powerful, light and compact.
- Safety: no hand to manhole contact (risk of pinching or cutting).
- Use on different types of manholes and pads.
- Adjustable telescopic handle adapts to the size of the operator, which helps to respect the correct gestures and postures.

/ USE

Tools for handling manholes covers and pads without touching them. Professional dry and wet underground network applications. They allow a powerful grip while reducing the risk of musculoskeletal disorders.

Ref.	Magnet	Height	Dimensions (Mm)	Weight (Kg)
LP-MINI+	Permanent and powerful 250 x 155 mm 590 kg of grip in optimal condition	Adjustable : 72 / 79 / 85 cm	39 x 15,5 x 50 cm retracted handle	4 kg



/ MARTAP

PLATE REMOVING HAMMER

/ USE

Hammer used to loosen, lift and remove almost all chamber covers (metal or concrete). Used separately or in pairs, as required.

/ TECHNICAL SPECIFICATIONS

Moving inertia compensator in the handle.
Curved end with bar for blind holes.
Straight end for through holes.
Bronze striking plate.

Ref.	Dimensions (mm)	Weight (kg)
MARTAP	1 050 x 270 x 40	5.500



/ P101

PLATE REMOVING HAMMER

/ USE

Pliers designed to lift, open and move cast iron manholes and plates such as SEBEL, SAMBRE & MEUSE, PARKING, etc.

/ TECHNICAL SPECIFICATIONS

Clamp made of special steel.

Ref.	WLL (Kg)	Dimensions (mm)	Weight (kg)
P101	30	630 x 245 x 50 mm	2.87



/ A045 – A060 – A090 NEW

NEEDLES ON REEL



A045

A060

A090

/ A045

Ø 4.5MM NEEDLE ON REEL

Advantages

- High strength fibreglass needle with polypropylene outer sheath.
- Robust reel.

/ USE

Needle for Ø 40-60 mm sheaths.
Recommended bending radius >310 mm.

/ TECHNICAL SPECIFICATIONS

Needle mounted on rotating reel.
Painted steel reel equipped with a brake.
Ø reel: 320 mm.
Threaded end with eyelet head.

Ref.	Ø	Length (M)	End Fitting	Breaking	Dimensions (Mm)	Weight (Kg)
A045L060TDN	4.5mm	60	M5	170 daN traction	360 x 190 x 450	4,1

For other dimensions, please contact us.

/ A060

Ø 6MM NEEDLE ON REEL

Advantages

- High strength fibreglass needle with polypropylene outer sheath.
- Robust reel.

/ USE

Needle for Ø 50-80 mm sheaths.
Recommended bending radius >400 mm.

/ TECHNICAL SPECIFICATIONS

Needle mounted on rotating reel.
Painted steel reel equipped with a brake and 2 wheels. Ø reel: 750 mm.
Threaded end with eyelet head.

Ref.	Ø	Length (M)	End Fitting	Breaking	Dimensions (Mm)	Weight (Kg)
A060L060TDN	6 mm	60	M6	230 daN traction	540 x 250 x 640	7,7
A060L100TDN	6 mm	100	M6	230 daN traction	540 x 250 x 640	9,5

For other dimensions, please contact us.

/ A090

Ø 9MM NEEDLE ON REEL

Advantages

- High strength fibreglass needle with polypropylene outer sheath.
- Robust reel with 2 wheels.

/ USE

Needle for Ø 50-80 mm sheaths.
Recommended bending radius >400 mm.

/ TECHNICAL SPECIFICATIONS

Needle mounted on rotating reel.
Painted steel reel equipped with a brake.
Ø reel: 520 mm.
Threaded end with eyelet head.

Ref.	Ø	Length (M)	End Fitting	Breaking	Dimensions (Mm)	Weight (Kg)
A090L100TD2RN	9 mm	100	M12	340 daN traction	780 x 400 x 820	19,3
A090L150TD2RN	9 mm	150	M12	340 daN traction	780 x 400 x 820	24
A090L200TD2RN	9 mm	200	M12	340 daN traction	780 x 400 x 820	28,5

For other dimensions, please contact us.



/ TE40 - TE45 - TE50

ANCHOR CLAMP
FT BT 320B

Advantages

- Clamp used to create an anchor point on a LV armament.
- It is set up with a hooked pole.

/ USE

The anchor clamp is used to make the fixed anchoring point of 1 or 2 LV aerial bundled connections from an LV overhead network with bare conductors.

/ TECHNICAL SPECIFICATIONS

Anchor clamp with cast iron body.
It is equipped with a ring clamping screw. The shape of the jaws is adapted to the armament.
The double elongated eye of the vice receives the insulated hook of the anchor clamp for taking up the mechanical tension.

Ref.	Version	Tightening capacity	Dimensions	Weight (g)
TE40EAC	Round bar mounting	Ø 26 mm	140 x 100 x 65 mm	450
TE45EAD	Large plate mounting	40 to 60 mm - thickness 8 to 10 mm	100 x 95 x 70 mm	590
TE50EAS	Small plate mounting	35 to 40 mm - thickness 7 to 8 mm	100 x 90 x 50 mm	360



/ T89

LASHING STRAP WITH RATCHET TENSIONER
EN 12195-2

/ USE

Strap used for securing loads.
Fittings at both ends for tray-type attachment

/ TECHNICAL SPECIFICATIONS

Device equipped with :
- 50mm wide blue webbing 100% polyester - anchor fitting n°1
- double safety ratchet tensioner

Ref.	Lashing capacity (daN)	Bare strap failure (daN)	Length (m)	Strap width (mm)	Weight (kg)
T89	2000	6000	8	50	0,3




PREMIUM

/ TE17AUD – TE12AUD

ROPE-OPERATED INSULATING EXTENSION LADDERS WITH 2 OR 3 SECTIONS

EN 131-1 / EN 131-2 / EN 50528



Advantages

- Rugged and reliable construction: the ladder is assembled by bolting allowing the replacement of rungs and uprights.
- Improved ergonomics through the use of rectangular composite profiles with rounded edges.
- New tri-oval shape rungs.

USE

Ladder for live working below 1000V AC / 1500V DC

TECHNICAL SPECIFICATIONS

Automatically engaging aluminium double-safety rung lock.

Ø 10 mm extension rope, strength 1800 daN.

Anti-slip rubber feet.

Guided by nylon-coated low-friction guides.

Ribbed anti-slip aluminium rungs, tri-oval shape, inclined to have an horizontal foot position.

Anatomic 250 mm distance between rungs making it possible to support the knee and make work safer and more comfortable.

Standard wall wheels make it easier to extend the ladder and protect the fiberglass surface.

The uprights are made of fiberglass/polyester composite material.

The material offers high mechanical performance.

A fiberglass surface finish makes them more efficient and improves UV resistance.

In addition to its insulation qualities, the material is non-rotting and lightweight for user convenience.

The optional V-shaped pole support has an anti-slip rubber profile.

Options	Description
OPE802065	V-shaped pole support with rope for extension ladders with 2 sections
OPE802071	V-shaped pole support with rope for extension ladders with 3 sections
OPE802073	Compensating stabiliser for ladders with 1st section of 70 x 30
OPE802074	Compensating stabiliser for ladders with 1st section of 85 x 30
OPE802143	Compensating stabiliser for ladders with 1st section of 110 x 30
OPE802152	6 m rope for ladders TE17AUD 2,5 m / 3 m / 3,5 m
OPE802153	8 m rope for ladders TE17AUD 4 M / 4,5 M / 5 M and TE12AUD 2,50 M / 3 M / 3,50 M
OPE802154	10 m rope for ladders TE17AUD 5,5 m / 6 m and TE12AUD 4,25 m
OPE802155	12 m rope for ladders TE12AUD 6M
OPE802130	Pair of cleats (rope is mandatory)

Ref.	Number of sections	Number of sections	Intermediate length (m)	Extended length (m)	Number of rungs	1st section	Weight (kg)
TE17AUD 2.50M	2	2,5	N/A	4	2 x 9	70 x 30	14
TE17AUD 3M	2	3	N/A	5	2 x 11	70 x 30	17
TE17AUD 3.50M	2	3,5	N/A	6	2 x 13	70 x 30	20
TE17AUD 4M	2	4	N/A	7	2 x 15	85 x 30	25
TE17AUD 4.50M	2	4,5	N/A	8	2 x 17	85 x 30	32
TE17AUD 5M	2	5	N/A	9	2 x 19	85 x 30	36
TE17AUD 5.50M	2	5,5	N/A	10	2 x 21	85 x 30	42
TE17AUD 6M	2	6	N/A	11	2 x 23	85 x 30	46
TE12AUD 2.50M	3	2,5	4	5,5	3 x 9	85 x 30	22
TE12AUD 3M	3	3	5	7	3 x 11	85 x 30	25,5
TE12AUD 3.50M	3	3,5	6	8,25	3 x 13	85 x 30	30
TE12AUD 4.25M	3	4,25	7,25	10,2	3 x 16	85 x 30	45
TE12AUD 6M	3	6	10	14	3 x 23	102 x 30	90

TOGETHER

#WEARE **PENTASTIC**



FOLLOW US !



@PENTAESP



VALUE

/ TE12VAL TE13VAL TE17VAL TE22VAL

INSULATING EXTENSION LADDERS

APPROVED BY EDF / EN 131-1 / EN 131-2 / EN 50 528

Advantages

- Rugged and reliable construction: the ladder is assembled by bolting, allowing the replacement of rungs and uprights.
- Improved ergonomics through the use of rectangular composite profiles with rounded edges.
- New tri-oval shape rungs.

/ USE

Ladder for live working below 1000V AC / 1500V DC

/ TECHNICAL SPECIFICATIONS

- Ø 10 mm extension rope, strength 1800 daN.
- Guided by nylon-coated low-friction guides.
- Ribbed anti-slip aluminium rungs, Ø 25mm, with anatomic 250 mm distance between rungs making it possible to support the knee and make work safer and more comfortable.
- Standard wall wheels make it easier to extend the ladder and protect the fibreglass surface.
- The uprights are made of glass-polyester composite material. The material offers high mechanical performance.
- A fibreglass surface finish makes them more efficient and improves UV resistance.
- In addition to its insulation qualities, the material is non-rotting and lightweight for user convenience.
- The optional V-shaped pole support has an anti-slip rubber profile.



Option: V-shaped pole support, factory installed



Option : factory fitted cleats, supplied with a halyard rope



Standard wall wheels, factory assembled



Option: compensating stabiliser, factory assembled

/ TE12VAL

ROPE-OPERATED INSULATING EXTENSION LADDERS WITH 3 PLANE ROPE

Options	Description
OPE802144	V-shaped post support with rope for 2-section extension ladders 3m à 6m
OPE802074	Compensating stabiliser for 1st post section 85 x 30 Folded length 3m to 4,50m
OPE802143	Compensating stabiliser for 1st post section 110 x 30 Folded length 6m
OPE802130	Pair of cleats and rope for ladders with a deployed length of 10 m or more
999999	Articulated rubber skid off the stabiliser
OPE802158	Standard wall wheels for ladders 3,75m at 6m
OPE802159	Standard wall wheels for ladders 3m at 3,5m
OPE802153	halyard rope 8m — ladders 3m and 3,5m
OPE802154	halyard rope 10m — ladders 3,75m at 4,50m
OPE802155	halyard rope 12m — ladder 6m

Reference	Folded length (m)	Extended length (m)	Weight (kg)
TE12VAL3M	3	5	28
TE12VAL3,5M	3,5	6	31
TE12VAL3,75M	3,75	6,5	32
TE12VAL4M	4	7	44
TE12VAL4,25M	4,25	7,5	45
TE12VAL4,50M	4,50	8	46
TE12VAL6M	6	11	75



/ TE13VAL

SINGLE INSULATING LADDER FOR LIVE/LOW VOLTAGE WORK

Options	Description
OPE802158	Standard wall wheels
OPE802152	halyard rope 6m
OPE802144	V-shaped post support
OPE802130	Pair of cleats and rope for ladders with a deployed length of 10 m or more
OPE802073	Compensating stabiliser for the 1st upright section of 70 x 30

Reference	Length (m)	Weight (kg)
TE13VAL2M	2	6
TE3VAL2,5M	2,5	7
TE13VAL3M	3	9
TE13VAL3,5M	3,5	10
TE13VAL4M	4	11
TE13VAL5M	5	14

/ TE17VAL

ROPE-OPERATED INSULATING EXTENSION LADDERS WITH 2 PLANE ROPE

Options	Description
OPE802144	V-shaped post support with rope for 2-section extension ladders
OPE802073	Compensating stabiliser for the 1st upright section of 70 x 30 Folded length 3m and 3,5m
OPE802074	Compensating stabiliser for 1st post section 85 x 30 Folded length 4m to 5,75m
OPE802143	Compensating stabiliser for 1st post section 110 x 30 Folded length 7m
OPE802130	Pair of cleats and rope for ladders with a deployed length of 10 m or more
999999	Articulated rubber skid off the stabiliser
OPE802158	Standard wall wheels
OPE802152	halyard rope 6m — ladders 3m and 3,5m
OPE802153	halyard rope 8m — ladders 4m at 5,75m
OPE802154	halyard rope 10m — ladder 7m

Reference	Folded length (m)	Extended length (m)	Weight (kg)
TE17VAL3M	3	5	18
TE17VAL3,5M	3,5	6	19
TE17VAL4M	4	7	25
TE17VAL4,50M	4,50	8	28
TE17VAL4,75M	4,75	8,25	35
TE17VAL5M	5	9	36
TE17VAL5,25M	5,25	9,25	38
TE17VAL5,5M	5,50	10	39
TE17VAL5,75M	5,75	10,25	42
TE17VAL7M	7	12	48

/ TE22VAL

INSULATING EXTENSION LADDER WITH 2 HAND PLANES

Options	Description
OPE802144	V-shaped post support with rope for 2-section extension ladders
OPE802073	Compensating stabiliser for the 1st upright section of 70 x 30
OPE802130	Pair of cleats and rope for ladders
OPE802159	Standard wall wheels
OPE802152	halyard rope 6m

Reference	Folded length (m)	Extended length (m)	Weight (kg)
TE22VAL1,75M	1,75	2,5	10
TE22VAL2M	2	3,25	12
TE22VAL2,50M	2,50	4	15
TE22VAL3M	3	5	17



PREMIUM

/ TE22AUD

MANUALLY-OPERATED
INSULATING EXTENSION LADDER
WITH 2 SECTIONS

EN 131-1 / EN 131-2 / EN 50528



Advantages

- Rugged and reliable construction.
- The rungs and uprights are repairable.
- New tri-oval shape rungs.



/ USE

Ladder for live working below 1000V AC / 1500V DC

/ TECHNICAL SPECIFICATIONS

The uprights are made of pultruded composite material, made up of fibreglass in a polyester matrix. The material offers high mechanical performance. A fibreglass surface finish makes them more efficient and improves UV resistance. In addition to its insulation qualities, the material is non-rotting and lightweight for user convenience. Ribbed anti-slip aluminium rungs, tri-oval shape, inclined to have an horizontal foot position. Anatomic 250 mm distance between rungs making it possible to support the knee and make work safer and more comfortable.

The rungs and uprights are repairable thanks to a patented assembly system (repairs in factory).

Anti-slip rubber feet with a section equal to the uprights (avoids wrenching off).

Standard wall wheels make it easier to extend the ladder and protect the fibreglass surface.

The optional V-shaped pole support is fitted with a rubber cushioning profile.

Reference	Folded length	Extended length	Number of rungs	1 st section	Weight
TE22AUD 2M	2 m	3 m	2 x 7	70 x 30	12 kg
TE22AUD 2.5M	2,5 m	4 m	2 x 9		15 kg
TE22AUD 3M	3 m	5 m	2 x 11		17 kg

Options	Description
OPE802065	V-shaped pole support with rope for extension ladders with 2 sections
OPE802073	Compensating stabiliser for ladders with 1st section of 70 x 30
OPE802130	Pair of cleats (rope is mandatory)
OPE802152	6 m rope for ladders TE17AUD 2,5 m / 3 m / 3,5 m

/ TE18AUD TE20AUD

INSULATING COMBINATION LADDER
WITH 2 OR 3 SECTIONS

EN 131-1 / EN 131-2 / EN 50528



/ USE

Ladder for live working below 1000V AC / 1500V DC

/ TECHNICAL SPECIFICATIONS

Same as for the TE22AUD reference.

1st section : 70 x 26

TE18AUD 2M, TE18AUD 2.50M, TE18AUD 3M : 2 sections

TE20AUD 2M, TE20AUD 2.50M, TE20AUD 3M : 3 sections

Options	Description
OPE802120	V-shaped pole support with rope for extension ladders with 2 sections
OPE802019	V-shaped pole support with rope for extension ladders with 3 sections (2,5 m/3 m)
OPE802081	Pair of cleats (rope is mandatory)
OPE802152	6 m rope for ladders TE17AUD 2,5 m / 3 m / 3,5 m

Ref.	Folded length	Inter-mediate length	Extended length	Number of rungs	Weight
TE18AUD 2M	2 m	N/A	3,25 m	2 x 7	12,5 kg
TE18AUD 2.50M	2,5 m		4,25 m	2 x 9	15 kg
TE18AUD 3M	3 m		5,25 m	2 x 11	17,5 kg
TE20AUD 2M	2 m	3,25 m	4,5 m	3 x 7	17 kg
TE20AUD 2.50M	2,5 m	4 m	5,5 m	3 x 9	21 kg
TE20AUD 3M	3 m	4,75 m	6,25 m	3 x 11	30



/ TE10AUD

DOUBLE ARTICULATED INSULATING LADDER FOR LIVE WORKING
EN 50528 / EN 131

Advantages

- Positioning as a step ladder or as a stand.
- Transport handle with wheels.
- Robust and light construction thanks to ergonomic uprights with rounded edges.
- Automatic or manual compensating stabiliser.
- Ultra-compact for transport in small vehicles.



/ USE

Climbing product for work on live networks below 1000V AC / 1500V DC in confined spaces.

/ TECHNICAL SPECIFICATIONS

Double rung with tri-oval aluminium section, 250 mm pitch, with 0.3 mm deep grooves. Robust and light construction thanks to closed rectangular uprights with rounded edges. Repairable rungs and uprights thanks to the screw connection system. 3 position hinge with automatic locking 35/180°. Carrying handle. Non-slip rubber shoes with wide grooves. Composite profile in orange. V-shaped post support cradle with rubber wear profile.

Reference	Folded length	Extended length	Weight
TE10AUD108M	1,08 m	1,88 m	9,8 kg
TE10AUD135M	1,35 m	2,42 m	11 kg
TE10AUD162M	1,62 m	2,95 m	12,5 kg

Options	Description
OPE802095	Pole support
OPE802096	Pair of cleats (rope is mandatory)
OPE802152	6 m rope for ladders TE17AUD 2,5 m / 3 m / 3,5 m

/ TE13AUD

INSULATING SINGLE LADDERS
EN 50 528 / EN 131



Advantages

- Orange composite profiles
- Robust and reliable construction thanks to rectangular profiles
- Repairable rungs and uprights thanks to the patented connection system
- Anti-slip rubber shoes



/ TECHNICAL SPECIFICATIONS

Aluminium tri-oval rungs, 250mm pitch, with 0.3mm deep grooves. The uprights are made of composites, consisting of glass fibres in a polyester matrix. This is a material with high mechanical performance. A glass fibre veil reinforces their performance and improves UV resistance. In addition to its insulating qualities, this material is rot-proof and very comfortable to use. Composite profiles in orange. Front wheels fitted as standard.

Various accessories are available as options:

- the cleats secure the ladder with a rope before climbing
- V-shaped post support with rubber shock-absorbing profile
- The compensating stabiliser compensates for differences in level.

The mechanism is automatic thanks to 2 cylinders.

Reference	Length	Weight
TE13AUD 2M	2 m	6 kg
TE13AUD 3M	3 m	8,5 kg
TE13AUD 4 M	4 m	11,5 kg

Options	Description
OPE802065	V-shaped pole support with rope for extension ladders with 2 sections
OPE802073	Compensating stabiliser for ladders with 1st section of 70 x 30
OPE802130	Pair of cleats (rope is mandatory)
OPE802152	6 m rope for ladders TE17AUD 2,5 m / 3 m / 3,5 m



PREMIUM



/ TE30AUD

LIGHTWEIGHT ROLLING INDIVIDUAL PLATFORM
EN 131-7

Advantages

- Ergonomics : ergonomic work platform with all regulatory guards: railing, hand rail, under rail, base plate, anti-slip floor etc.
- Weight : portable equipment that uses materials that are both rugged and lightweight.
- Setting up : may be put into use within 3 minutes; it is physically compact to make handling and extension on site easier.
- Stability : innovative and intelligent equipment that can adapt to every terrain.

/ USE

Automatically opening ultra-light model designed to replace stepladders and combination ladders, but with a safe work platform and adjustable legs to adapt to level differences (pavements, steps).

Particularly suited to work at low heights in urban environments.

Three versions are available:

- Folding version for saving storage space
- Ultra-light version for working on flat ground
- Multi-purpose version for adapting to the terrain (two telescopic front extensions and sliding rear surface)

/ TECHNICAL SPECIFICATIONS

Patented platform opening/closing system : the two front legs that offer stability can be opened and positioned in a single movement.
400 x 400 mm floor with openings for better adherence.
Uprights, extensions and work platform made of aluminium.
Adjustable front extensions with a 30-mm pitch.
Integrated transport wheels Ø 175 mm.
Load capacity : 150 kg.

Ref.	Version	Working Height (m)	Platform Height (m)	Number Of Rungs	Adjustment Range	Weight (Kg)
TE30AUD 1.9M	Ultralight	1,75 / 2,45	0,75	3	NO	15
TE30AUD 2.2M	Ultralight	2 / 2,70	1,20	4	NO	17
TE30AUD 2.5M	Ultralight	2,25 / 2,95	1,45	5	NO	18
TE30AUD P1.9M	Polyvalent	1,75 / 2,70	0,75 / 1	3 - 4	0 to 250 mm	18
TE30AUD P2.2M	Polyvalent	2 / 3,20	1 / 1,50	4 - 6	0 to 250 mm	21



/ TE41AUD

LIGHTWEIGHT ROLLING INDIVIDUAL PLATFORM IN FIBREGLASS AND ALUMINIUM
EN 131-7

/ USE

An ultra-lightweight, self-opening model designed to replace stepladders and convertible ladders but incorporating a safe workstation and adjustable legs to accommodate different levels (pavements, stairs).
Particularly suitable for low-level work in urban environments.

/ TECHNICAL SPECIFICATIONS

Patented platform opening/closing system : the two front legs that offer stability can be opened and positioned in a single movement.
420 x 480 mm floor with openings for better adherence.
Pivoting swing gate for a safe and easy access.
Uprights and adjustable legs made of composite fibreglass polyester : non-conductive and nonstaining.
Floor and swing gates made of aluminium.
Flat rungs.
Tool holder injected in the handrail, transport wheels.

Ref.	Number of rungs	Platform height (m)	Working height (m)	Dimensions (m)	Weight (kg)
TE41AUD1,86M	2	0,50	1,50 / 2,20	1,86 x 0,75 x 0,22	12
TE41AUD2,14M	3	0,75	1,75 / 2,45	2,14 x 0,75 x 0,22	13
TE41AUD2,42M	7	1	2 / 2,7	2,42 x 0,75 x 0,22	14



ESSENTIAL



/ TE32

INSULATED STEPLADDER

EN 131 / EN 50528 / BS 2037 CLASS 1

/ USE

« Full-safety » stepladder with ultra-strong fibreglass stiles, insulated from low and medium voltages.

/ TECHNICAL SPECIFICATIONS

Fibreglass stiles : electrical protection against low and medium voltages up to 10 000V.

Ribbed 80-mm anti-slip steps with 230 mm spacing.

Stand larger than the climbing section. Anti finger-pinching articulation.

Retractable large-capacity tool holder. Cast aluminium platform : 250 x 250 mm
Anti-slip pads.
Max. working load : 150 kg.
Repairs in the factory after acceptance of the quotation.

Ref.	Number of rungs	Platform height (m)	Folded height (m)	Work amplitude (m)	Spacing (m)	Spacing (m)	Dimensions (mm)	Weight (kg)
TE32 3M	3	0,69	1,45	2,58	0,52	0,71	1 390 x 500 x 80	5,9
TE32 4M	4	0,92	1,70	2,81	0,55	0,87	1 640 x 530 x 80	6,9
TE32 5M	5	1,15	1,95	3,04	0,57	1,03	1 890 x 550 x 80	8
TE32 6M	6	1,38	2,20	3,27	0,60	1,20	2 140 x 580 x 80	9,4
TE32 7M	7	1,61	2,45	3,50	0,63	1,37	2 390 x 600 x 80	11

ESSENTIAL



/ LV LADDER KIT

LOW VOLTAGE SPLICED LADDER KIT

/ USE

For Low Voltage Live Working.
For climbing on poles, regardless of the height.
Positions line workers safely.

/ TECHNICAL SPECIFICATIONS

FibKit made up of:

- Aluminium base with adjustable feet for adapting to ground irregularities (Ref. EB)
- Aluminium intermediate elements (Ref. EM)
- Insulating intermediate elements to keep the lineworker safe in the work area (Ref. EI)

Ref.	Description	Weight (kg)	Number of rungs
EB210	Metal Base element 2.10 m with adjustable feet + 2 cradles with straps	7	7
EB300	Metal base element 3.00 m with adjustable feet + 2 cradles with straps	9	10
EM300	Metal intermediate element 3.00 m with adjustable feet + 2 cradles with straps	8	10
EM210	Metal intermediate element 2.10 m with adjustable feet + 2 cradles with straps	6	7
EI20	Insulating intermediate element 1.20 m + 1 cradle with strap	7,4	4
EI210	Insulating intermediate element 1.20 m + 1 cradle with strap	4,7	7
EI300	Insulating intermediate element 1.20 m + 1 cradle with strap	9,5	10

ESSENTIAL



/ MV LADDER KIT

MIDDLE VOLTAGE SPLICED LADDER KIT

/ USE

For Middle Voltage Live Working.
For climbing on poles, regardless of their height.
Positions line workers safely.

/ TECHNICAL SPECIFICATIONS

FibKit made up of:

- Aluminium base with adjustable feet for adapting to ground irregularities (Ref. EB)
- Aluminium intermediate elements (Ref. EM)
- Insulating intermediate elements to keep the lineworker safe in the work area (Ref. EI)

Ref.	Description	Weight (kg)	Number of rungs
EB210	Metal Base element 2.10 m with adjustable feet + 2 cradles with straps	7	7
EB300	Metal base element 3.00 m with adjustable feet + 2 cradles with straps	9	10
EM300	Metal intermediate element 3.00 m with adjustable feet + 2 cradles with straps	8	10
EM210	Metal intermediate element 2.10 m with adjustable feet + 2 cradles with straps	6	7
EI20	Insulating intermediate element 1.20 m + 1 cradle with strap	7,4	4
EI210	Insulating intermediate element 1.20 m + 1 cradle with strap	4,7	7
EI300	Insulating intermediate element 1.20 m + 1 cradle with strap	9,5	10



VALUE



/ K37218188

CRADLE KIT FOR LV AND MV SPLICED LADDERS

/ USE

The cradle kit is designed to be fitted on spliced ladders, type ESE120, ESE210, ESE300, EI120, EI210 and EI300.

/ TECHNICAL SPECIFICATIONS

The kit includes the following :

- a cradle made of synthetic material.
- 4 struts.
- 4 fastening bolts with nuts and washers.

Supplied in a transparent nylon bag.

Ref.	Dimensions (mm)	Weight (kg)
K37218188	320 x 200 x 60	367

VALUE



/ K37238373

STRAP KIT FOR LV AND MV SPLICED LADDERS

/ USE

The strap kit is designed to be fitted on ESE120, ESE210, ESE300, EI120, EI210 and EI300 type spliced ladders.

/ TECHNICAL SPECIFICATIONS

The kit includes the following :

- a short strap with a hook, 300 mm long
- a long strap with a ratchet load binder, 1200 mm long

The straps are always placed above the rung located at the level of the cradle.

Supplied in a transparent nylon bag.

Ref.	Weight (kg)
K37218188	380

ESSENTIAL



/ E17NM

ALUMINIUM HOOK LADDER

/ USE

Straight ladder for linemen, with a pair of hooks and safety chains. The hooks fixed to the ladder uprights are also held by a steel cable going through the entire length of the uprights. This new system offers full safety. Vertical or horizontal use.

/ TECHNICAL SPECIFICATIONS

High-strength rectangular tube uprights.

Ø 26 mm rungs, serrated, anti-slip.

Rung distance: 25 cm.

Ø 35 mm hooks

Hanging Ø : 250 mm.

Strength : 390 kg.

Safe working load : 150 kg max.

On request, we can supply ladders in 5 and 6 meters.

Please contact us for replacement chains

Ref.	Height (m)	Width (cm)	Uprights section	Dimensions	Weight (kg)
E17NM 2	2	38	80 x 27 mm	2000 x 380 x 330 mm	8
E17NM 3	3	38	80 x 27 mm	3000 x 380 x 330 mm	11
E17NM 4	4	38	94 x 27 mm	4000 x 380 x 330 mm	13



PREMIUM

/ D2001 OUR SELECTION

CLIMBERS FOR RECTANGULAR CONCRETE POLES
IN COMPLIANCE WITH EDF
TECHNICAL SPECIFICATION SPS
B312



/ USE

Used with an operating rope, the tightening hand allows to grasp, fix and remove insulated aerial bundled connectors, or to modify its mechanical stress.

/ TECHNICAL SPECIFICATIONS

Clamping hand consisting of :
- a C-shaped insulating body
- a screw with a metal ring protected against corrosion
- 5mm Ø synthetic fibre rope handle in blue/black

Ref.	Capacity	Cable	WLL (daN)	Dimensions (mm)	Weight (g)
TM05N	11 to 23 mm	Up to 4 x 25 mm ²	80 (pull on the loop)	160 x 100 x 60 mm	300

ESSENTIAL

/ G20 OUR SELECTION

CLIMBING IRONS FOR WOODEN POLES
IN COMPLIANCE WITH EDF
TECHNICAL SPECIFICATION SPS B311



Advantages

- Conforms to S71-012 standard.
- Gaffs set in the mass, forged and hardened.
- Hand-sewn and riveted straps.

/ USE

Climbers for wooden poles.
Application for power line networks.

/ TECHNICAL SPECIFICATIONS

Forged and treated special steel.
Stability without deformation 400kg/climbing irons.
Drawn and hollowed out soles (2 oblong holes).

Chrome-plated leather straps, hand-sewn and riveted. The replacement of the straps can only be done in an authorized workshop (hand sewing).

Ref.	Opening	Number of gaffs	Dimensions	Weight (g)
G20 24	24 cm	7	385 x 195 x 95 mm	2,6
G20 26	26 cm	8	420 x 220 x 100 mm	2,9
G20 32	32 cm	8	490 x 250 x 100 mm	3,6
G20 35	35 cm	8	515 x 230 x 240 mm	3,6



VALUE



/ G21

CLIMBING IRONS FOR WOODEN POLES

/ USE

Climbing irons designed especially for electricity companies and contractors.

/ TECHNICAL SPECIFICATIONS

Forged special steel.

Gaffs set in the mass.

Chrome-plated leather straps passing directly around the shaft.

Ref.	Number of gaffs	Dimensions	Weight (kg)
G21 25	6	370 x 200 x 170 mm	2,7
G21 30	6	370 x 200 x 170 mm	3
G21 35	6	370 x 200 x 170 mm	3,2

Spare parts	Description
G21 25	Set of leather straps + rivets for G21 climbing irons



/ G24

CLIMBING IRONS FOR WOODEN POLES

APPROVED BY FRANCE TELECOM CONFORMS TO S71-012 STANDARD

Advantages

- Gaffs set in the mass, forged and hardened.
- Removable straps.

/ USE

Climbing irons for wooden poles. France Telecom applications.

/ TECHNICAL SPECIFICATIONS

Forged and treated special steel.

Stability without deformation 400kg/climbing iron.

Drawn and hollowed out soles (diamond).

Riveted 1st choice chrome leather straps.

Spare parts	Description
G21 25	Set of leather straps + rivets for G21 climbing irons

Please contact us for irons with riveted belts.

Ref.	Opening	Number of gaffs	Dimensions	Weight (kg)
G24 24	24 cm	7	390 x 190 x 175 mm	2,7
G24 30	30 cm	7	425 x 230 x 175 mm	3
G24 35	35 cm	7	495 x 260 x 180 mm	3,2



/ G22

CLIMBING IRONS FOR METAL POLES AND METAL PROFILES

Advantages

- Jaw opening adjustable from 5 to 20 mm.
- Jaws equipped with rubber pads to prevent damage to coatings.

USE

Climbing irons for metal poles and metal profiles.

TECHNICAL SPECIFICATIONS

Forged special steel. Interchangeable rubber pads.
Chrome-plated 1st choice leather straps.

Spare parts	Description
G22B	Set of 4 replacement rubber pads for G22F and G22L
G225F	Set of leather straps for G22F
G225L	Set of leather straps for G22L

Ref.	Version		Dimensions	Weight (kg)
G22F	Positioning at the front of the profile	5-20 mm	235 x 110 x 80 mm	3,7
G22L	Positioning on the side of the profile	5-20 mm	300 x 120 x 80 mm	4,8



/ G23

CLIMBING IRONS FOR ROUND OR HEXAGONAL POLES

Advantages

- Opening 18 cm.
- Rubber protection to prevent damage to the coverings.

USE

Climbing irons specially designed for climbing metal, cement or wooden poles. Can be used on hexagonal, truncated cone and cylindrical poles.

TECHNICAL SPECIFICATIONS

Painted steel climbing irons.
Interchangeable pads and rubber tubes.
Chrome-plated leather belts.

Ref.	Opening	Dimensions	Weight (kg)
G23	18 cm	360 x 220 x 180 mm	4

Spare parts	Description
G23A	Set of 2 replacement rubber pads for G23
G23B	Set of 2 replacement rubber tubes for G23



/ G25

ADJUSTABLE CLIMBERS FOR ROUND POLES

Advantages

- Adjustable opening during ascent.
- Rubber protection to prevent damage to the coverings.

USE

Iron climbers specially designed for climbing truncated cone or cylindrical poles, metal or concrete poles.

TECHNICAL SPECIFICATIONS

Body in aluminium and shaft in special treated steel.
Rubber glides and grooved tubes. Leather straps.

Ref.	Opening	Dimensions	Weight (kg)
G25D14-30	14 to 30 cm	360 x 220 x 180 mm	7,1
G25D16-33	16 to 33 cm		7,1
G25D26-40	26 to 40 cm		7,4
G25D28-46	28 to 46 cm		7,7

Spare parts	Description
G25A	Set of 2 rubber pads for G25
G25B	Set of 2 rubber tubes for G25



/ G26

CLIMBING IRONS FOR PRUNERS

Advantages

- Interchangeable machined gaff.
- Lateral and tibial protection in natural leather.

USE

Designed to climb on trees and poles of different diameters.

TECHNICAL SPECIFICATIONS

Zinc-plated forged steel. Stem height 42 cm.
Length of spikes: 5 cm. Chrome-plated leather straps.

Ref.	Dimensions (mm)	Weight (kg)
G26	440 x 150 x 100 mm	2,7



/ TP73

PLATFORM FOR WORKING AT HEIGHT

Advantages

- Quick attachment to all round or rectangular posts.
- Strap clamp that absorbs jolts and allows fixing in different positions.
- Lightweight alloy construction.

USE

Quick attachment to all poles for work at height:

- Round 150 to 300 mm
- Rectangular 200 to 400 mm sides

TECHNICAL SPECIFICATIONS

Platform secured by ratchet strap. Strap protected by a sleeve. Working area: 1000 x 356 mm. Weight 10kg allows for mounting with service rope. Sturdy welded aluminium construction with rivets. Retaining plinths to secure equipment and position technician's feet.

Ref.	Working load	Dimensions (mm)	Weight (kg)
TP73	100 kg max	1 000 x 356 x 310	10



/ TC12

POSITIONING FOOT-REST FOR CONCRETE POLES

IN COMPLIANCE WITH EDF TECHNICAL SPECIFICATION SPS B223

Advantages

- Steel protected against corrosion.
- Designed for use on standard poles.

USE

Foot-rest for positioning a climber on a concrete pole.

- Max pole width : 340 mm.
- The technician must be secured to the concrete pole.

TECHNICAL SPECIFICATIONS

Ø14mm steel rod with fixed bracket at 1 end. Mobile bracket with spring loaded pin for longitudinal positioning according to the width of the post. Captive chain to connect the 2 components. Anti-slip stirrups in ribbed sheet metal.

Ref.	Working load	Weight (kg)
TC12 14	150 kg max.	2,4



PREMIUM

/ LWA146 **OUR SELECTION**

POSITIONING GIRDER

Advantages

- Specially designed to work with 1 or 2 technicians (1 on each side of the pole).
- Allows to work directly on the armament or at a distance during live work.
- Very light aluminium alloy beam.



/ USE

The girder allows 2 operators to position themselves at height on a concrete pole. The technician must be secured to the pole.

/ TECHNICAL SPECIFICATIONS

Beam secured by ratchet strap. Sturdy welded aluminium alloy beam.

Ref.	Working load	Dimensions (m)	Weight (kg)
LWA146C	265 daN max	1,6 x 0,5 x 0,1 m	9,8
LWA146	265 daN max	2,0 x 0,5 x 0,1 m	10,8

ESSENTIAL

/ POTAMAR **OUR SELECTION**

GUYING SYSTEM FOR WOODEN POLES
COMPLIANCE WITH EDF/GDF
SPS A54 SPECIFICATION

Advantages

- Quick opening and closing system of the jaws.
- Universal joint for attaching the control rod to a rope.
- System for keeping the operating rod in line with the axis.
- High performance aluminium alloy - significant weight reduction.



/ USE

A device used to ensure the stability of a wooden pole prior to interventions on the pole either for repair, connection or temporary anchoring after an accident.

/ TECHNICAL SPECIFICATIONS

- The guy-wire device consists of :
- 1 clamp with 2 jaws: Articulated parallelogram type with quick tightening and loosening and including a universal joint.
 - 6 interlocking aluminium alloy tubes, each about 1m long, which form the control rod.
 - 3 guy ropes, each consisting of a Ø12mm rope, 10m long, with carabiner.
 - 3 anchor poles of 0.9m in galvanised steel.

Ref.	Description	Weight (kg)
POTAMAR	Guying system for wooden poles	20,50


Device delivered with 2 covers: one for the clamp and the ropes and another for the tubes and the stakes.



PREMIUM

/ KOALA INNOVATION

ROPE-OPERATED INSULATING EXTENSION LADDERS WITH 2 OR 3 SECTIONS
EN 131-1 / EN 131-2 / EN 50528



Advantages

- Lightweight structure made of aluminium alloy and steel.
- Can be used on poles: wood, steel, concrete.
- Can be used even with conduits along the pole. Can also be used to bypass obstacles on the pole.
- The guy ropes are made of flat textile webbing.
- Tensioners equipped with torque limiters to ensure a balance of the 3 tensions of the guy wires.

/ USE

Application for overhead power line networks on poles up to 12m high.
Device ensuring the stability of the poles during interventions: a repair, a connection or in temporary anchoring.
To be installed before climbing the pole.

/ TECHNICAL SPECIFICATIONS

Grip capacity 200mm, weight of clamp + pole set < 10kg.
Ratchet and disengageable tensioners.
1000V insulated interlocking poles. 120° shroud positioning jig.
Suitable for poles with horizontal traction up to 200kg.
Tested and resistant to extreme loads : 817 kg horizontal tension + 578 kg vertical tension, applied simultaneously.

Ref.	Tightening capacity	Height (m)	Length of guy wires (m)	Weight (kg)
KOALA	10 to 20 cm	Stick 8,40 m	Straps 20 m	25

Options	Description
KL-PK20	Koala Clamp with DIN clamp + 2 shackles
KL-PL084D	Lifting stick: 1 upper element with insulated DIN end cap + 6 plug-in elements
KL-SH20	20m orange single loop guy strap on reel + 1 carabiner
KL-SH07	7m red double loop guy strap on reel + 1 carabiner
KL-SH13	13m red single loop guy strap on reel + 1 carabiner
KL-PA	Galvanised anchor stake
KL-TC	Ratchet strap tensioner
KL-CS	Torque limiting spanner
KL-EP	Anchor stake puller
KL-GP	3x120° positioning template
KL-SL	Reinforced bag for sticks, stakes and accessories
KL-SD	Backpack for Koala clamp and accessories





VALUE

/ MC40 OUR SELECTIONMANUAL HYDRAULIC
CABLE CUTTER Ø 40 MM**Advantages**

- Reinforced blades for longer life.
- Identical and replaceable blades and counter-blades.
- 2-speed tool: Fast advance / High pressure.

/ USE

Guillotine type hydraulic cable cutter for copper, aluminium or steel cables with a maximum diameter of 40 mm.

/ TECHNICAL SPECIFICATIONS

Very powerful tool with 8.8 t shearing force. Safe opening and closing cutting head, rotatable to 340°. Automatic release with audible «click» in case of overpressure. Piston return by turning the handle and closing. Delivered in a canvas bag.

Ref.	Force	Max. passage	Cables	Dimensions (mm)	Weight (kg)
MC40	88 kN	Ø 40 mm	Steel / Copper / Alu	645 x 85 x 165	5,9

**/ MC55**

MANUAL HYDRAULIC CABLE CUTTER Ø 55 MM

Advantages

- New counter blade that reduces the deformation of the cable when cutting.
- 2-speed tool: Fast advance / High pressure.
- Ergonomic handle.

/ USE

Guillotine type hydraulic cable cutter for copper or aluminium cables up to 55 mm diameter.

/ TECHNICAL SPECIFICATIONS

Quick opening and closing head, rotatable 180°. Automatic release with audible «click» in the event of overload. Piston return by release trigger placed on the moveable handle. Tool delivered in canvas bag.

MAX. CUTTING CAPACITIES

* Other dimensions and cables to be approved with tests.

	TYPE OF CABLES	MAX. HARDNESS	SECTIONS	MAX. Ø OF CUT *
CABLES	Copper leaded cables		4 x 168 mm ² or 6.30 mm ² / mm ²	Ø 51 mm
	Underground aluminium Respirable cables		3 x 240 + 1 x 96 mm ²	Ø 35 mm
BARs	Round annealed copper	< 20 daN/mm ²		Ø 10 - 18 mm
	Round annealed aluminium (A5)	< 16 daN/mm ²		Ø 20 - 25 mm

Ref.	Force	Max. passage	Cables	Dimensions (mm)	Weight (kg)
MC55	43 kN	Ø 55 mm	Copper/Alu	560 x 55 x 140	3,7



/ MC85

MANUAL HYDRAULIC CABLE CUTTER Ø 85 MM

Advantages

- New counter blade that reduces the deformation of the cable when cutting.
- 2 speed tool: Fast advance / High pressure.

/ USE

Hydraulic guillotine type cable cutter for copper or aluminium cables up to 85 mm diameter. Particularly suitable for cutting insulated underground cables.

/ TECHNICAL SPECIFICATIONS

Two speed hydraulic system, reducing the number of pump strokes. Safe opening and closing of the cutting head, rotatable by 180°. Automatic release with audible «click» in case of overpressure. Return of the piston by means of a discharge lever by turning the mobile handle and closing. Tool delivered in canvas bag.

MAX. CUTTING CAPACITIES

TYPE OF CABLES	MAX. Ø OF CUT *
UNDERGROUND INSULATED ALUMINUM CABLES	3 x 240 mm ² + 1 x 95 mm ²
COPPER CABLES	630 mm ²
TELEPHONE CABLES	Ø 85 mm

* Other dimensions and cables to be approved with tests.

Ref.	Force	Max. passage	Cables	Dimensions (mm)	Weight (kg)
MC85	55 kN	Ø 85 mm	Copper / Alu	745 x 72 x 190	7,6



/ XC25W

HYDRAULIC CUTTING HEAD Ø 25 MM

Advantages

- New reinforced blades for longer life.
- Identical and replaceable blades and counter-blades.

/ USE

Guillotine type hydraulic cable cutter for copper, aluminium or steel cables with a maximum diameter of 25 mm.

/ TECHNICAL SPECIFICATIONS

Reinforced cutting head in the clevis and closing lock. Quick opening and closing. The tool is supplied with its own hydraulic nipple, which can be connected to the 700 bar hydraulic hoses and pumps available in the catalogue.

TYPE OF CABLES

MULTI-STRAND CABLES	7 x 19 strands - steel
	7 x 37 strands - steel
ELECTRICAL CABLES	Bare - copper/aluminium
	Rigid multi-strand - copper/aluminium
	Semi-rigid multi-strand - copper/aluminium
ROUND BARS	Copper
	Hard copper
	Aluminium
	Mild steel
	Medium hard steel
INSULATED CABLES	Depends on the thickness of insulation
	Stainless steel

* Other dimensions and cables to be approved with tests.

MAX. HARDNESS

100 > 130 daN/mm ²
130 > 145 daN/mm ²

MAX. CUTTING Ø *

100 > 130 daN/mm ²	Ø 15 > 16 mm
130 > 145 daN/mm ²	Ø 17 > 13 mm
	300 mm ²
	Ø 20 > 22 mm
< 20 daN/mm ²	Ø 20 > 22 mm
20 > 25 daN/mm ²	Ø 15 > 16 mm
< 30 daN/mm ²	Ø 20 > 25 mm
42 > 45 daN/mm ²	Ø 12 > 14 mm
50 > 70 daN/mm ²	Ø 10 mm
	150 > 200 mm ²
< 150 daN/mm ²	Ø 8 > 10 mm

Ref.	Force	Max. passage	Cables	Dimensions (mm)	Weight (kg)	Ref. series 115	Ref. series 117	Ref. series EDF
XC25W	55 kN	Ø 25 mm	Steel / Copper / Alu	215 x 52 x 90	2,4	XC25W-5	XC25W-7	XC25W-E



/ XC40W
HYDRAULIC CUTTING HEAD Ø 40 MM

Advantages

- Reinforced blades for longer life.
- Identical and replaceable blades and counter-blades.

/ USE

Guillotine type hydraulic cable cutter for copper, aluminium or steel cables with a maximum diameter of 40 mm.

/ TECHNICAL SPECIFICATIONS

Very powerful tool with 8.8 t shearing force. Cutting head with safe opening and closing. The tool is supplied with its own hydraulic nipple, which can be connected to the 700 bar hydraulic hoses and pumps available in the catalogue.

	TYPE OF CABLES	MAX. HARDNESS	MAX. Ø OF CUT (mm) *
CABLES	Copper	< 80 daN/mm ²	27-32 (630 mm ²)
	Aluminium	< 20 daN/mm ²	Ø 40
	Hard copper	< 34 daN/mm ²	Ø 40
	Steel	< 180 daN/mm ²	7 x Ø 2.0 - Ø 3.0 15 x Ø 2.1 - Ø 3.0 25 x Ø 2.3 - Ø 3.0
	Aluminium cables	< 100 daN/mm ²	Ø 18 (cables 2x120x300)
BARS	Steel	< 50 daN/mm ²	Ø 18
	Aluminium	< 40 daN/mm ²	Ø 20
	Copper	< 35 daN/mm ²	Ø 30
	Aluminium	< 25 daN/mm ²	Ø 30
	Aluminium	< 18 daN/mm ²	Ø 40

* Other dimensions and cables to be approved with tests.

Ref.	Force	Max. passage	Cables	Dimensions (mm)	Weight (kg)	Ref. series 115	Ref. series 117	Ref. series EDF
XC40W	88 kN	Ø 40 mm	Steel / Copper / Alu	285 x 85 x 105	4,3	XC40W-5	XC40W-7	XC40W-E



/ XC55N
HYDRAULIC CUTTING HEAD Ø 55 MM

Advantages

- New counter blade that reduces the deformation of the cable when cutting.

/ USE

Guillotine type hydraulic cable cutter for copper or aluminium cables up to 55 mm diameter.

/ TECHNICAL SPECIFICATIONS

Quick opening and closing. The tool is supplied with its own hydraulic nipple, which can be connected to the 700 bar hydraulic hoses and pumps available in the catalogue.

MAX. CUTTING CAPACITIES

* Other dimensions and cables to be approved with tests.

	TYPE OF CABLES	MAX. HARDNESS	SECTIONS	MAX. Ø OF CUT *
CABLES	Copper leads cables		4 x 185 mm ² or 630 mm ² max.	
	Underground aluminium		3 x 240 + 1 x 95 mm ²	Ø 51 mm
	Telephone cables			Ø 55 mm
BARS	Round annealed copper	< 20 daN/mm ²		Ø 16 - 18 mm
	Round annealed aluminium (A5)	< 16 daN/mm ²		Ø 20 - 25 mm

Ref.	Force	Max. passage	Cables	Dimensions (mm)	Weight (kg)	Ref. series 115	Ref. series 117	Ref. series EDF
XC55N	43 kN	Ø 55 mm	Copper / Alu	300 x 55 x 110	3	XC55N-5	XC55N-7	XC55N-E



/ XC55N

HYDRAULIC CUTTING HEAD Ø 85 MM

Advantages

- New counter blade that reduces the deformation of the cable when cutting.

/ USE

Compact hydraulic cable cutter, guillotine type, for copper or aluminium cables with a maximum diameter of 85 mm.

/ TECHNICAL SPECIFICATIONS

Cutting head with secure opening and closing.
Blade and counter-blade with tapered profiles.

The tool is supplied with its own hydraulic nipple, which can be connected to the 700 bar hydraulic hoses and pumps available in the catalogue.

TYPE OF CABLES	MAX. Ø OF CUT *
UNDERGROUND INSULATED ALUMINUM CABLES	3 x 240 mm ² + 1 x 95 mm ²
	1 x 630 mm ² > 800 mm ²
COPPER CABLES	630 mm ²
TELEPHONE CABLES	Ø 85 mm

* Other dimensions and cables to be approved with tests.

Ref.	Force	Max. passage	Cables	Dimensions (mm)	Weight (kg)	Ref. series 115	Ref. series 117	Ref. series EDF
XC85N	55 kN	Ø 85 mm	Copper / Alu	395 x 80 x 170	6,2	XC85N-5	XC85N-7	XC85N-E



/ XC100S-5

HYDRAULIC CUTTING HEAD Ø 100 MM

/ USE

The XC100S-5 cable cutter head connects to a 700 bar hydraulic pump or unit, via hose and high pressure couplings.

/ TECHNICAL SPECIFICATIONS

Quick opening and closing.

Control and maintenance service: 1 year or 10,000 cycles.

Ref.	Force	Max. passage	Cables	Dimensions (mm)	Weight (kg)
XC100S-5	130 kN	Ø 120 mm	Copper - Alu - flat wire - round wire	215 x 52 x 90	2,4



/ XC120W-5

HYDRAULIC CUTTING HEAD Ø 120 MM

/ USE

The XC120W-5 cable cutter head connects to a 700 bar hydraulic pump or unit, via hose and high pressure couplings.

/ TECHNICAL SPECIFICATIONS

Quick opening and closing.

Control and maintenance service: 1 year or 10,000 cycles.

Ref.	Force	Max. passage	Cables	Dimensions (mm)	Weight (kg)
XC100S-5	130 kN	Ø 120 mm	Copper - Alu - flat wire - round wire	215 x 52 x 90	2,4



/ BLC25

18V BATTERY OPERATED HYDRAULIC CABLE CUTTER Ø 25 MM

Advantages

- New reinforced blades for longer life.
- Ergonomic and lightweight design for one-handed cutting.
- Dual trigger control: advance, hold, retract.
- Sturdy shell with non-slip coating.

/ USE

Compact electro-hydraulic guillotine type cable cutter for copper, aluminium or steel cables up to 25 mm diameter.

/ TECHNICAL SPECIFICATIONS

Reinforced cutting head in the clevis and closing lock.

Quick opening and closing, 180° rotation.

LED lighting on the front of the tool.

Lightweight 18V Li-Ion 2Ah battery with charge indicator.

Delivered in plastic case with 1 battery and 1 charger.

Accessories	Description
AB18LI200	18V Li-Ion 2 Ah battery with power load indicator
AC18220	Charger 220V AC European plug

	TYPE OF CABLES	MAX. HARDNESS	MAX. CUTTING Ø *
MULTI-STRAND CABLES	7 x 19 strands - steel	100 > 120 daN/mm ²	Ø 15 > 16 mm
	7 x 37 strands - steel	130 > 145 daN/mm ²	Ø 12 > 13 mm
ELECTRICAL CABLES	Bare - copper/aluminium		300 mm ²
	Rigid multi-strand - copper/aluminium		Ø 20 > 22 mm
	Semi-rigid multi-strand - copper/aluminium		
ROUND BARS	Copper	< 20 daN/mm ²	Ø 20 > 22 mm
	Hard copper	20 > 28 daN/mm ²	Ø 15 > 18 mm
	Aluminium	< 20 daN/mm ²	Ø 20 > 25 mm
	Mild steel	42 > 45 daN/mm ²	Ø 12 > 14 mm
	Medium hard steel	50 > 70 daN/mm ²	Ø 10 mm
INSULATED CABLES	Depends on the thickness of insulation		150 > 240 mm ²
	Stainless steel	< 150 daN/mm ²	Ø 8 > 10 mm

* Other dimensions and cables to be approved with tests.

Ref.	Force	Max. passage	Cables	Battery	Dimensions (mm)	Weight (kg)
BLC25	55 kN	Ø 25 mm	Steel / Copper / Alu	18 V - 2 Ah	128 x 75 x 400	3,3



/ BC40

18V BATTERY OPERATED HYDRAULIC CABLE CUTTER Ø 40 MM

Advantages

- Reinforced blades for longer life.
- 2-speed tool: Fast advance / High pressure.
- Tilting and locking double trigger control.
- Communicating IntelLED system and work area lighting.
- Sturdy, non-slip coated shell.

/ USE

Compact electro-hydraulic guillotine type cable cutter for copper, aluminium or steel cables up to 40 mm diameter.

/ TECHNICAL SPECIFICATIONS

Cutting head with safe opening and closing, 180° rotation. Identical and replaceable blades and counterblades. Hanging ring for shoulder strap. 18V Li-Ion 5Ah battery with charge indicator. Delivered in a plastic case with 2 batteries and 1 charger.

	TYPE OF CABLES	MAX. HARDNESS	MAX. Ø OF CUT (mm) *
CABLES	Copper	< 40 daN/mm ²	Ø 30 (Ø 30 max)
	Aluminum	< 20 daN/mm ²	Ø 40
	High copper	< 34 daN/mm ²	Ø 30
	Steel	< 161 daN/mm ²	7 x Ø 2,7 (+ Ø 3,0) 10 x Ø 2,1 (+ Ø 2,2) 10 x Ø 2,3 (+ Ø 2,4)
BARS	Steel	< 40 daN/mm ²	Ø 7,5
	Aluminum	< 40 daN/mm ²	Ø 2,0
	Copper	< 35 daN/mm ²	Ø 3,0
	Aluminum	< 16 daN/mm ²	Ø 4,0

* Other dimensions and cables to be approved with tests.

Accessories	Description
AB18LI500	18V Li-Ion battery 5Ah with power load indicator
AC18220	Charger 220V AC European plug

Ref.	Force	Max. passage	Cables	Battery	Dimensions (mm)	Weight (kg)
BC40	88 kN	Ø 40 mm	Steel / Copper / Alu	18 V - 5,0 Ah	480 x 85 x 325	7,4



/ BC55

18V BATTERY OPERATED HYDRAULIC CABLE CUTTER Ø 55 MM

Advantages

- New counterblade that reduces the deformation of the cable when cutting.
- 2-speed tool: Fast advance / High pressure.
- Tilting and locking double trigger control.
- IntelLED communication system and work area lighting.
- Very robust shell with anti-slip coating.

/ USE

Hydraulic cable cutter on 18V battery for cables with maximum diameter of 55 mm. Do not use this tool on live cables.

Accessories	Description
AB18LI500	18V Li-Ion battery 5Ah with power load indicator
AC18220	Charger 220V AC European plug

/ TECHNICAL SPECIFICATIONS

Quick opening and closing cutting head, 270° rotation. Blade and counterblade with tapered profiles. Hanging ring for shoulder strap. 18V Li-Ion 5Ah battery with charge indicator. Delivered in a plastic case with 2 batteries and 1 charger.

MAX. CUTTING CAPACITIES

* Other dimensions and cables to be approved with tests.

	TYPE OF CABLES	MAX. HARDNESS	SECTIONS	MAX. Ø OF CUT *
CABLES	Copper leads cables		4 x 165 mm ² or 630 mm ² max.	
	Underground aluminum		3 x 240 + 1 x 95 mm ²	Ø 51 mm
	Telephone cables			Ø 55 mm
BARS	Round annealed copper	< 20 daN/mm ²		Ø 16 - 18 mm
	Round annealed aluminum (A5)	< 16 daN/mm ²		Ø 20 - 25 mm

Ref.	Force	Max. passage	Cables	Battery	Dimensions (mm)	Weight (kg)
BC55	43 kN	Ø 55 mm	Copper / Alu	18 V - 5,0 Ah	500 x 75 x 335	6,4



OUTILS DE SERTISSAGE PAR CAPACITÉS

Presse mécanique	P126	P125	PFCU6-50	PFCU6-120	PBG03	
Presse à batterie						BLP36
Presse hydraulique manuelle						MP36
Presse hydraulique 700bars						
Outils de sertissage						
Force	26kN				50kN	35kN

Applications	Type de connecteur	Type de matrices	E140 intégré	Poinçon + barillet	2 barillets	2 barillets	W50	D36
Industriels Cu & Al	NF C20-130 Hexagonal : CTXCTCULMJ				6 - 50 mm ²	6 - 120 mm ²		4 - 150 mm ²
	NF C20-130 Pointonnage : CTXCTCUJMJ			6 - 70 mm ²				10 - 95 mm ²
	NF C63-061 Bimétal Cu/Al : ACKJCAU		35-50 mm ² E140					35 - 120 mm ² E140 - E173
	Cosses forgées : IHJ							
	Cosses forte intensité : HUR,DPD7							16 - 150 mm ²
Réseaux BT isolés	Prémolis : MJPB, CPTA, ERP		6-35 mm ² E140					6 - 150 mm ² E140 - E215
	Manchons : MJPAS, JASAR							
	Manchons : MJTAS, XNBS							50 - 150 mm ² E215
Réseaux BT-HTA nus	Conducteurs Alimélec : JL, ABT, CBO							34,4 - 93,3 mm ² E120 - E173
	Conducteurs Alu/Acier : JAR, ADAR							
	Conducteurs Cuivre : JU							7,07 - 146 mm ² E54 - E215
Réseaux souterrains	NF C33-090 Poinçon, profond étagé : CA, XCX, RA, XH							
	Mise au rond : Cu & Al							10 - 120 mm ²
Circuits de terre	Connecteurs C : CC, RCC						C16 - C35 mm ²	C6 - C16 mm ²
	Cosses : COCT							
Industriels DIN Cu & Al	DIN 40803 Cosses : Cu							4 - 150 mm ² K4 - K22
	DIN 40803 Cosses : Al							25 - 120 mm ² K4 - K22



P128	BLP55, BPE55	BLP62, BPE62	BP80	BP13026, BP13038	BP130				
	MP55	MP62	MP80	MP13026, MP13038	MPU130				
				XP13026, XP13038	XPU130	XPU210, XPRU210	XPH250	XPH450	
50kN	55kN	62kN	80kN	130kN	130kN	200kN	250kN	450kN	
D50	D55	C60	C60 & C80	C130	C130 & U130	U210	H250	H450	
4 - 150 mm ²	4 - 240 mm ²	6 - 300 mm ²	6 - 300 mm ²	6 - 400 mm ²	6 - 400 mm ²	25 - 630 mm ²	50 - 630 mm ²	95 - 1000 mm ²	
	10 - 120 mm ²			10 - 240 mm ²	10 - 240 mm ²				
35 - 120 mm ² E140 - E173	35 - 120 mm ² E140 - E173	35 - 300 mm ² E140 - E260	35 - 300 mm ² E140 - E260	35 - 300 mm ² E140 - E260	35 - 300 mm ² E140 - E260				
				16 - 150 mm ² E180	16 - 150 mm ² E180	185 - 500 mm ² E270 - E330			
16 - 150 mm ²	16 - 150 mm ²	16 - 240 mm ²	16 - 240 mm ²	16 - 400 mm ²	16 - 400 mm ²	16 - 400 mm ²			
6 - 150 mm ² E140 - E215	6 - 150 mm ² E140 - E215		6 - 240 mm ² E140 - E280	6 - 240 mm ² E140 - E280	6 - 240 mm ² E140 - E280	6 - 240 mm ² E140 - E280	6 - 240 mm ² E140 - E280		
			50 - 150 mm ² E260	50 - 150 mm ² E260	50 - 150 mm ² E260	50 - 150 mm ² E260	50 - 150 mm ² E260		
50 - 150 mm ² E215	50 - 150 mm ² E215		50 - 240 mm ² E215 - E280	50 - 240 mm ² E215 - E280	50 - 240 mm ² E215 - E280	50 - 240 mm ² E215 - E280	50 - 240 mm ² E215 - E280		
22 - 54,6 mm ² E100 - E140	22 - 117 mm ² E100 - E210		22 - 148 mm ² E100 - E230	22 - 228 mm ² E100 - E280	22 - 228 mm ² E100 - E280	22 - 228 mm ² E100 - E280	22 - 228 mm ² E100 - E280		
	17,8 - 116,2 mm ² E54 - E210		17,8 - 147,1 mm ² E54 - E230	17,8 - 181,6 mm ² E54 - E250	17,8 - 181,6 mm ² E54 - E250	17,8 - 228 mm ² E54 - E285			
7,07 - 93,3 mm ² E54 - E173	7,07 - 146 mm ² E54 - E215		7,07 - 182 mm ² E54 - E230	7,07 - 182 mm ² E54 - E230	7,07 - 182 mm ² E54 - E230	7,07 - 182 mm ² E54 - E230			
					16 - 240 mm ² 0E - 4E	16 - 630 mm ² 0E - 6E			
	6 - 240 mm ²	25 - 240 mm ²	25 - 240 mm ²	25 - 300 mm ²	25 - 300 mm ²				
C6 - C35 mm ²	C6 - C35 mm ²	C6 - C50 mm ²	C6 - C50 mm ²	C6 - C150 mm ²	C6 - C150 mm ²	C25 - C240 mm ²			
				75 - 240 mm ²	75 - 240 mm ²	75 - 181 mm ²			
	10 - 240 mm ² K6 - K32	10 - 300 mm ² K6 - K32		10 - 300 mm ² K6 - K34			16 - 630 mm ² K8 - K44	50 - 1000 mm ² K14 - K60	
	25 - 240 mm ² K6 - K32	25 - 300 mm ² K6 - K34		25 - 300 mm ² K6 - K34			25 - 500 mm ² K8 - K44	35 - 1000 mm ² K14 - K60	



/ P126 OUR SELECTION

HEXAGONAL E140 CRIMPING PLIERS 25 KN

Advantages

- D-head with fixed E140 cavity, width 9 mm.
- Ratchet mechanism with fast forward handwheel.
- Anti-return system to guarantee a complete cycle.



/ USE

Clamp used mainly on LV networks such as preinsulated sleeves and bi-metal connectors:
 - MJPB, CPTA, EBPAU: up to 35 mm²,
 - Al/Cu ACX, ICAU: up to 50 mm².

/ TECHNICAL SPECIFICATIONS

Quick opening and closing D-head.
 SIMPI tool equivalent.
 Option : Belt holster with canvas protection ref.P126E

Ref.	Hexagonal crimping	Dimensions (mm)	Weight (g)
P126	E140	260 x 75 x 30	1,3

Accessories	Description
P126M	Die E140/9
P126E	Canvas belt holster



/ P125

INDENT CRIMPING PLIERS WITH CYLINDER 6 TO 70 MM²

Advantages

- UNILEC tool equivalent.
- Cylinder locked by push-button system.

/ USE

Manual indent crimping tool with cylinder for Cu connectors according to NFC20-130 : XCT, XG7T, CT, CU, MJ : up to 70 mm².

/ TECHNICAL SPECIFICATIONS

Tool equipped with a barrel with 7 cavities: 6, 10, 16, 25, 35, 50, 70 mm².

Ref.	Crimping	Dimensions (mm)	Weight (kg)
P125	7-cavity cylinder 6 to 70 mm ²	420 x 85 x 35	2,5



Ref.	Dimensions (mm)	Weight (kg)
P125CO	445 x 345 x 95	5,08

/ P125CO

INDENT CRIMPING PLIERS P125 IN CASE WITH 85 TERMINALS AND LUGS

Advantages

- Tool equipped with a cylinder with 7 cavities: 6, 10, 16, 25, 35, 50, 70mm².
- Box containing a selection of 85 Cu connectors (lugs + sleeves).

/ USE

Manual indent crimping tool with cylinder for Cu connectors according to NFC20-130.

- XCT,XG7T,CT,CU,MJ : up to 70 mm².

/ TECHNICAL SPECIFICATIONS

Contents :

- 1 plastic case with dividers
- 1 indent crimping pliers (ref. P125).
- 5 LV copper sleeves XG7T series 15 mm².
- 5 LV copper sleeves XG7T series 25 mm².
- 5 LV copper sleeves XG7T series 50 mm².
- 5 LV copper sleeves XG7T series 70 mm².
- 10 copper tubular lugs XCT series 10-8.
- 10 copper tubular lugs XCT series 10-6.
- 10 copper tubular lugs XCT series 6-6.
- 5 copper tubular lugs XCT series 16-6.
- 5 copper tubular lugs XCT series 16-8.
- 5 copper tubular lugs XCT series 25-8.
- 5 copper tubular lugs XCT series 25-10.
- 5 copper tubular lugs XCT series 35-8.
- 5 copper tubular lugs XCT series 50-10.
- 5 copper tubular lugs XCT series 70-10.



/ PFCU6-50

HEXAGONAL CRIMPING PLIERS WITH CYLINDERS 6 TO 50 MM²

Advantages

- Tool equipped with 2 cylinders 6 cavities: 6, 10, 16, 25, 35, 50 mm².

/ USE

Manual crimping tool for Cu connectors according to NFC20-130.
- XCT,XG7T,CT,CU,MJ: up to 50 mm².

/ TECHNICAL SPECIFICATIONS

Crimping pliers with arm. Cylinders locked by push-button system.

Ref.	Crimping	Dimensions (mm)	Weight (kg)
PFCU6-50	2 cylinders 6 cavities	400 x 135 x 45	1,3



/ PFCU6-50CO

HEXAGONAL CRIMPING PLIERS PFCU6-50 IN CASE WITH 280 LUGS

Advantages

- Tool equipped with 2 cylinders with 6 cavities: 6, 10, 16, 25, 35, 50mm².
- Box containing a selection of 280 Cu lugs.

Ref.	Dimensions (mm)	Weight (kg)
PFCU6-50CO	445 x 345 x 95	5,3

/ TECHNICAL SPECIFICATIONS

Contents :

- 1 PFCU6-50 crimping tool
- 25 lugs 6 mm² copper cable Ø6mm hole
- 25 lugs 6 mm² copper cable Ø8mm hole
- 25 lugs 10 mm² copper cable Ø6mm hole
- 25 lugs 10 mm² copper cable t Ø8mm hole
- 25 lugs 16 mm² copper cable Ø8mm hole
- 25 lugs 16 mm² copper cable Ø10mm hole
- 25 lugs 25 mm² copper cable Ø8mm hole
- 25 lugs 25 mm² copper cable Ø10mm hole
- 20 lugs 35 mm² copper cable Ø8mm hole
- 20 lugs 35 mm² copper cable Ø10mm hole
- 20 lugs 50 mm² copper cable Ø10mm hole
- 20 lugs 50 mm² copper cable Ø12mm hole



/ PFCU6-120

HEXAGONAL CRIMPING PLIERS WITH CYLINDERS 6 TO 120 MM²

Advantages

- Tool equipped with 2 cylinders with 9 cavities: 6, 10, 16, 25, 35, 50, 70, 95, 120mm².

/ USE

Manual crimping tool for Cu connectors according to NFC20-130. XCT,XG7I,CT,CU,MJ: up to 120 mm².

/ TECHNICAL SPECIFICATIONS

Crimping pliers with arm. Cylinders locked by push-button system.

Ref.	Crimping	Dimensions (mm)	Weight (kg)
PFCU6-120	2 cylinders 9 cavities	680 x 230 x 75	2,9



/ PBGD3

CRIMPING PLIERS BG AND D3 WITH COMPOSITE ARMS

Advantages

- Tool equipped with 2 fixed cavities BG and D3.
- The D3 cavity is equipped with a locking pin for W50 dies.

/ USE

Manual mechanical press for crimping C connectors. Uses W50 dies. For crimping C connectors:
- BG die: C16, C25-10, C25PM connectors
- Die W50ET73L5: C25, C25EGM, C35 connectors.

/ TECHNICAL SPECIFICATIONS

Simple tool that crimps in one operation.
2 composite fibreglass arms.
Easy calibration with a hand tool.
Option: Plastic case ref. CP-PBGD3

Ref.	Crimping	Dimensions (mm)	Weight (kg)
PBGD3	BG & D3	635	3,2



/ P128

RATCHET CRIMPING PLIERS 50 KN

Advantages

- Quick opening and closing D-head.
- Ratchet mechanism with fast forward butterfly nut.
- Anti-return system to guarantee a complete cycle.

/ USE

For hexagonal crimping of C-shaped connectors, copper sleeves and lugs, copper/alu sleeves and lugs and connectors for insulated networks. Uses D50 die sets.

/ TECHNICAL SPECIFICATIONS

D-head with stock and lock.
Quick-feed, non-return ratchet.
ISOLEC 2 tool equivalent.
Option : Metal case ref.CM-P128

Ref.	Crimping	Dimensions (mm)	Weight (kg)
P128	4-120 mm ²	440 x 80 x 45	2,5

VALUE

/ MP36

OUR SELECTION

SINGLE HAND MANUAL HYDRAULIC CRIMPING TOOL 35 KN



Advantages

- The most compact hydraulic tool on the market.
- Very ergonomic, operated with one hand.
- Highly resistant aluminium clevis.

/ USE

Lightweight and compact manual hydraulic press for crimping connectors up to 150 mm². Industrial applications and also suitable for preinsulated LV connectors. Uses D36 type dies.

/ TECHNICAL SPECIFICATIONS

Quick opening and closing D-head, 180° rotation.
Two-tone handle with anti-slip pads.
Automatic release with audible «click».
Piston return by release lever. Supplied in plastic case.

Ref.	Force	Stroke	Hexagonal crimping	Dimensions (mm)	Weight (kg)
MP36	35 kN	8 mm	4 - 150 mm ²	215 x 50 x 175	1,4

**/ USE**

Lightweight and ergonomic manual hydraulic press for crimping connectors up to 240 mm². Industrial applications and electrical networks. Uses D55 type dies.

Ref.	Force	Stroke	Hexagonal crimping	Dimensions (mm)	Weight (kg)
MP55	55 kN	13 mm	4 - 240 mm ²	380 x 65 x 140	2,3

/ MP55

MANUAL HYDRAULIC CRIMPING TOOL 55 kN

Advantages

- Comfortable to use compared to a mechanical tool.
- Ergonomic handle allows for one-handed approach.
- Accepts all brands of dies.
- Reversible dies with double indentations (except for large dimensions).

/ TECHNICAL SPECIFICATIONS

Quick opening and closing D-head, 180° rotation. Adjustable ball plunger or 30 or 38 mm dies.

Automatic release with audible « click ». Piston return by discharge lever. Supplied in plastic case.

**/ USE**

Lightweight and ergonomic manual hydraulic press for crimping connectors up to 300 mm². Mainly industrial applications. Uses C60 type dies.

Ref.	Force	Stroke	Hexagonal crimping	Dimensions (mm)	Weight (kg)
MP62	62 kN	13 mm	6 - 300 mm ²	420 x 53 x 150	2,8

/ MP62

MANUAL HYDRAULIC CRIMPING TOOL 62 kN

Advantages

- 2-speed tool: Fast advance / High pressure.
- Quick opening and closing D-head.
- Return control by simple trigger.

/ TECHNICAL SPECIFICATIONS

Quick opening and closing D-head, 180° rotation. Automatic release with audible « click ». Return of the piston by trigger located in the mobile handle. Delivered in a plastic case.

**/ USE**

Manual hydraulic press for crimping connectors up to 300 mm². Industrial applications and ENEDIS electrical networks. Uses C80 or C60 type dies.

Ref.	Force	Stroke	Hexagonal crimping	Dimensions (mm)	Weight (kg)
MP80	80 kN	13 mm	6 - 300 mm ²	535 x 57 x 175	3,9

/ MP80

MANUAL HYDRAULIC CRIMPING TOOL 80 kN

Advantages

- Quick opening and closing D-head, 180° rotation.
- 2-speed tool: Fast advance / High pressure.

/ TECHNICAL SPECIFICATIONS

Powerful and comfortable tool that develops 8 tons in crimping. Double composite handles. Automatic release with audible «click». Piston return by rotating and closing the mobile handle. Delivered in a plastic case.



/ XPU210

U-SHAPE HYDRAULIC CRIMPING HEAD 700 BAR 200 KN

Advantages

- Robust U-shaped head according to NF C33-090.
- Large crimping capacity.
- Crimping head interchangeable with other hydraulic tools.

/ USE

Portable and powerful hydraulic press particularly suitable for deep indenting of Al underground lines from 16 to 400 mm². Press for hexagonal crimping of connectors up to 630 mm². Industrial applications and electrical networks. Uses U210 and U130 type dies. Optional adapter U210U130 (not supplied).

/ TECHNICAL SPECIFICATIONS

Powerful double spring return system. U-shaped clevis with anti-corrosion coating. The tool is supplied with its own hydraulic nipple, which connects to the 700 bar hydraulic hoses and pumps available in the catalogue.

Ref.	Force	Stroke	Deep indenting	Hexagonal crimping	Dimensions (mm)	Weight (kg)	Ref. series 115	Ref. series 117	Ref. series EDF
XPU210	200 kN	35 mm	16 - 400 mm ²	25 - 630 mm ²	340 x 104 x 104	5,9	XPU210-5	XPU210-7	XPU210-E



/ XPRU210

EXTENDED U-SHAPE HYDRAULIC CRIMPING HEAD 700 BAR 200 KN

Advantages

- Robust U-shaped head according to NF C33-090.
- Extended U-shaped clevis which allows deep crimping Al 500 and 630 mm².
- Crimping head interchangeable with other hydraulic tools.

/ USE

Portable and powerful hydraulic press particularly suitable for deep indenting of Al underground lines from 16 to 630 mm². Press for hexagonal crimping of connectors up to 630 mm². Industrial applications and electrical networks. Uses RU210 and U210 type dies. Optional adapter U210U130 (not supplied).

/ TECHNICAL SPECIFICATIONS

Supplied with PR210 extension. U-shaped clevis with anti-corrosion coating. The tool is supplied with its own hydraulic nipple, which connects to the 700 bar hydraulic hoses and pumps available in the catalogue.

Ref.	Force	Stroke	Deep indenting	Hexagonal crimping	Dimensions (mm)	Weight (kg)	Ref. series 115	Ref. series 117	Ref. series EDF
XPRU210	200 kN	35 mm	16 - 630 mm ²	25 - 630 mm ²	357 x 104 x 104	6,2	XPRU210-5	XPRU210-7	XPRU210-E



/ XPH250

H-SHAPE HYDRAULIC CRIMPING HEAD 700 BAR 250 KN

Advantages

- Robust H-head with locking pin.
- Crimping head interchangeable with other hydraulic tools.

/ USE

Portable and powerful hydraulic press for crimping connectors up to 630 mm². Mainly industrial applications. Uses H250 type dies.

/ TECHNICAL SPECIFICATIONS

H-head to withstand high loads. Leather strap to secure the locking pin. H-head with anti-corrosion coating. The tool is supplied with a hydraulic nipple, which can be connected to the 700 bar hydraulic hoses and pumps available in the catalogue.

Ref.	Force	Stroke	Hexagonal crimping	Dimensions (mm)	Weight (kg)	Ref. series 115	Ref. series 117	Ref. series EDF
XPH250	250 kN	28 mm	25 - 630 mm ²	357 x 104 x 104	6,2	XPRU210-5	XPRU210-7	XPRU210-E



/ XPH450

H-SHAPE HYDRAULIC CRIMPING HEAD 700 BAR 450 KN

Advantages

- Robust H-head with locking pin.
- Hydraulic connection on the side to allow the head to be placed vertically on the workbench.
- Interchangeable crimping head with other hydraulic tools.

/ USE

Portable and powerful hydraulic press for crimping connectors up to 630 mm². Mainly industrial applications. Uses H250 type dies.

/ TECHNICAL SPECIFICATIONS

H-head to withstand high loads. Leather strap to secure the locking pin. H-head with anti-corrosion coating. The tool is supplied with a hydraulic nipple, which can be connected to the 700 bar hydraulic hoses and pumps available in the catalogue.

Ref.	Force	Stroke	Hexagonal crimping	Dimensions (mm)	Weight (kg)	Ref. series 115	Ref. series 117	Ref. series EDF
XPH450	450 kN	35 mm	95 - 1000 mm ²	285 x 115 x 120	11	XPH450-5	XPH450-7	XPH450-E



/ BLP36

BATTERY OPERATED CRIMPING TOOL 35 KN

Advantages

- Ergonomic and lightweight «Line» tool for one-handed crimping.
- Double trigger control.
- LED communication system and work area lighting.

/ USE

Compact electro-hydraulic crimping machine for crimping connectors up to 150 mm². For industrial applications and LV network connections. Uses D36 type dies.

/ TECHNICAL SPECIFICATIONS

Quick opening and closing D-head, 180° rotation.
Dual triggers: advance, hold, retract.
Sturdy, non-slip coated body with LED lighting on the front of the tool.
Lightweight 18V Li-Ion 2Ah battery with charge indicator.
Supplied in a plastic case with 1 battery and 1 charger.

Accessories	Description
AB18LI200	18V Li-Ion 2 Ah battery with power load indicator
AC18220	Charger 220V AC European plug

Ref.	Force	Stroke	Hexagonal crimping	Battery	Dimensions (mm)	Weight (kg)
BLP36	35 kN	8 mm	4 - 150 mm ²	18 V - 2 Ah	128 x 75 x 355	2,2



/ BLP55

BATTERY OPERATED CRIMPING TOOL 55 KN

Advantages

- Ergonomic and light «Line» tool for one-handed crimping.
- Double trigger control, LED communication system and work area lighting.
- Reversible dies with double cavities (except for large dimensions).

/ USE

Compact electrohydraulic crimping machine for connectors up to 240 mm². Industrial applications and LV electrical networks. Uses D55 type dies.

/ TECHNICAL SPECIFICATIONS

Quick opening and closing D-head, 180° rotation. Dual triggers: advance, hold, retract. Robust, non-slip coated shell. LED lighting on the front of the tool. Lightweight 18V Li-Ion 2Ah battery with charge indicator. Supplied in plastic case with 1 battery and 1 charger.

Accessories	Description
AB18LI200	18V Li-Ion 2 Ah battery with power load indicator
AC18220	Charger 220V AC European plug

Ref.	Force	Stroke	Hexagonal crimping	Battery	Dimensions (mm)	Weight (kg)
BLP55	55 kN	13 mm	4 - 240 mm ²	18 V - 2 Ah	128 x 75 x 390	2,9

/ BPE55 NEW

BATTERY OPERATED CRIMPING TOOL 55 KN PISTOL SHAPE

Advantages

- Ergonomic and light allow crimping with one hand.
- Automatic return when crimping is complete.
- Led lighting of the work area.

/ USE

Compact electrohydraulic crimping machine for connectors up to 240 mm². Industrial applications and LV electrical networks. Uses D55 type dies.

/ TECHNICAL SPECIFICATIONS

Quick opening and closing D-head, 180° rotation. Dual triggers: advance, hold, retract. Robust, non-slip coated shell. LED lighting on the front of the tool. Lightweight 18V Li-Ion 2Ah battery with charge indicator. Supplied in plastic case with 1 battery and 1 charger.

Accessories	Description
AB18LI200	18V Li-Ion 2 Ah battery with power load indicator
AC18220	Charger 220V AC European plug

Ref.	Force	Stroke	Hexagonal crimping	Battery	Dimensions (mm)	Weight (kg)
BLP55	55 kN	13 mm	4 - 240 mm ²	18 V - 2 Ah	128 x 75 x 390	2,9





/ BLP62 NEW

BATTERY OPERATED CRIMPING TOOL 62 KN PISTOL SHAPE

Advantages

- Ergonomic and light allow crimping with one hand.
- Automatic return when crimping is complete.
- Led lighting of the work area.

USE

Compact electro-hydraulic press for crimping connectors up to 300 mm². Mainly for industrial applications. Uses C60 type dies.

TECHNICAL SPECIFICATIONS

Quick opening and closing D-head, 180° rotation. Single trigger with automatic return. LED lighting of work area. Lightweight 18V Li-Ion 2Ah battery with charge indicator. Supplied in plastic case with 1 battery and 1 charger.

Accessories	Description
AB18LI200	18V Li-Ion 2 Ah battery with power load indicator
AC18220	Charger 220V AC European plug

Ref.	Force	Stroke	Hexagonal crimping	Battery	Dimensions (mm)	Weight (kg)
BLP55	55 kN	13 mm	4 - 240 mm ²	18 V - 2 Ah	128 x 75 x 390	2,9



/ BPE62 NEW

BATTERY OPERATED CRIMPING TOOL 62 KN PISTOL SHAPE

Advantages

- Ergonomic and light allow crimping with one hand.
- Automatic return when crimping is complete.
- Led lighting of the work area.

USE

Compact electrohydraulic crimping machine for connectors up to 300 mm². Mainly for industrial applications. Uses C60 type dies.

TECHNICAL SPECIFICATIONS

Quick opening and closing D-head, 180° rotation. Single trigger with automatic return. LED lighting of work area. Lightweight 18V Li-Ion 2Ah battery with charge indicator. Supplied in plastic case with 1 battery and 1 charger.

Accessories	Description
AB18LI200	18V Li-Ion 2 Ah battery with power load indicator
AC18220	Charger 220V AC European plug

Ref.	Force	Stroke	Hexagonal crimping	Battery	Dimensions (mm)	Weight (kg)
BPE62	62 kN	13 mm	6 - 300 mm ²	18 V - 2 Ah	290 x 60 x 285	3,5





/ BP80

BATTERY OPERATED CRIMPING TOOL 80 kN

Advantages

- Quick opening and closing D-head, 270° rotation.
- 2-speed tool: fast advance/high pressure.
- Tilting and locking double trigger control.
- IntelLED communication system and work area lighting.
- Very robust shell with anti-slip coating.

/ USE

Electro-hydraulic press for crimping connectors up to 300 mm². Industrial applications and electrical networks. Uses C80 or C60 type dies.

/ TECHNICAL SPECIFICATIONS

Double trigger: advance, hold, retract. Electronic crimping end control. INTELLED LED ring. Hanging ring for shoulder strap. 18V Li-Ion 5Ah battery with charge indicator. Delivered in a plastic case with 2 batteries and 1 charger.

Accessories	Description
BP13026	18V Li-Ion battery 5Ah with power load indicator
AC18220	Charger 220V AC European plug

Ref.	Force	Stroke	Hexagonal crimping	Battery	Dimensions (mm)	Weight (kg)
BP13026	130 kN	26 mm	6 - 300 mm ²	18 V - 5 Ah	400 x 75 x 310	6,5
BP13038	130 kN	38 mm	6 - 400 mm ²	18 V - 5 Ah	430 x 75 x 310	7



/ BP13026 - BP13038

C-SHAPE BATTERY OPERATED CRIMPING TOOL 130 kN

Advantages

- Open C-head with direct access, 180° rotation.
- 2-speed tool: fast advance/high pressure.
- Tilting and locking double trigger control.
- INTELED communication system and work area lighting.
- Very robust shell with anti-slip coating.

USE

Electro-hydraulic press for crimping connectors up to 400 mm². Industrial applications and power networks. Particularly suitable for crimping overhead lines. Uses C130 type dies but also C80 and C60.

TECHNICAL SPECIFICATIONS

Double trigger: advance, hold, retract. Electronic crimping end control. INTELED LED ring. Hanging ring for shoulder strap. 18V Li-Ion 5Ah battery with charge indicator. Delivered in a plastic case with 2 batteries and 1 charger.

Accessories	Description
BP13026	18V Li-Ion battery 5Ah with power load indicator
AC18220	Charger 220V AC European plug

Ref.	Force	Stroke	Hexagonal crimping	Battery	Dimensions (mm)	Weight (kg)
BP13026	130 kN	26 mm	6 - 300 mm ²	18 V - 5 Ah	400 x 75 x 310	6,5
BP13038	130 kN	38 mm	6 - 400 mm ²	18 V - 5 Ah	430 x 75 x 310	7



/ BPU130

U-SHAPE BATTERY OPERATED CRIMPING TOOL 130 KN

Advantages

- Robust U-shaped head, 270° rotation according to NF C33-090.
- 2-speed tool: fast advance/high pressure.
- Tilttable and lockable double trigger control.
- INTELED communication system and work area lighting.
- Very robust shell with anti-slip coating.

/ USE

Electro-hydraulic press particularly suitable for deep indenting of AI underground lines from 16 to 240 mm². Press for hexagonal crimping of connectors up to 400 mm². Industrial applications and electrical networks. Uses U130 and C130 type dies. Optional adapters U130C130 and C130PP (not supplied).

/ TECHNICAL SPECIFICATIONS

Double trigger: advance, hold, retract. Electronic crimping end control. INTELED LED ring. Hanging ring for shoulder strap. 18V Li-Ion 5Ah battery with charge indicator. Delivered in a plastic case with 2 batteries and 1 charger.

Accessories	Description
A818LI500	18V Li-Ion battery 5Ah with power load indicator
AC18220	Charger 220V AC European plug
U130C130	Adapter for C130 dies
C130PP	Adapter for indenting dies

Ref.	Force	Stroke	Deep Indenting	Crimping	Battery	Dimensions (mm)	Weight (kg)
BPU130	130 kN	26 mm	16 - 240 mm ²	6 - 400 mm ²	18 V - 5,0 Ah	415 x 75 x 310	6,3



/ B62RM INNOVATION

MULTIFUNCTION HYDRAULIC TOOL



B62RM_RMC50C



B62RM_RMEP6



B62RM_RMP62



B62RM headless

Advantages

- Tool with **RAPID** head change.
- **MULTI** tool for cutting, crimping and punching.
- Communicating **IntelLED** system and work area lighting.
- Robust housing covered with a non-slip layer.

/ USE

Electrohydraulic **MULTIFUNCTION** tool for crimping up to 300mm², cable cutting Ø50mm and hole punching. Industrial multifunction applications. Machinery directive 2006/42/EC, EMC 2014/30/CE.

/ TECHNICAL SPECIFICATIONS

Quick access head with locker, rotation rotative 360°. Double switch control : advance, hold, retract. Cycle control and crimp validation. Hydraulic double speed for optimised operation. Batteries large capacity 18V 5Ah with power load indicator.

MULTIFUNCTION tool combinations

FUNCTION	Capacity	Weight	Dimensions (mm)
CRIMP 62 kN	Stroke 13 mm	5,7 kg	435 x 85 x 335 mm
CABLE CUT Ø50mm	Force 62 kN	7,3 kg	540 x 85 x 335 mm
PUNCH-OUT	Force 6 T	4,9 kg	385 x 85 x 335 mm

MULTI tool B62RM delivered with :

Reference	Description
AB18LI500 x2	Battery 18V Li-Ion 5Ah with power load indicator
AC18220	Battery charger Li-Ion 10,8-18V
94821-SFE	Plastic carrying case



RÉSEAUX INDUSTRIELS CU ET AL

Sertissage hexagonal selon DIN

		MP36, BLP36	MP55, BLP55, BPE55	MP62, BLP62, BPE62	MP130, XP130, BP130	XP250	XP450							
		D36	D55	C60	C130	XP250	H450							
Cable Cu & Al Sertissage hexagonal Cosses et manchons	Sections (mm ²)	lg	lg	lg	lg	lg	lg							
DIN 48083 	Cu 4	5	D36K4L5											
	Cu 6	5	D36K5L5											
	Cu 10	5	D36K6L5	5	D55K6/20L5/5	5	C60K6L5	12	C130K6L12					
	Cu 16	5	D36K8L5	5	D55K8/16L5/5	5	C60K8L5	14	C130K8L14	12	H250K8L12			
	Cu 25	5	D36K10L5	5	D55K10/18L5/5	5	C60K10L5	12	C130K10L12	12	H250K10L12			
	Cu 35	Al 25	5	D36K12L5	5	D55K12/14L5/5	5	C60K12L5	12	C130K12L12	12	H250K12L12		
	Cu 50	Al 35	5	D36K14L5	5	D55K12/14L5/5	5	C60K14L5	12	C130K14L12	12	H250K14L12	14	H450K14L14
	Cu 70	Al 50	5	D36K16L5	5	D55K8/16L5/5	5	C60K16L5	12	C130K16L12	12	H250K16L12	14	H450K16L14
	Cu 95	Al 70	5	D36K18L5	5	D55K10/18L5/5	5	C60K18L5	12	C130K18L12	12	H250K18L12	14	H450K18L14
	Cu 120		4	D36K20L4	5	D55K6/20L5/5	5	C60K20L5	12	C130K20L12	12	H250K20L12	14	H450K20L14
	Cu 150	Al 95-120	4	D36K22L4	5	D55K22L5	5	C60K22L5	14	C130K22L14	14	H250K22L14	14	H450K22L14
	Cu 185	Al 150			5	D55K25L5	5	C60K25L5	14	C130K25L14	14	H250K25L14	14	H450K25L14
	Cu 240	Al 185			5	D55K28L5	5	C60K28L5	14	C130K28L14	14	H250K28L14	14	H450K28L14
	Cu 300	Al 240			5	D55K32L5 (hors Cu)	5	C60K32L5	5	C130K32L5	16	H250K32L16	18	H450K32L18
		Al 300			9		5	C60K34L9	5	C130K34L5	16	H250K34L16	18	H450K34L18
	Cu 400	Al 400								16	H250K38L16	18	H450K38L18	
	Cu 500									16	H250K42L16	18	H450K42L18	
	Cu 630	Al 500								16	H250K44L16	18	H450K44L18	
Cu 800	Al 630										25	H450K52L25		
Cu 1000	Al 800										25	H450K58L25		
	Al 1000										25	H450K60L25		



APPLICATIONS INDUSTRIELLES CUIVRE

Sertissage hexagonal et poinçonnage Cu

P125	PFCU6-50	PFCU6-120	MP36, BLP36	P128	MP55, BLP55, BPE55	MP62, BLP62, BPE62

Cable Cu Cosses et manchons	Sections (mm ²)	2 barillets		D36		D50		D55		C60	
		lg	lg	lg	lg	lg	lg	lg	lg	lg	
NF C20-130 : XCT, XG7T, COT, CT, CU, MJ 	4			5	D36FCU4L5	9	D50FCU4/120L9/5	9	D55FCU4/120L9/5		
	6			9	D36FCU6L9	9	D50FCU6/35L9/5	9	D55FCU6/35L9/9	9	C60FCU6L9
	10			9	D36FCU10L9	9	D50FCU10/50L9/5	9	D55FCU10/50L9/5	9	C60FCU10L9
	16		Barillets 6 positions	9	D36FCU16L9	9	D50FCU16/70L9/5	9	D55FCU16/70L9/5	9	C60FCU16L9
	25			9	D36FCU25L9	9	D50FCU25/95L9/5	9	D55FCU25/95L9/5	9	C60FCU25L9
	35			9	D36FCU35L9	5	D50FCU6/35L9/5	9	D55FCU6/35L9/9	12	C60FCU35L12
	50		Barillets 9 positions	5	D36FCU50L5	5	D50FCU10/50L9/5	5	D55FCU10/50L9/5	12	C60FCU50L12
	70			5	D36FCU70L5	5	D50FCU16/70L9/5	5	D55FCU16/70L9/5	5	C60FCU70L5
	95			5	D36FCU95L5	5	D50FCU25/95L9/5	5	D55FCU25/95L9/5	5	C60FCU95L5
	120			3,5	D36FCU120L3	5	D50FCU4/120L9/5	5	D55FCU4/120L9/5	5	C60FCU120L5
	150			3,5	D36FCU150L3	5	D50FCU150L5	5	D55FCU150L5	5	C60FCU150L5
	185							5	D55FCU185L5	5	C60FCU185L5
	240							5	D55FCU240L5	5	C60FCU240L5
	300									6	C60FCU300L6
	400										
500											
630											
800											
1000											
Cable Cu Poinçonnage Cosses et manchons	Sections (mm ²)	Poinçon + barillet intégrés		lg	D36		lg	D50			
NF C20-130 : XCT, XG7T, CT, CU, MJ 	Poinçon 10-50				D36PFCU10-95			D55PFCU10-120			
	Poinçon 70-120										
	Poinçon 150-240										
	6										
	10	Barillet Barrel 6-70			9	D36MFCU10		12	D55MFCU10/70		
	16			9	D36MFCU16		12	D55MFCU16/50			
	25			9	D36MFCU25		12	D55MFCU25/35			
	35			9	D36MFCU35		12	D55MFCU25/35			
	50			9	D36MFCU50		12	D55MFCU16/50			
	70			9	D36MFCU70		12	D55MFCU10/70			
	95			9	D36MFCU95		12	D55MFCU95			
	120							12	D55MFCU120		
150											
185											
240											



MP80, BP80		MP130, XP130, BP130		MPU130, XPU130, BPU130		XPU210		XPH250		XPH450			
lg		lg		lg		lg		lg		lg			
9	C60HFCU6L9	9	C130HFCU6L9	9									
9	C60HFCU10L9	9	C130HFCU10L9	9									
9	C60HFCU16L9	9	C130HFCU16L9	9									
9	C60HFCU25L9	9	C130HFCU25L9	9			9	U130HFCU25L9					
12	C60HFCU35L12	12	C130HFCU35L12	12			5x2	U130HFCU35L5x2		12	H250HFCU50L12		
12	C60HFCU50L12	12	C130HFCU50L12	12			5x2	U130HFCU50L5x2		12	H250HFCU70L12		
5	C60HFCU70L5	12	C130HFCU70L12	12			5x2	U130HFCU70L5x2		12	H250HFCU95L12	16	H450HFCU95L16
5	C60HFCU95L5	12	C130HFCU95L12	12			5x2	U130HFCU95L5x2		12	H250HFCU120L12	16	H450HFCU120L16
5	C60HFCU120L5	12	C130HFCU120L12	12			5x2	U130HFCU120L5x2		12	H250HFCU150L12	16	H450HFCU150L16
5	C60HFCU150L5	12	C130HFCU150L12	12			5x2	U210HFCU150L5x2		16	H250HFCU185L12	22	H450HFCU185L22
5	C60HFCU185L5	12	C130HFCU185L12	12			5x2	U210HFCU185L5x2		16	H250HFCU240L12	22	H450HFCU240L22
5	C60HFCU240L5	12	C130HFCU240L12	12			5x3	U210HFCU240L5x3		16	H250HFCU300L12	25	H450HFCU300L25
6	C60HFCU300L6	12	C130HFCU300L12	12			5x3	U210HFCU300L5x3		16	H250HFCU400L12	25	H450HFCU400L25
		9	C130HFCU400L9*	9			5x2	U210HFCU400L5x2		16	H250HFCU500L12	25	H450HFCU500L25
		* 13038 uniquement					5x2	U210HFCU500L5x2		16	H250HFCU630L12	18	H450HFCU630L18
												6x3	H450HFCU800L6x3
											18	H450HFCU1000L18	
		lg		lg									
		C130PFCU10-50		C130PFCU10-50									
		C130PFCU70-120		C130PFCU70-120									
		C130PFCU150-240		C130PFCU150-240									
	9	C130MFCU10	9		C130MFCU10								
	12	C130MFCU16	12		C130MFCU16								
	12	C130MFCU25	12		C130MFCU25								
	12	C130MFCU35	12		C130MFCU35								
	12	C130MFCU50	12		C130MFCU50								
	16	C130MFCU70	16		C130MFCU70								
	16	C130MFCU95	16		C130MFCU95								
	16	C130MFCU120	16		C130MFCU120								
	22	C130MFCU150	22		C130MFCU150								
	22	C130MFCU185	22		C130MFCU185								
	22	C130MFCU240	22	C130MFCU240									



	MP62, BLP62, BPE62	MP80, BP80	MP130, XP130, BP130	MPU130, XPU130, BPU130	XPU210
	C60	C80	C130	U130	
lg					
9	C80E140L9	C80E140L9	9 18 C130E140L9 C130E140L18	9 18 C130E140L9 C130E140L18	
9	C80E173L9	C80E173L9	9 18 C130E173L9 C130E173L18	9 18 C130E173L9 C130E173L18	
9	C80E235L9	C80E235L9	9 18 C130E235L9 C130E235L18	9 18 C130E235L9 C130E235L18	
9	C80E260L9	C80E260L9	9 C130E260L9	9 C130E260L9	
			C130	U130	U210
			10 C130E180L10	10 C130E180L10	10 U210E270L10
					10 U210E330L10
	C60	C80	C130	U130	
lg					
12	C60HFCU50L12	C60HFCU50L12	12 C130HFCU50L12	12 C130HFCU50L12	5x2 U210U130 U130HFCU50L5x2
5	C60HFCU150L5	C60HFCU150L5	12 C130HFCU150L12	12 C130HFCU150L12	5x2 U210HFCU150L5x2
5	C60HFCU240L5	C60HFCU240L5	12 C130HFCU240L12	12 C130HFCU240L12	5x3 U210HFCU240L5x3
			9 C130HFCU400L9	9 C130HFCU400L9	5x3 U210HFCU400L5x3



RÉSEAUX BT ISOLÉS AL

Sertissage hexagonal

P126



MP36, BLP36



P128



MP55, BLP55, BPE55



Cable Al Sertissage hexagonal Connecteurs préisolés	Sections (mm ²)	Sertissage hexagonal				
		lg P126	lg MP36, BLP36	lg P128	lg MP55, BLP55, BPE55	
MJP8, MJPT, MJT, EJPT, MJPBAS, CPTA, CPTAU, EJAS, DPCNA, DPCNU, EDASCNA, EDASCNU, ERP	6	9	E140	lg D36	lg D50	lg D55
	10			9 D36E140L9	9 D50E140/173L9/9	9 D55E140/173L9/9
	16			9 d16 D36E140L9 d20 D36E173L9	9 D50E140/173L9/9	9 D55E140/173L9/9
	25					
	35			9 D36E173L9	9 D50E140/173L9/9	9 D55E140/173L9/9
	50					
	54,6					
	70			9 D36E215L9	9 D50E215L9	9 D55E215L9
	70N					
	95					
	120			9		
150						
185						
240						
Cable Al Sertissage hexagonal Manchons préisolés	Sections (mm ²)					
MJPAS, MJPASE, JAS4R	50					
	70					
	95					
	150					
Cable Al Sertissage hexagonal Manchons	Sections (mm ²)		lg D36	lg D50	lg D55	
MJTAS, MJTASE, EJASE, XN8S	50	9	lg D36E215L9	lg D50E215L9	lg D55E215L9	
	70					
	95					
	150					
	240/95N					



MP80, BP80		MP130, XP130, BP130		MPU130, XPU130, BPU130		XPU210	
kg	C80 	kg	C130 	kg	U130 	kg	U210
9	C80E140L9	9	C130E140L9	9	C130E140L9	9	U130E140L9
9	d16 C80E140L9 d20 C80E173L9	9	d16 C130E140L9 d20 C130E173L9	9	d16 C130E140L9 d20 C130E173L9	9	d16 U130E140L9 d20 U130E173L9
9	C80E173L9	9	C130E173L9	9	 U130C130 C130E173L9	9	 U210U130 U130E173L9
9	C80E215L9	9	C130E215L9	9	C130E215L9	9	U130E215L9
9	C80E280L9	9	C130E280L9	9	C130E280L9	20	U210E280L20
kg	C80 	kg	C130 	kg	U130 	kg	U210
9	C80E260L9	10	C130E180L10	9	 U130C130 C130E260L9	18	U210E260L18
kg	C80 	kg	C130 	kg	U130 	kg	U210
9	C80E215L9	9	C130E215L9	9	 U130C130 C130E215L9	9	 U210U130 U130E215L9
9	C80E280L9	9	C130E280L9	9	C130E280L9	20	U210E280L20



RÉSEAUX BT-HTA NON ISOLÉS AL OU CU

Sertissage hexagonal

		MP36, BLP36		P128		MP55, BLP55, BPE55		MP80, BP80	
		D36		D50		D55		C80	
		lg		lg		lg		lg	
Cable Al Sertissage hexagonal Conducteur Alliage d'Alu JL, CN2A, QN2A, ABT, CD, CB, CBO, AT, RDB 	Sections (mm ²)								
	22			♀	D50E54/100L9/9	♀	D55E54/100L9/9	♀	C80E100L9
	34,4	♀	D36E120L9	♀	D50E72/120L9/9	♀	D55E72/120L9/9	♀	C80E120L9
	43,1								
	54,6	♀	D36E140L9	♀	D50E140/173L9/9	♀	D55E140/173L9/9	♀	C80E140L9
	75,5								
	93,3	♀	D36E173L9			♀	D55E140/173L9/9	♀	C80E173L9
	117					♂	D55E210L5	♂	C80E210L5
	148							♂	C80E230L5
	181,6								
228									
Cable Cu Sertissage hexagonal Manchons Cu JU 	Sections (mm ²)	lg		lg		lg		lg	
	7,07 (30/10 mm)	♂	D36E54L5	♀	D50E54/100L9/9	♂	D55E54/100L5/5	♀	C80E54L9
	9,6 (35/10 mm)								
	10,8	♂	D36E68L5	♀	D50E68/83L9/9	♀	D55E68/140L9/9	♀	C80E68L9
	12,56 (40/10 mm)								
	12,4								
	14,1								
	15,9 (45/10 mm)	♂	D36E72L5	♀	D50E72/120L9/9	♀	D55E72/120L9/9	♀	C80E72L9
	19,63 (50/10 mm)								
	17,8	♂	D36E83L5	♀	D50E68/83L9/9	♀	D55E83/173L9/9	♀	C80E83L9
	27,6								
	28,26 (60/10 mm)								
	29,3	♂	D36E100L5	♀	D50E54/100L9/9	♀	D55E54/100L9/9	♀	C80E100L9
	38,2								
	38,46 (70/10 mm)								
	48,3	♀	D36E120L9	♀	D50E72/120L9/9	♀	D55E72/120L9/9	♀	C80E120L9
	59,7								
	74,9	♀	D36E173L9	♀	D50E140/173L9/9	♀	D55E83/173L9/9	♀	C80E173L9
	93,3								
	116	♀	D36E215L9			♀	D55E215L9	♀	C80E215L9
	146								
	182							♂	C80E230L5



MP130, XP130, BP130		MPU130, XPU130, BPU130		XPU210	
	C130		U130		U210
lg		lg		lg	
18	C130E100L18	18	C130E100L18	18	U130E100L18
18	C130E120L18	18	C130E120L18	18	U130E120L18
14	C130E140L14	14	C130E140L14	15	U130E140L15
14	C130E173L14	14	C130E173L14	15	U130E173L15
10	C130E210L10	10	C130E210L10	10	U130E210L10
10	C130E230L10	10	C130E230L10	10	U130E230L10
9	C130E250L9	9	C130E250L9	20	U210E250L20
5	C130E280L5	5	C130E280L5	20	U210E280L20
	C130		U130		U210
lg		lg		lg	
18	C130E54L18	18	C130E54L18	18	U130E54L18
18	C130E68L18	18	C130E68L18	18	U130E68L18
18	C130E72L18	18	C130E72L18	18	U130E72L18
18	C130E83L18	18	C130E83L18	18	U130E83L18
18	C130E100L18	18	C130E100L18	18	U130E100L18
18	C130E120L18	18	C130E120L18	18	U130E120L18
14	C130E173L14	14	C130E173L14	15	U130E173L15
18	C130E215L18	18	C130E215L18	18	U130E215L18
10	C130E230L10	10	C130E230L10	10	U130E230L10



CIRCUIT DE TERRE

Sertissage hexagonal et connecteur C

		MP36, BLP36		PBG03		P128		MP55, BLP55, BPE55	
		D36		W50		D50		D55	
		kg		kg		kg		kg	
Connecteurs en C Sertissage sur C CC, RCC 	Sections								
	C6	9	D36HFCU10L9			9	D50HFCU10/50L9/5	9	D55HFCU10/50L9/5
	C10	9	D36HFCU25L9			9	D50HFCU25/95L9/5	9	D55HFCU25/95L9/5
	C16	5	D36HFCU70L5			5	D50HFCU16/70L9/5	5x2	D55CC14L5x2
	C25-10			5	BG	5	D50HFCU25/95L9/5	5	D55HFCU25/95L9/5
	C25PM								
	C25								
	C25EGM			5	W50E173L5	5	D50E173L5	5	D55CC39L5
	C35								
	C50								
	C70-35								
	C70								
	C75								
	C95-35								
	C95								
C120									
C150									
C185-95									
C185									
C240									
Cable Cu Sertissage hexagonal Cosses circuit de terre	Sections (mm ²)								
CDCT 	75								
	95								
	116								
	147								
	181								
	240								
Cable Cu Sertissage hexagonal Cosses circuit de terre	Sections (mm ²)	kg				kg		kg	
DPD7 29/25 	25/29	5	D36HFCU50L5			5	D50HFCU10/50L9/5	5	D55ES4100L5/5



MP62, BLP62, BPE62		MP80, BP80		MP130, XP130, BP130		MPU130, XPU130, BPU130		XPU210	
C60		C80		C130		U130		U210	
lg		lg		lg		lg		lg	
9	C60HFCU10L9	9	C60HFCU10L9	9	C130HFCU10L9	9	C130HFCU10L9		
9	C60HFCU25L9	9	C60HFCU25L9	9	C130HFCU25L9	9	C130HFCU25L9		
5x2	C60CC16L5x2	5x2	C60CC16L5x2	12	C130HFCU70L12	12	C130HFCU70L12		
5	C60HFCU95L5	5	C60HFCU95L5	12	C130HFCU95L12	12	C130HFCU95L12		
5x2	C60CC50L5x2	5x2	C60CC50L5x2	12	C130HFCU150L12	12	C130HFCU150L12	5x2	U210HFCU150L5x2
				18	C130CC70L18	18	 U130C130 C130CC70L18	5x3	U210HFCU240L5x3
				9	C130CC95L9	9	C130CC95L9	4x2	U210CC95L4x2
				5	C130CC150L5	5	C130CC150L5	4x2	U210CC150L4x2
								4	U210CC185L4
				lg	C130	lg	U130	lg	U210
				14	C130HCT75L14	14	C130HCT75L14	15	U210HCT75L15
				14	C130HCT95L14	14	C130HCT95L14	15	U210HCT95L15
				14	C130HCT116L14	14	 U130C130 C130HCT116L14	15	U210HCT116L15
				12	C130HCT147L12	12	C130HCT147L12	11	U210HCT147L11
				12	C130HCT181L12	12	C130HCT181L12	17	U210HCT181L17
				12	C130HCT240L12	12	C130HCT240L12		
lg	C60	lg	C80	lg	C130	lg	U130		
5	 C80E100L5	5	 C80E100L5	18	 C130E100L18	18	 U130C130 C130E100L18		



ESSENTIAL

/ PH700 **OUR SELECTION**

700 BAR HYDRAULIC FOOT PUMP



Advantages

- Compact foot pump for better ergonomics.
- Robust design.
- 2 speed tool: fast forward / work forward.
- 1000 bar graduated pressure gauge

/ USE

Hydraulic foot pump with two speeds, developing a maximum pressure of 700 bar. Connection of all types of hydraulic heads 700 bar.

/ TECHNICAL SPECIFICATIONS

Automatic release at 700 bar.
 Discharge lever for return to the tank. Hook to hold the pedal in the off position.
 Metal base for better stability.
 This pump is supplied with a hydraulic quick coupling.

Accessories	Description
EASYCASE-NUE	Black plastic case for PH700

Ref.	Pressure	Approach flow	Working flow	Oil capacity	Pumping force on pedal	Dimensions (mm)	Weight (kg)	Ref. series 115	Ref. series 117	Ref. series EDF
PH700	700	20 cm ³ / coup	2 cm ³ / coup	1L	32	730 x 200 x 180	8	PH700-5	PH700-7	PH700-E



ESSENTIAL

/ BH702N OUR SELECTION

HYDRAULIC PUMP 700 BAR WITH BATTERY



Advantages

- On-board control system ; cutting or crimping selector and steering.
- Excellent weight/power and weight/autonomy ratios < 6 kg.
- 2-button wired remote control (3m): advance, hold, retract.



/ USE

18V Li-Ion 5A battery hydraulic unit with a pressure of 700 bar. Can be connected to the hydraulic heads available in the catalogue. Designed for intermittent operation.

/ TECHNICAL SPECIFICATIONS

ON/OFF button for power on. LED indicator: battery charge level, cycle indication, maintenance. 400W motor controlled with automatic stop at 700 bars. Auto OFF after 10 minutes of inactivity. Electronic and mechanical protection in case of overpressure or overheating. Robust plastic shell with protection level: IP 42 according to NF EN 60529. Manual emergency pressure relief. Pump delivered in plastic case with: 2 batteries 18V Li-Ion 5Ah, 1 charger 220V, 1 wired remote control 3m and 0,5L of oil XV32. This pump is supplied with a hydraulic quick coupling.

Accessories	Description
AB18LI500	18V Li-Ion battery 5Ah with power load indicator
AC18220	Charger 220V AC European plug
S2801	2 function remote control
S2809	Insulating hydraulic oil XV32 0,5L
S2814	Foot control pedal
CP-BH702	Black plastic case 768 x 490 x 476 mm for BH702

Ref.	Pressure	Flow	Oil capacity	Dimensions (mm)	Weight (kg)	Ref. serie 115	Ref. serie 117	Ref. serie EDF
BH702N	700 bar	LP : 1 L/min - HP : 0,15 L/min	0,8 L	330 x 160 x 250 mm	5,7 kg	BH702N-5	BH702N-7	BH702N-E



/ EH706

220V ELECTRICAL HYDRAULIC PUMP 700 BARS

Advantages

- Industrial engine for heavy duty use
- Large oil volume to contain oil heating.
- Drain plug or oil filling and level control.
- 2-button wired remote control (3m): advance, hold, retract.

/ USE

Electric hydraulic unit 220 V with a pressure of 700 bar.
Connection with hydraulic heads available in the catalogue.

/ TECHNICAL SPECIFICATIONS

Designed for intensive use: S3/S6 service of 40%. 550 W single-phase 220 V 50 Hz motor with starting capacitor. Automatic motor stop at 700 bar. Thermal circuit breaker for protection against overload of the electric motor. Robust one-piece plastic housing: IP 55 according to NF EN 60529. Manual emergency decompression and manual return of the piston. Pump delivered with 1 wired remote control 3m, 0,5L of XV32 oil and 2 fuses. This Pump is supplied with a hydraulic quick coupling.

Accessories	Description
82801	2 function remote control
82809	Insulating hydraulic oil XV32 0,5L
82814	Foot control pedal
CP-BH702	Black plastic case 768 x 490 x 476 mm for BH702

Ref.	Pressure	Flow	Oil capacity	Power supply	Dimensions (mm)	Weight (kg)	Ref. series 115	Ref. series 117	Ref. series EDF
EH706	700 bar	0.8 L/min	2 L	220 V	380 x 200 x 420 mm	17	EH706-5	EH706-7	EH706-E



/ FHM
700 BAR HIGH PRESSURE HOSE

Advantages

- Flexible hose mechanically reinforced with coil spring and anti-pinch sleeves
- Quick-connect coupling with captive dust caps.

/ USE

For use with all pumps and hydraulic heads in this catalogue.

/ TECHNICAL SPECIFICATIONS

Supplied with nipples and couplings.

Ref.	Length (m)	Ref. series 115	Ref. series 117	Ref. series EDF
FHM030	3	FHM030-5	FHM030-7	FHM030-E
FHM050	5	FHM050-5	FHM050-7	FHM050-E
FHM100	10	FHM100-5	FHM100-7	FHM100-E

For other lengths, please contact us.



/ FHI
INSULATING 700 BAR HIGH PRESSURE HOSE

Advantages

- Kevlar reinforced flexible hose with anti-pinch cuffs.
- Quick-connect coupling with captive dust caps.
- 60 kV insulation.

/ USE

For use with all pumps and hydraulic heads in this catalogue.
FHI100-5 is a 10 meter flexible hose certified by DGUV.
It can be used with cable cutting tools according to DIN EN 50340 and GS-ET-23 on cables with nominal voltages up to 60 kV at 60 Hz.

/ TECHNICAL SPECIFICATIONS

Supplied with nipples and couplings.

Ref.	Hydraulic couplings
FHL-5	Hydraulic hose with 115 series couplings
FHL-7	Hydraulic hose with 117 series couplings
FHL-E	Hydraulic hose with EDF series couplings

Ref.	Hose length (m)	Ref. series 115	Ref. series 117	Ref. series EDF
FHI030-..	3 m	FHI020-5	FHI020-7	FHI020-E
FHI050-..	5 m	FHI040-5	FHI040-7	FHI040-E
FHI100-..	10 m	FHI076-5	FHI076-7	FHI076-E

For other lengths, please contact us.



AB18LI200



AB18LI500

/ AB18LI

18V RECHARGEABLE BATTERY

Advantages

- Excellent battery life and no memory effect.
- LED charge indicator on the battery.
- Very good weight to energy ratio.

USE

These batteries are suitable for all electro-hydraulic tools such as cable cutters, crimping tools and 700 bar pumps in the catalogue.

TECHNICAL SPECIFICATIONS

Increased autonomy for maximum productivity.

Ref.	Voltage	Capacity	Dimensions (mm)	Weight (kg)
AB18LI200	18 V	2 Ah	115 x 75 x 45 mm	0,36
AB18LI500	18 V	5 Ah	115 x 75 x 65 mm	0,62

For other lengths, please contact us.



/ AC18220

BATTERY CHARGER 18 V

Advantages

- 2-stage charging to provide performance and durability to the battery.
- Battery state of charge diagnostic system with LED indicator.

USE

Recharges 10.8 V - 14.4 V and 18 V Li-Ion batteries.

TECHNICAL SPECIFICATIONS

Variable and self-adjusting charging power depending on the battery.
Diagnostic system: battery charged, battery charging, voltage drops and problems with battery too cold or too hot.
Reduced charging time:
- 40 min for full charge: 2.0 Ah battery
- 90 min for full charge: 5.0 Ah battery

Ref.	Voltage	Dimensions (mm)	Weight (kg)
AC18220	220 V AC European plug	200 x 140 x 75 mm	0,54
AC18012	12 V car charger	180 x 120 x 80	0,66

For other lengths, please contact us.



/ EASYLOC

UTILITY LINE LOCATION SYSTEM

Advantages

- Make optimum preparations for your building work, quickly and reliably
- Avoid cable damage and help to minimise costly accidents and inconvenient delays
- Depth measurement at the push of a button, even without a transmitter
- 33 kHz – compatible with other location systems
- Large display with automatic backlight
- Quick and simple to operate

/ USE

Utility location system to detect and trace cable runs and pipe networks. The Easyloc is fast and simple to operate, with features designed to avoid potentially dangerous power cables and other services as efficiently as possible.

/ TECHNICAL SPECIFICATIONS

Contents : receiver, transmitter, earthing kit, earthing spike, carrying bag, operating instructions

Receiver			
Location depth	Power supply	Dimensions	Weight
0,3 to 7 m	10 x IEC R6 1.5 V	100 x 670 x 260 mm	2,5 kg

Transmitter			
Transmitted power	Power supply	Dimensions	Weight
0,1 W / 0,5 W (switchable)	6 x IEC R20 1.5 V	140 x 260 x 255 mm	2,6 kg



/ SUP600 – SUP600E

OVERHEAD CABLE HEIGHT AND CLEARANCE METER / ULTRASONIC RANGE FINDER

Advantages

- Lightweight and easy to use.
- Requires only one operator, with no special skills.
- Saves time: immediate measurement and displaying of the result.
- Can take up to 6 measurements at the same time.

/ USE

The SUP600 and SUP600E cable height meters (CHMs) are high technology devices (using ultrasound signals) which enable you to measure, at the simple press of a button, without contact and remotely from the ground, the height of the lowest cable and the vertical distances between up to 6 power lines. It enables you to measure the height, sag and clearance between overhead lines. The ultrasonic range finder is a safer replacement for measuring sticks. It does not come into contact with the cables, guarantees fast, accurate measurement of the height and the minimum distances between cables from the ground.

/ TECHNICAL SPECIFICATIONS

Very accurate : 99%.
 Measures heights up to 23 m.
 Measures the distances between up to 6 cables.
 Min. clearance 150 mm.
 Measures distances from other objects (e.g.: posts, walls... up to 23 m).
 Operating temperature : -10 °C to +40 °C.
 Automatic temperature compensation between -10°C and +40°C.

Permanent temperature display.
 Metric or imperial measurements.
 Power supply : 6LR 61 9V alkaline battery.
 Battery replacement warning at 6 V.
 Consumption < 4 mA
 Theoretical battery life : 50,000 measurements.
 Automatically switches off after 3 minutes.
 Built-in calibration checking.
 Latest microprocessor technology.

Manufactured under permanent ISO 9001 quality control.
 Comes in an imitation leather case with carry strap
 Range (25mm cable min) : 3-15 m (SUP600) and 3-23 m (SUP600E)
 Range (12mm cable min) : 3-15 m (SUP600 and SUP600E)
 Range (5.5mm cable min) : 3-12 m (SUP600 only)
 Range (2.5mm cable min) : 3-10 m (SUP600 only)

Ref.	Version	Dimensions (mm)	Weight (Kg)
SUP600	Height measurement up to 15 m	205 x 100 x 70 mm	0,5 kg
SUP600E	Height measurement up to 25 m	205 x 100 x 70 mm	0,5 kg



/ PMT63

MEASURING STICK

/ USE

The PMT63 telescopic insulating stick is designed to carry out measurement operations on overhead networks:

- The height by means of a hook (PMT634: optional accessory).
- The diameter of conductors from 3 to 13 mm by means of a gauge (PMT632 : optional accessory)

/ TECHNICAL SPECIFICATIONS

The PMT63 stick consists of 9 telescopic sections. Eight sections are fibreglass and have graduated markings to measure heights. The bottom section is made of PVC, serves as a storage compartment and features a carry strap. Height measurements are read on the upper edge of the bottom section. Accessories are attached to the upper end of the stick or end rod. Max height measurement : 10,5 m et 11,5 m with optional extension rod PMT631. Max Operating voltage : 50 kV in dry weather and 63 kV all-weather use with extension rod PMT631 extension rod.

Ref.	Weight (kg)	Folded length (m)
PMT63	3	1,4

Accessories	Description
SBH1001	Pouch
PMT632	Gauge for use with MB adaptor
PMT631	1m epoxy resin insulating end rod with MB male/female end fittings
PMT634	Hook

/ ADA-TETRA NEW

MALE PLUG ADAPTER



/ USE

For semi-permanent and permanent tests and measurements on three-phase industrial power outlets.

/ USE

CEE 3P+N+E 6h 415 volts: monitor network voltages with a network analyser, measure insulation resistances, measure loop impedances, measure earthing resistances, etc.

Ref.	Force	Stroke	Hexagonal crimping	Battery	Dimensions (mm)	Weight (kg)
BPE62	62 kN	13 mm	6 - 300 mm ²	18 V - 2 Ah	290 x 60 x 285	3,5



PREMIUM

/ 6001-IECIV

NEW

STIFF WIRE GRIP



/ USE

For semi-permanent testing and measuring up to 1000 V CAT IV by firmly gripping rod contacts, bare cables, pins, etc.

/ TECHNICAL SPECIFICATIONS

Insulated hook.
4 mm socket.

Reference	Colour
6001-IECIV-N	Noir
6001-IECIV-R	Rouge

PREMIUM

/ ADA86/F/1.8

NEW

TEST TIP



/ USE

For testing and measuring on screw terminals. The stripped side passes as a cable and connects to a screw terminal block, ultimately converting it to a standard 4mm female banana fitting.

/ USE

1.8mm flexible rod,
4 mm female coupling.

Reference	Colour
Ada86/F/1.8-N	Black
Ada86/F/1.8-R	Red
Ada86/F/1.8-BL	Blue

PREMIUM

/ MGP6_6-IEC3IV

NEW

6.6MM ANGLED MAGNETIC ADAPTER



/ USE

For semi-permanent tests and measurements on circuit breakers, RCDs, etc. without having to loosen their screws: measuring voltages, measuring insulation resistances, checking the operation of RCDs, etc.

/ USE

Fitting 4 mm.

Reference	Colour
606MG6.6-IEC3IV-N	Black
606MG6.6-IEC3IV-R	Red
606MG6.6-IEC3IVBL	Blue



Ref.	Description
CEE7/7/2310B150	Male plug cable 2P+E Schuko type

/ CEE7/7/2310B150

MALE PLUG CABLE 2P+E SCHUKO TYPE

Advantages

- Is the cord that came with your multifunction tester worn out or damaged? This lead is the solution!

USE

For semi-permanent and permanent tests and measurements on French CEE7/5 and German «Schuko» CEE7/3 sockets: monitoring voltages with a network analyser, measuring insulation resistances, measuring loop impedances, measuring earthing resistances, etc.

TECHNICAL SPECIFICATIONS

Three 4 mm straight male banana plugs.



Reference	Description
MFT1825	Multifunction installation tester

/ MFT1825

MULTIFUNCTION INSTALLATION TESTER

IEC 61010 CAT IV 300 V / EN 61557

Advantages

- Simple colour-coded test selection and large clear backlit display for ease of use
- Non-trip loop test
- EN 61010 CAT IV safety ratings and tough IP54 case

USE

Designed for testing low voltage electrical installations. It provides all the tests required to complete the necessary electrical certification for industrial, commercial and domestic fixed wiring installations.

TECHNICAL SPECIFICATIONS

Insulation test 250/500/1000V. Continuity resistance at 200 mA.
RCD testing including: Type AC, A, S and programmable RCDs 1/2 x 1, 1 x 1, 2 x 1 and 5 x 1.
Test values 10/30/100/300/500/1000mA.
Earth testing (by earth loop).
Earth testing (by spikes). Voltage measurement/frequency

PREMIUM

/ 2312/PV4MAUNI

NEW

PHOTOVOLTAIC MALE TEST LEAD TYPE MC4



USE

For semi-permanent and permanent testing and measuring of photovoltaic panels with MC4 connectors: measuring voltage, measuring power, etc.

TECHNICAL SPECIFICATIONS

4 mm.
50 cm.

Reference	Colour
2312/PV4FAUNI-50N	Black
2312/PV4MAUNI-50R	Red



/ TP51

TESTER CLAMP FOR FLAT CONTACTS

IEC 61010-031

/ USE

Completely insulated tester clamp for quick connection to busbars (on LV installations, for example).
Do not connect or disconnect the clamps while under electrical load.

/ TECHNICAL SPECIFICATIONS

Clamp with 4 mm output for safety patchcord.
Dedicated Voltage : 600V CAT III
The TP51N2 clamp may be fitted with 2617-IEC or 2217/600V safety patchcord and fuses have to be ordered separately (Ref. TFO4).

Reference	Fuse	Current	Opening
TP51N1	No	32 A max	0 to 10 mm
TP51N2	Yes : integrated HPC	20 A max	4 to 12 mm



VALUE

/ XTRIO-2B085 OUR SELECTION XTRIO-3B216 PERCHTELE

PREMIUM TELESCOPIC STICK
AND TELESCOPIC PROBE



XTRIO-2B085



XTRIO-3B216



PERCHTELE

/ XTRIO-2B085

PREMIUM 2-SECTION TELESCOPIC STICK

/ USE

For testing continuity and measuring the resistance of protective conductors and equipotential bonding on sockets, luminaires, metal frames, etc.

/ TECHNICAL SPECIFICATIONS

4 mm socket.
Extended length : 85 cm.

Reference	Description
XTRIO-2B085	

/ XTRIO-3B216

PREMIUM 3-SECTION TELESCOPIC STICK

/ USE

For testing continuity and measuring the resistance of protective conductors and equipotential bonding on sockets, luminaires, metal frames, etc.

/ TECHNICAL SPECIFICATIONS

4 mm socket.
Extended length : 216 cm.

Reference	Description
XTRIO-3B216	

/ PERCHTELE

TELESCOPIC PROBE FOR CONTINUITY TEST AND NO VOLTAGE DETECTION

Advantages

- Adjust very quickly the length of the probe thanks to its twist locking system.

/ USE

This stick allows to make a continuity test on hard-to-reach points such as ceiling lights.

/ TECHNICAL SPECIFICATIONS

1 000V CAT III, 600V CAT IV.
4 mm female connector socket.

Reference	Extended dimensions (cm)	Folded dimensions (cm)	Weight (g)
PERCHTELE	85 cm	74 cm	300 g



/ REEL IEC3 2715 100

REEL FOR CONTINUITY TEST, 100 M

/ USE

Continuity verification of protective conductors.

/ TECHNICAL SPECIFICATIONS

100 meters of PVC insulated cable. Cross-section : 1,5 mm².
1000V CAT III - 600V CAT IV. Connector socket: 4 mm.
Plastic handle.

Reference	Dimensions (cm)	Weight (kg)
REEL IEC3 2715 100	19 x 28 x 37cm	4,5 kg



/ STB-REEL

BELT REEL FOR CONTINUITY TEST

Advantages

- The fixed socket makes you able to wind up and unwind the wire while being connected and without twisting and/or breaking the wire.
- The padded belt provides a guarantee of maximum comfort during long sessions.
- When it's time to reel the cable, the steadiness of the B-Reel around your hips allows you to use one hand to reel and the other to guide the cable and to clean it when passing the cable through a rag.

/ USE

This belt reel allows to perform a continuity test of the ground and of the equipotential bonding.

/ TECHNICAL SPECIFICATIONS

150 meters of single conductor lead, PVC insulated. Cross-section : 0,75 mm².
1000V CAT III 4 mm female connector socket. ABS casing.

Reference	Colour	Length (m)
STB-REEL2310-30V	Green	30 m
STB-REEL2310-30VJ	Yellow/green	30 m
STB-REEL2310-50N	Black	50 m

VALUE

/ ADAFMSECT OUR SELECTION

GROUNDED WALL SOCKET ADAPTOR

Advantages

- Dedicated to ease electrical continuity measuring for electrical diagnostic in houses.



/ USE

By connecting this adaptor to the type E socket of a house, the technician can use the earth pole of the socket as reference to test the other sockets with their earth tester.

/ TECHNICAL SPECIFICATIONS

Current : 16 A.
250 V AC CAT II

Ref.	Description	Dimensions (mm)
AdaFMsectFR-T/F4-V	Grounded wall socket adaptor	80 x 36mm



Reference	Description
ULD-40	Ultrasonic corona/arcing detector



/ USE

The PDS allows online partial discharge detection on underground cable accessories and equipment for safety and maintenance purposes. This compact and lightweight instrument is battery operated and it has an autonomy of 30 hours. The Partial Discharge intensity level is displayed on the instrument with the bargraph.

Reference	Description
PDS	Partial Discharge Scanner
Accessories	Description
ULD401	Parabolic sensor
ULD403	Noise simulator
ULD404	Audio cable for PC
ULD405	Headset

/ ULD-40

BELT REEL FOR CONTINUITY TEST

Advantages

- The ULD-40 enables making remote acoustic inspections with great accuracy. The equipment is user friendly and does not necessitate any training whatsoever. One of the advantages of the ULD-40 is that it works just as well in noisy environments.

/ USE

The ULD-40 accurately pinpoints and identifies corona effects and arcs that may be encountered on any type of high voltage installation simply by scanning around the suspected area. An optional external parabolic sensor, enables the user to pinpoint electrical defects from a longer distance. It easily connects on the side of the ULD and it is equipped with a laser pointing device which enables pinpointing the ultrasound emission source. The dismantable parabolic antenna and the small dimensions of the ULD facilitate its use in the field and allow access to any type of installations.

/ TECHNICAL SPECIFICATIONS

- Display : 7-segment display in relative dB-mode
- Display Range : 90 dB
- Sensor : Built-in with 5 degrees conical directivity
- Audio : Integrated Speaker & Audio output for headset or PC recording
- Centre Frequency : 40 KHz
- Bandwidth : 38 kHz-48 kHz
- Detection : Detects 0.127 mm dia. leak at 5 psi at a distance of 8m
- Battery : Rechargeable Lithium-ion battery
- Delivered with case, battery charger and product manual.

Reference	Description
ULD401	Parabolic sensor
ULD403	Noise simulator
ULD404	Audio cable for PC
ULD405	Headset

/ PDS

PARTIAL DISCHARGE SCANNER

Advantages

- Easy to use
- Compact, lightweight and battery powered for maximum flexibility
- High sensitivity inductive and capacitive sensors
- Rugged Delrin® made casing
- Up to 30 hours autonomy

/ TECHNICAL SPECIFICATIONS

- Sensitivity : 100 pC to 25000 pC
- Intensity range : 0 to 54 dB
- Sensor type : Dual mode sensor combining capacitive and inductive
- Frequency : High frequency detection (100 MHz and up)
- Indication :
 - Audio with integrated speaker
 - Visual, LED bar graph
- Autonomy : Up to 30 hours
- Battery : 4x AA alkaline batteries

- Standard accessories :
- Insulated sticks, for 3 feet length total
 - Nylon protective bag
 - Universal coupler for hotsticks



VALUE

/ TE-FR100 OUR SELECTION

POWER SOCKET TESTER, EARTH CONNECTION IMPEDANCE METER



Advantages

- **SIMPLE** : just connect Tohm-e to a power socket.
- **INSTANTANEOUS** : the display is immediate
- No risk of failure, as Tohm-e operates without cells.
- **AUTOMATIC INTERPRETATION OF RESULT** :
 - blue screen showing that the earth value is OK (earth <100Ω)
 - red screen showing that the earth value is not OK (earth >100Ω)
- **ADAPTS TO ALL REQUIREMENTS** : the rotating head allows easy reading



/ USE

LV electrical systems must comply with the installation rules of standard NFC 15-100. Compliance must be guaranteed upon initial commissioning, and also after periodic inspections.

In particular, the value of the **EARTH CONNECTION** must be inspected. Tohm-e can measure that value from a simple power socket. The device can also check if the socket is wired correctly (position of phase, neutral and earth).

/ TECHNICAL SPECIFICATIONS

Measurement using the earth loop principle
 Device designed for TT earth systems
 Earth connection measurement: 0.0 Ω to 2kΩ
 Voltage measurement: 50V to 440V (actual RMS value)
 Indication of the position of phase, neutral and earth
 Usage temperature: -20°C to +55°C

Ref.	Description	Specificity	Dimensions (mm)	Weight (kg)
TE-FR100	Power socket tester, earth connection impedance meter	IP2X, CAT III, 300V	170 x 75 x 63 mm	250



VALUE

/ WHEEL-E

CONTINUITY TESTER AND REEL

IEC 61010-031, NF C 15-100, XPC 16-800

Plus produit

- Worn at the belt to free the operator's hands
- Integrated reel for unhindered movement in the inspected premises
- Original display system (red or blue depending on the quality of continuity) doubled by an audio signal
- Single button for all functions
- Available in two versions:
 - 30m (domestic environments)
 - 50m (industrial environments)



/ USE

Testing and measuring the continuity of protective conductors and equipotential bonding.

In accordance with standard NF C 15-100, Wheel-e makes it possible to make sure that the resistance measured between all frames and equipotential bonding is below 2Ω.

Because it is worn at the belt, Wheel-e is particularly suited to inspecting large buildings, industrial facilities and offices.

/ TECHNICAL SPECIFICATIONS

PROTECTION

- 600V~ CAT III
- 300V~ CAT III
- Compliant with EN 61010-1
- IP2X
- Class 2
- Voltage alert
- Replaceable 0.5A fuse
- Double-sheathed 1mm² PVC cable
- Protection inspected by an accredited outside laboratory in France (LCIE)

MEASUREMENTS

- Automatic polarity inversion (complies with EN 61557-4)
- Measurement range 0.00Ω to 20.0Ω (resolution 0.01Ω)
- Intensity 200mA direct current (complies with EN 61557-4)
- Voltage from 4V to 6V (complies with EN 61557-4)
- Supplied with verification certificate
- Precision ±10% ±0.02 from 0.50 to 2.00.

Supplied complete with belt.

Starting up kit supplied (coiled lead, crocodile clamp, tip and adapter).
Cells supplied.

Accessory not supplied : Telescopic rod PERCHTELE



Large range
of action



Battery life
10,000 presses



Resistance
value



Measurement lead
compensation



Cable
guide



Beep
(can be disabled)



Calibration



Fault voltage
display



Worn
at the belt

Reference	Weights	Specifications
W2-20H301235	1.8 Kg	30m version, PVC cable 1mm ² green
W2-20H501235	2.2 Kg	50m version, PVC cable 1mm ² green
EtaElec-X07-011-W20H30V	-	Calibration, adjustment, verification Wheel-e 2 Ohm 30m green
EtaElec-X07-011-W20H50V	-	Calibration, adjustment, verification Wheel-e 2 Ohm 50m green



/ CPM D H M T
FOLDING KEY CPM

/ USE

Folding key CPM are specially made to adapt to your composition. 21 different codes which can be combined by 2, 3, 4 or 5 on the same key.

The disposition of elements is determined by our cares according to number and components selected. All combinations are possible such as : CPM-B-J-T-M, CPM-E-H-N-T and CPM-B-G-H-M-T.

/ TECHNICAL SPECIFICATIONS

Made in bronze.

Reference	Description
CPM D H M T	Folding key CPM

Elements	Section	Description	Code	Use
FEMALE KEY	Square	6 x 6	A	For square lock 6 mm male
		8 x 8	B	For square lock 8 mm male
		14 x 14	C	Opening and closing of polyvalent cases
		15 x 15	D	
		16 x 16	E	
	11	H	Access to the technical area of phone box	
	Triangular	13	J	For electrical boxes and cabinets
		15	L	Old openings
		18	P	
		8	K	For triangular lock 8 mm
		5	G	Opening padlock
7		I	For fixing screw to triangular head (TTR)	
	1/2 moon	1/2 moon Ø 5	X	Opening padlock
MALE KEY	Square	7 x 7	T	Opening technical sheaths and old openings for female lock from 6 to 8 mm
	Right-angled	4.5 x 9 Long	M	Opening door of sheaths 5 300
		4.5 x 9 Short	N	
	Test	Boob Ø 1.8 setting over with guide Ø 10	R	Opening building electrical cabinets
	Cross	Cross 1.2	S	Opening Belgian electrical boxes and cabinets
		Double test Ø 2.3	Y	Gas riser apparatus
	Double bar	Bit 2.2	V	For female double bit safety lock 3 mm
Bit 2.9		W		



/ TP71

SUPPORT RODS FOR CURRENT METER PANELS

/ USE

This set is used to put up or put down electricmeters or to maintain it in a sloped position.

/ TECHNICAL SPECIFICATIONS

Kit content:

- Two rods for right position, Ø 5 mm Length : 340mm
 - Two rods for left position, Ø 5 mm Length : 170mm
 - One screwdriver handle Ref. TP 71MV
- Max. weight of 50 daN on the 4 rods.

Reference	Dimensions (mm)	Weight (g)
TP71	380 x 40 x 40	350

Spare parts	Description
TP71T	Case
TP71VD	Rod for right position
TP71M	Screwdriver handle
TP71VC	Rod for left position (bent rod)



/ P109

LEAD PLIERS WITHOUT TEXT BLOC

/ TECHNICAL SPECIFICATIONS

Pliers made from black steel for 10 mm leads. Engraving block possible on one or two sides, until 10 text blocks : please contact us.
The lead pliers (ref. P109) are delivered without accessories.

Reference	Lenght (cm)	Weight (g)
P109	15 cm	190 g

Spare parts	Description
P109BG	Single block engraved with text
P109BV	Single block without engraving
P109V	Bag of 10 spare screws
P109P	Lead Ø 10 mm (in bag of 1000 pieces)
P109PF	Lead Ø 8 mm on 200 mm rod (in bag of 1000 pieces)
P109F 1000	Wire seals n° 1 Ø 1,31 mm (on reel)



/ P109A

PLASTIC CABLE TIES

/ USE

The seal is done with the same pliers used for lead (ref. P109).

/ TECHNICAL SPECIFICATIONS

- Head: 10 mm.
- Length 160 mm (240 mm on demand, by 100 pieces).
- Wire Ø 1,2 mm.
- Bag of 300 pieces.

Reference	Color
P109ABE	Blue
P109AR	Red
P109AB	White
P109AJ	Yellow
P109AN	Black
P109AG	Gray



/ C365-C370-C375-C371

ELECTRICIAN POCKET KNIFES

Advantages

- Lightness, ergonomic, stainless steel blade to maintain durability and sharpness.
- Made in France.

Reference	Description	Version	Blade length (mm)	Overall length (mm)	Weight (g)
C365	Electrician knife, bubinga handle	1 straight blade	80 mm	180 mm	65 g
C370	Electrician knife, varnished wooden handle	1 curved blade	75 mm	175 mm	70 g
C371	Electrician knife, black ABS handle	1 straight blade	80 mm	180 mm	60 g
C375	Electrician knife, bubinga handle	1 straight blade + 1 curved blade	straight blade : 80, curved blade : 75	180 mm	100 g



/ A02

SHARPENING STEEL

/ USE

Its shape makes it easy to sharpen electrician knives, pruning blades, axes, etc.

/ TECHNICAL SPECIFICATIONS

This sharpening stone comes complete with a protective plastic handle.

Reference	Length (mm)	Weight (g)
A02	250 mm	220 g



/ P97

SELF ADJUSTING CUT AND STRIP TOOL

/ USE

The tool can be operated with one hand and ensures quality stripping and cutting of the cable.

/ TECHNICAL SPECIFICATIONS

Wire cutting notch.
Stripping length : 4 to 18 mm
Stripping capacity : 0,02 mm² to 10 mm².

Reference	Length (mm)	Dimensions in blister (mm)	Weight (g)
P97	200 mm	250 x 115 x 30 mm	150 g



/ 003

ROUND WIRE STRIPPER

/ USE

For stripping of outer insulation from cables.
Spring loaded gripping arm, blade has adjustable cutting depth.
Blade can be turned by pushing the side knob, to cut along the length of cable.

/ TECHNICAL SPECIFICATIONS

Spring loaded gripping arm, blade has adjustable cutting depth.
Blade can be turned by pushing the side knob, to cut along the length of cable.

Reference	Length (mm)	Weight (g)
003	135 mm	140g



/ C366 - C366 A

SELF ADJUSTING CUT AND STRIP TOOL

Advantages

- Each tool is delivered with a spare blade in the handle.
- The blade is adjustable to the insulation thickness.

/ USE

Stripping tool for regular cables. Capacity Ø 8 to 28 mm. Circular and longitudinal cut.

/ TECHNICAL SPECIFICATIONS

- Rotating blade for circular and longitudinal cut.
- Adjustable cutting depth with a red knurled nut.
- The cable to be stripped is positioned by a guiding « V » slot with return spring.
- Handle made of PA (Polyamide).
- Special hardened steel blade.

Ref.	Description	Overall length (mm)	Weight (g)
C366	JOKARI stripping knife n°28	170 mm	75 g
C366 A	JOKARI stripping knife n°27	130 mm	70g



/ C368

JACKET REMOVER WITH RETRACTABLE BLADE

/ USE

Longitudinal cut.

/ TECHNICAL SPECIFICATIONS

Lightweight, retractable blade with guiding security tip.
For a longitudinal cut of maximum 3,5 mm thick insulation cable.
Insulated PA handle (PA - Polyamide)

Reference	Length (mm)	Weight (g)
C368	170 mm	90 g



/ A13AV

TENSIONING TOOL

/ USE

Ideal for heavy-duty line work.

/ TECHNICAL SPECIFICATIONS

For fixing and cutting steel strip from 10 mm to 20 mm wide, and 4/10° to 7/10° thick.
Delivered in a cardboard box.

Reference	Dimensions (mm)	Weight (kg)
A13AV	270 x 93 x 90 mm	1,950 kg



/ C119

STEEL STRIP SHEARS

/ TECHNICAL SPECIFICATIONS

Equipped with a return spring, designed to cut steel strip at the desired length.
Its specific shape facilitates collar fixation.

Reference	Length (mm)	Weight (g)
C119	230 mm	490 g



/ A13
MANUAL TENSIONER

/ USE
For fixing and cutting steel strip from 10 mm to 20mm wide, and 4/10e to 7/10e thick.

Reference	Dimensions (mm)	Weight (kg)
A13	305 x 85 x 65 mm	1.370 kg



/ P115
CLAMPING TOOL FOR STEEL STRIP
C33-226, UTE C33-223, NF C 33-223, HN33S23.

/ USE
Specific pliers used to bind all types of pipes, cables, ropes, boxes, etc...
It allows to cut metallic strip thanks to a cutting part.

/ TECHNICAL SPECIFICATIONS
For steel strips up to 10 mm wide.
Suitable for all diameters and sections.

Reference	Dimensions (mm)	Weight (kg)
P115	160 x 25 x 56 mm	240 kg



/ F06 C
CLASP FOR METAL STRIP

/ TECHNICAL SPECIFICATIONS
Clasp for 20 mm stainless steel strip.
Bag of 100 pieces.

Reference	Weight (kg)
F06 C	1 kg



/ PE9Y
PLASTIC-COATED PLIERS FOR INSULATED CONNECTORS

/ USE
Used in telephone field for multi pair wires.

Reference	Length (mm)	Weight (g)
PE9Y	150 mm	150 g



/ F06-4 / F06-7
STAINLESS STEEL STRIP

/ TECHNICAL SPECIFICATIONS
Reel of stainless steel strip 20 mm wide.

Reference	Thickness	Dimensions (mm)	Weight (kg)
F06 4	4/10e	230 x 230 x 25 mm	3 kg
F06 7	7/10e	230 x 230 x 25	5 kg



/ P110
PLIERS FOR PLASTIC COLLARS

/ USE
For fixing and cutting Rilsan plastic collars.

/ TECHNICAL SPECIFICATIONS
Steel pliers, lacquer finish.

Reference	Length (mm)	Weight (g)
P110	200 mm	320 g



/ 002
TOPOMETER

Advantages

- No vibration : belt driven wheel.

/ USE
For road and field measurements.

/ TECHNICAL SPECIFICATIONS
Counter capacity : 9 999.99 m
Centimetres display : precision 0.05%
Wheel diameter : 318,5 mm
Belt width : 20 mm

Locking device and cleaning device.
Support stand and removable handle.
Accessory : case Ref. 002M (not supplied)



/ NCT
NON-CONDUCTIVE TAPE MEASURER

Advantages

- 100% safe : no conductive metallic parts.

/ TECHNICAL SPECIFICATIONS

Tape is constructed of highest quality FRP — FibreReinforced Plastic material. The material will not stretch and when used correctly will allow years of use. Standard length : 3 m.

Reference	Length (m)	Dimenations (mm)	Weight (g)
NCT	3	83 x 73 x 29	150 g



/ P135P
ROUND PAINTBRUSH

/ TECHNICAL SPECIFICATIONS

Dielectric round paintbrush with plastic ring.

Ref.	Description	Diameter (mm)	Length (mm)	Weight (g)
P135 P23	Round paintbrush Ø 23 mm	23	200 mm	15 g
P135 P30	Round paintbrush Ø 30 mm	30	200 mm	20 g



/ D60
INSULATED PLASTIC FOLDING RULES
CERTIFIED EC - CLASS 3

/ TECHNICAL SPECIFICATIONS

10 section insulated folding rulers, made of ABS plastic. Extended length : 2 m. Double-sided graduation. Delivered in blister.

Reference	Width (mm)	Weight (g)
C258	15 mm	100 g



/ L10
HACKSAW SPARE BLADE «ULTRA MAJÖR»

/ USE

Especially designed for engineering, workshops, etc.

/ TECHNICAL SPECIFICATIONS

Super High Speed Steel with molybdenum - rustproof treated. High cutting performances, maximum precision.

Reference	Description	Length (mm)
L10 08D	Steel hacksaw spare blade 300 mm 8 teeth/cm	300 mm
L10 10D	Steel hacksaw spare blade 300 mm 10 teeth/cm	300 mm
L10 12D	Steel hacksaw spare blade 300 mm 12 teeth/cm	300 mm



pentaesp.com

Non-contradictory texts and images. The information in this document is subject to change without notice. Any reproduction, even partial, of this document is strictly forbidden without authorization.